



US00D901915S

(12) **United States Design Patent**  
**Kafantaris**

(10) **Patent No.:** **US D901,915 S**

(45) **Date of Patent:** **\*\* Nov. 17, 2020**

(54) **VEHICLE SEAT**

(71) Applicant: **Constantine E. Kafantaris**, Orange,  
CA (US)

(72) Inventor: **Constantine E. Kafantaris**, Orange,  
CA (US)

(\*\*) Term: **15 Years**

(21) Appl. No.: **29/679,167**

(22) Filed: **Feb. 1, 2019**

(51) **LOC (12) Cl.** ..... **06-01**

(52) **U.S. Cl.**  
USPC ..... **D6/356**

(58) **Field of Classification Search**

USPC ..... D6/334, 356, 360, 369, 370, 374, 376,  
D6/716, 716.1, 716.2, 716.3, 716.4,  
D6/716.5, 716.7, 366; D21/521, 533, 548  
CPC .... A61H 2201/0149; B60N 2/06; B60N 2/20;  
B60N 2/22; B60N 2/58; B60N 2/68;  
B60N 2/80; B60N 2/643; B60N 2/888;  
B60N 2/859; B60N 2/1615; B60N  
2/7035; B60N 2/42745; B60N 2002/0272;  
B60N 2205/35; B60N 2/44; B60N 2/56;  
B60N 2/206; B60N 2/366; B60N 2/933;  
B60N 2/2222; B60N 2/2245; B60N  
2/686; B60N 2/688; F16B 2/08; F16B  
2/803; F16B 45/00

See application file for complete search history.

(56) **References Cited**

**U.S. PATENT DOCUMENTS**

D536,543 S \* 2/2007 Hsu ..... D6/356  
D587,476 S \* 3/2009 Lenterman ..... D6/366

D693,586 S \* 11/2013 Lenterman ..... D6/366  
D721,896 S \* 2/2015 Ritzel ..... D6/356  
D721,897 S \* 2/2015 Ritzel ..... D6/356  
9,682,644 B2 \* 6/2017 Fujita ..... B60N 2/64  
10,294,979 B2 \* 5/2019 Inoue ..... F16B 45/00  
D850,808 S \* 6/2019 Balma ..... D6/356  
D852,523 S \* 7/2019 Ritzel ..... D6/356  
D859,865 S \* 9/2019 Berlinches ..... D6/366  
10,457,203 B2 \* 10/2019 Balma ..... B60Q 3/43  
D870,477 S \* 12/2019 Fujita ..... D6/356

\* cited by examiner

*Primary Examiner* — Kevin K Rudzinski

*Assistant Examiner* — Paul D Bohannon

(74) *Attorney, Agent, or Firm* — Kafantaris Law Offices;  
Theo Kafantaris

(57) **CLAIM**

The ornamental design for a vehicle seat, as shown and described.

**DESCRIPTION**

FIG. 1 is a front perspective view of the vehicle seat showing my new design;

FIG. 2 is a front view thereof;

FIG. 3 is a rear view thereof;

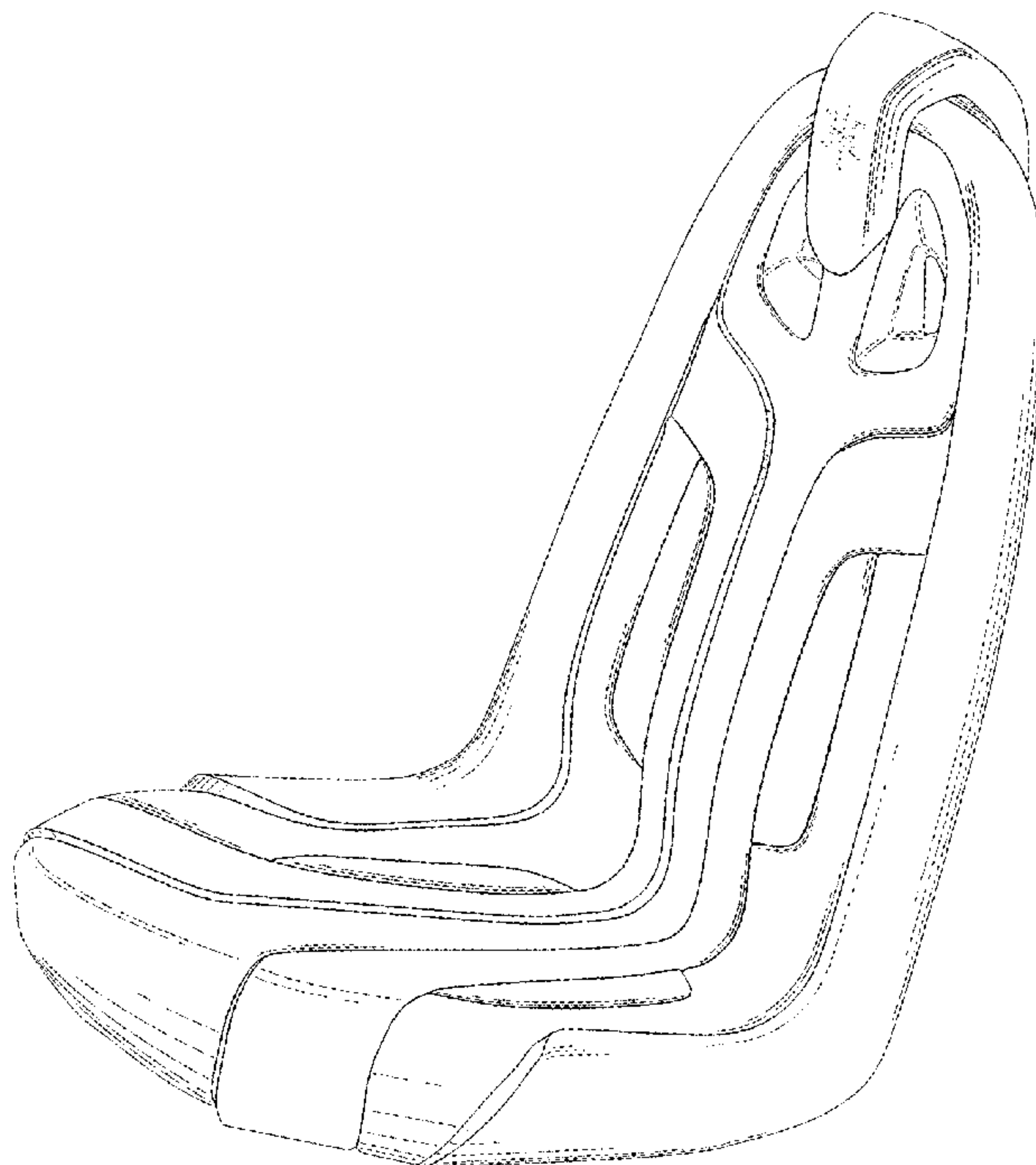
FIG. 4 is a side view thereof;

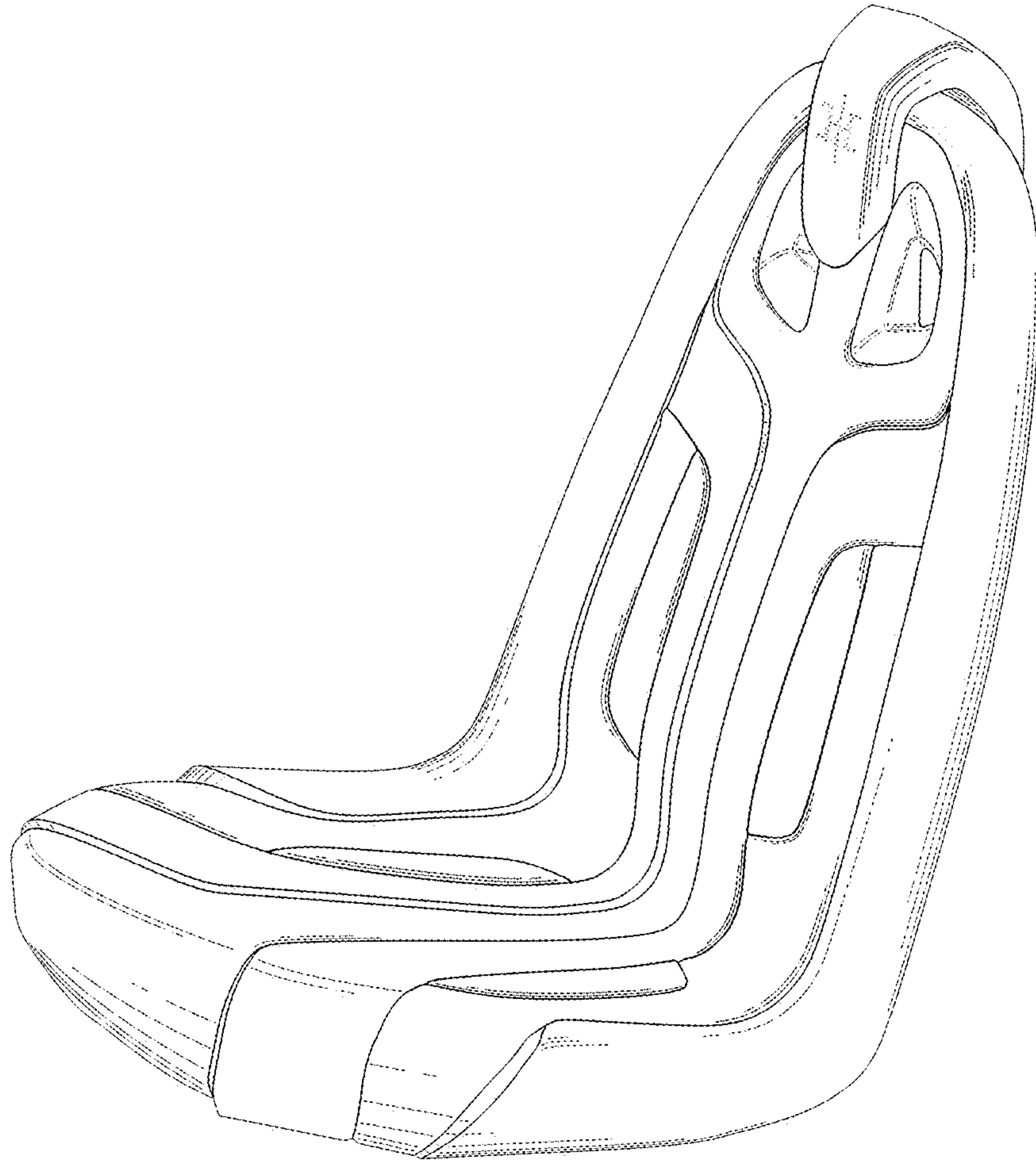
FIG. 5 is a top view thereof; and,

FIG. 6 is a rear perspective view thereof.

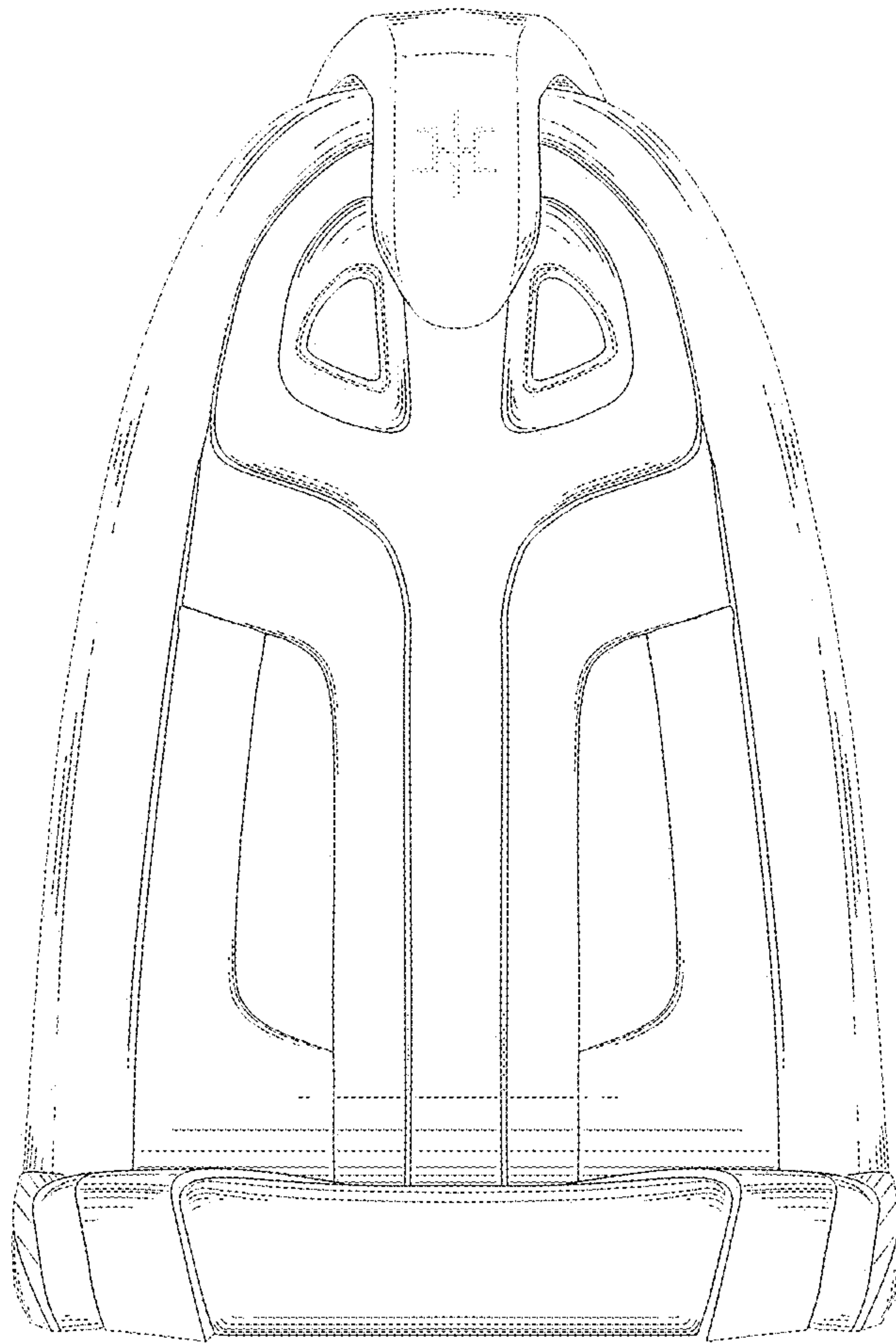
In the drawings, the broken lines depict environmental subject matter and form no part of the claimed design.

**1 Claim, 6 Drawing Sheets**

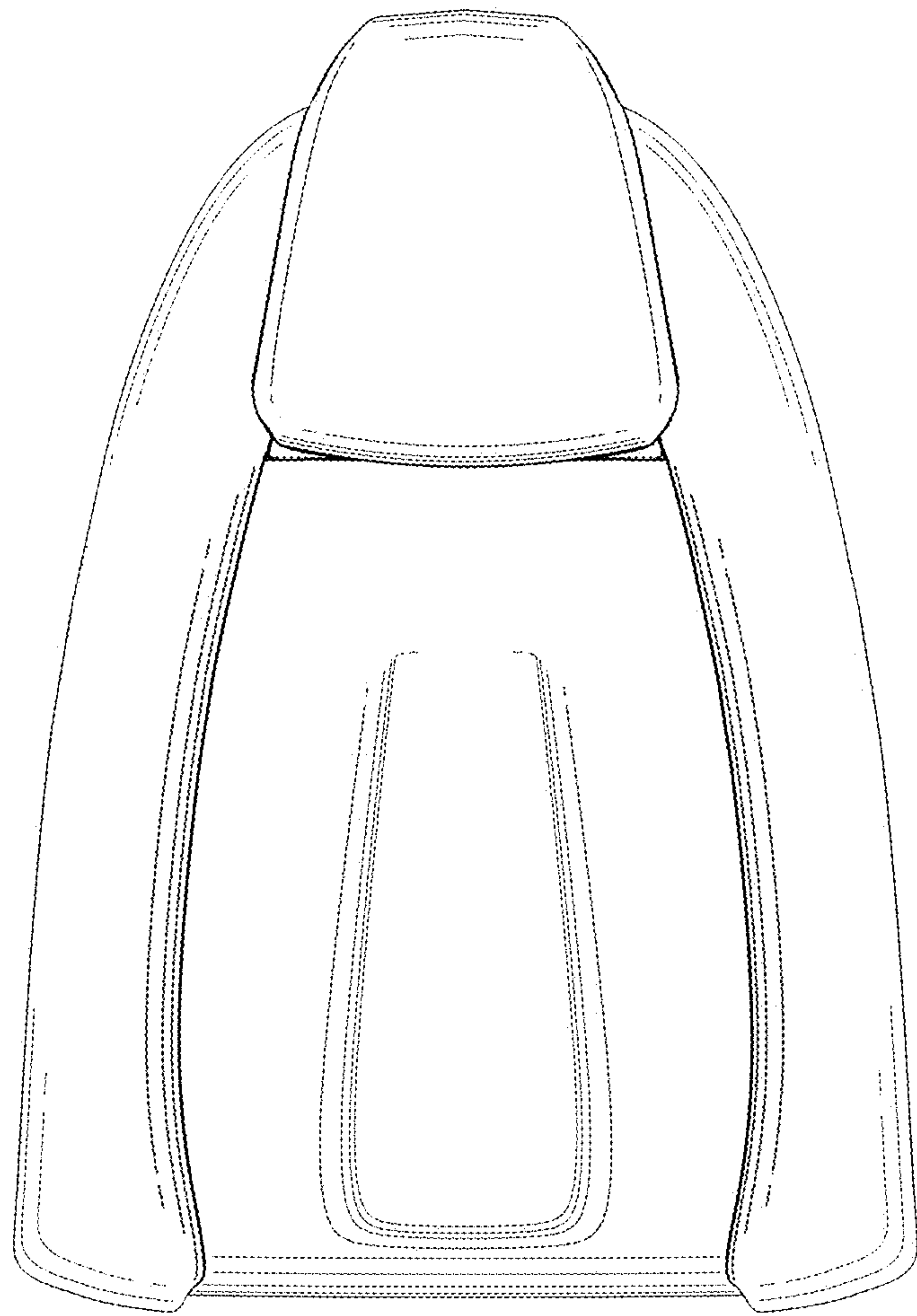




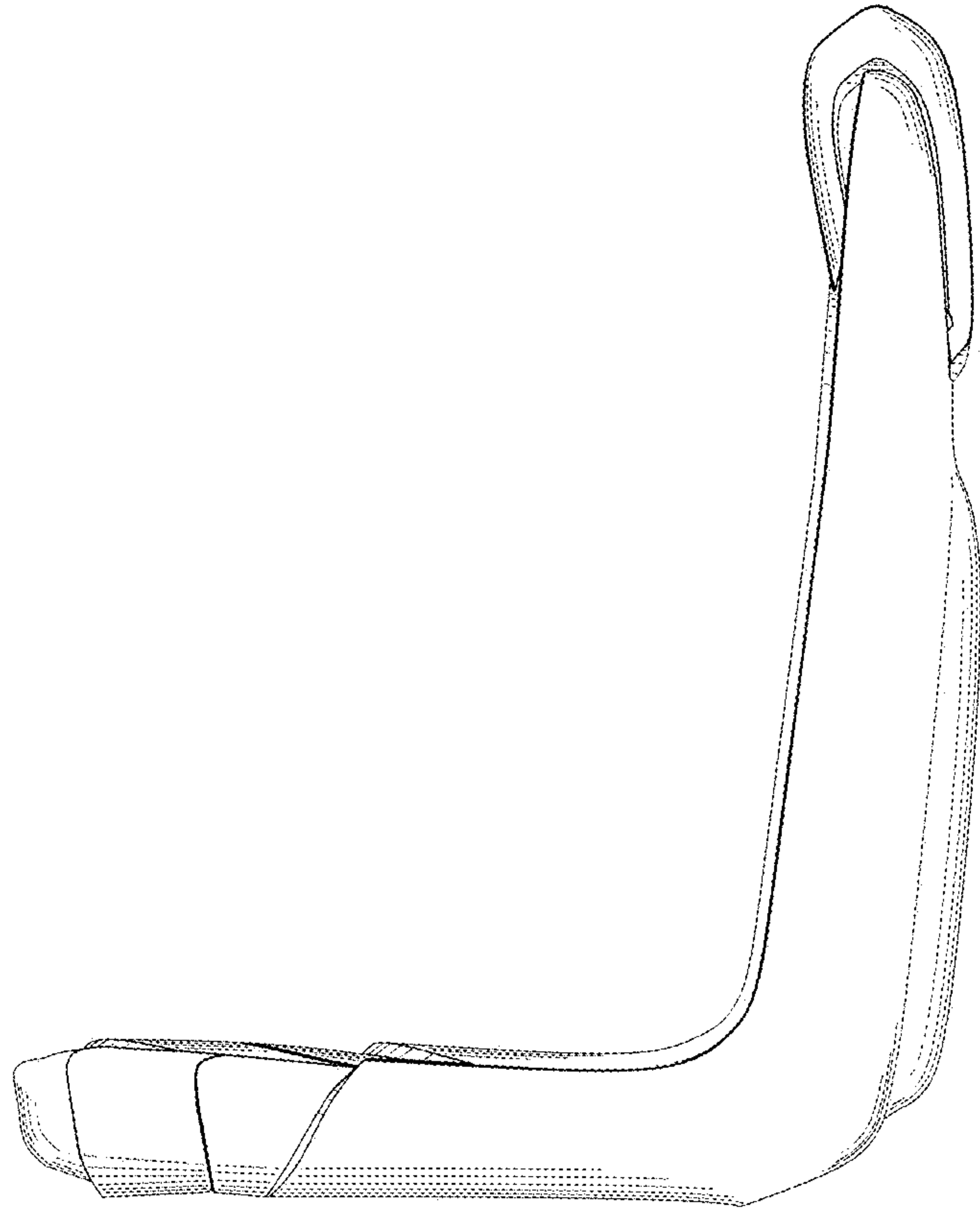
**FIG 1**



**FIG 2**




**FIG 3**

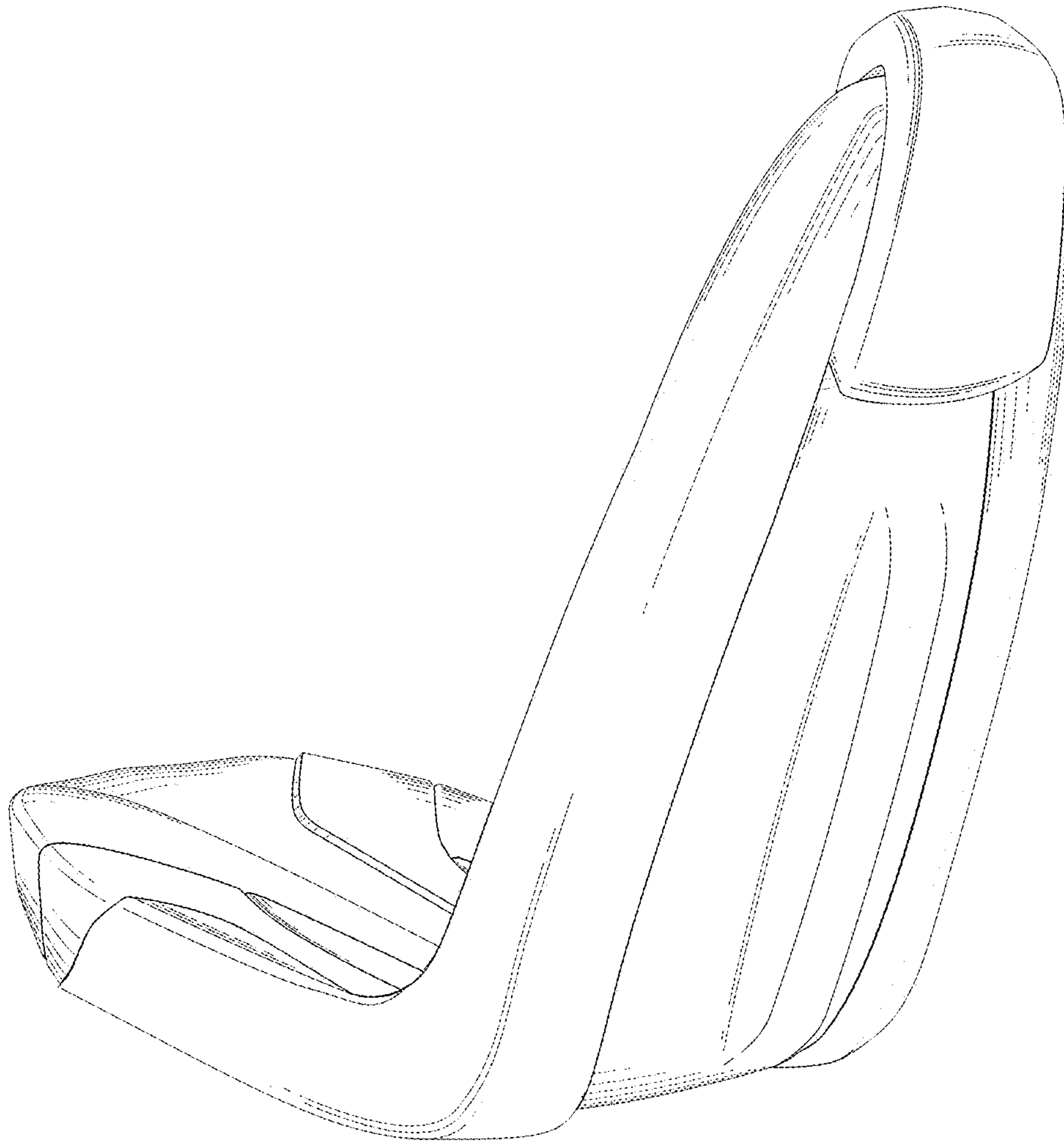


**FIG 4**





**FIG 5**



**FIG 6**