



US00D901901S

(12) **United States Design Patent** (10) **Patent No.:** **US D901,901 S**
Peppers et al. (45) **Date of Patent:** **** Nov. 17, 2020**

(54) **COMBINED TOOTHBRUSH AND SCRAPER**

(71) Applicants: **Mickey Peppers**, Nashville, TN (US);
Kasey Mixon, Live Oak, FL (US)

(72) Inventors: **Mickey Peppers**, Nashville, TN (US);
Kasey Mixon, Live Oak, FL (US)

(**) Term: **15 Years**

(21) Appl. No.: **29/683,590**

(22) Filed: **Mar. 14, 2019**

(51) **LOC (12) Cl.** **04-99**

(52) **U.S. Cl.**
USPC **D4/118**

(58) **Field of Classification Search**
USPC D4/100-113, 116-138, 199; D8/18, 33,
D8/34, 72, 73, 80, 83, 394, 395; D28/7,
D28/154
CPC A46B 15/0081; A46B 5/002; A46B 9/04;
A46B 2200/1066; A46B 2200/1086;
A46B 2200/20; A46B 2200/202; A46B
2200/205

See application file for complete search history.

(56) **References Cited**

U.S. PATENT DOCUMENTS

4,488,327	A	12/1984	Snider	
4,610,043	A	9/1986	Vezejak	
5,709,004	A	1/1998	Paduano et al.	
5,980,541	A	11/1999	Tenzer	
6,273,719	B1	8/2001	Whitman	
D515,817	S	2/2006	Siemer	
D571,470	S *	6/2008	Jansheski	D24/147
7,540,054	B2	6/2009	Goldstein	
D595,963	S	7/2009	Gronikowski	
D638,628	S	5/2011	Nanda	
D651,808	S *	1/2012	Nguyen	D4/108
D660,004	S	5/2012	Knutzen et al.	
8,359,693	B2	1/2013	Lee	

D679,503	S	4/2013	Nanda	
D721,504	S *	1/2015	Kim	D4/108
D727,626	S *	4/2015	Bontemp	D4/105
9,161,613	B1	10/2015	Chirichiello	
9,642,450	B1 *	5/2017	Singh	A46B 15/0081
D838,491	S *	1/2019	Pariseau	A46B 15/0071
				D4/108
D874,155	S *	2/2020	Grant	D4/108
2013/0000658	A1 *	1/2013	Nguyen	A46B 15/0071
				132/200

OTHER PUBLICATIONS

Best Tongue Scraper 2019. Article. Written by: Jon Love. Copyright © 2019 • Electric Teeth [retrieved on Nov. 15, 2018]. Retrieved from the Internet: URL: <https://www.electrictooth.com/best-tongue-scraper/>.

* cited by examiner

Primary Examiner — George A Bugg
Assistant Examiner — Tamara L Hahn
(74) *Attorney, Agent, or Firm* — Cramer Patent & Design, PLLC; Aaron R. Cramer

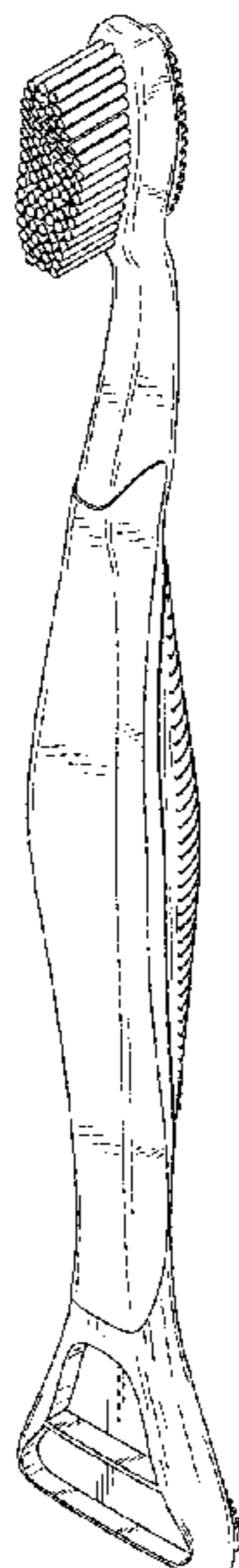
(57) **CLAIM**

The ornamental design for a combined toothbrush and scraper, as shown and described.

DESCRIPTION

FIG. 1 is a perspective top front right view of a combined toothbrush and scraper, showing our new design; FIG. 2 is a perspective top rear left view thereof; FIG. 3 is a front elevation view thereof; FIG. 4 is a rear elevation view thereof; FIG. 5 is a right elevation view thereof; FIG. 6 is a left elevation view thereof; FIG. 7 is a top plan view thereof; and, FIG. 8 is a bottom plan view thereof.

1 Claim, 7 Drawing Sheets



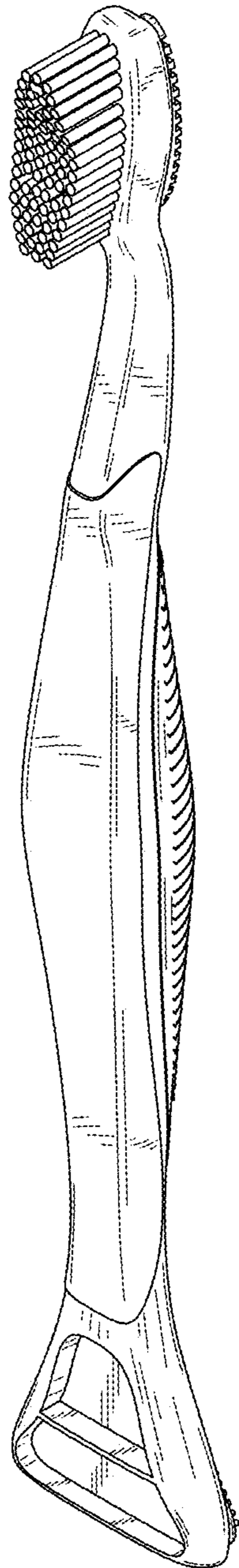


FIG. 1

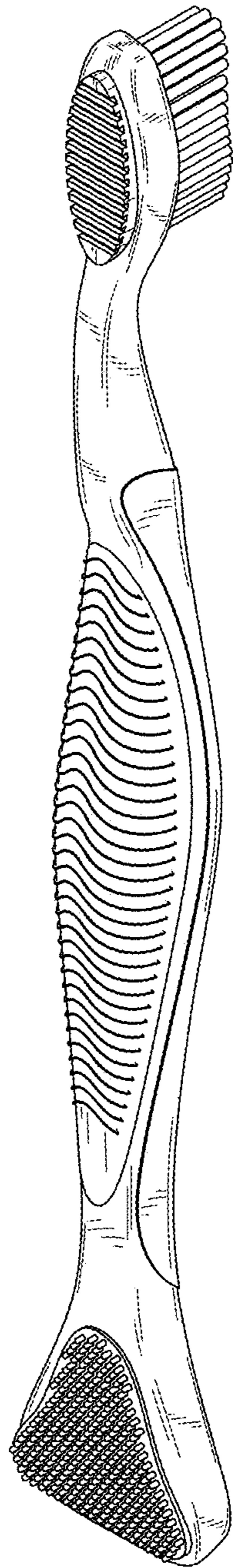


FIG. 2

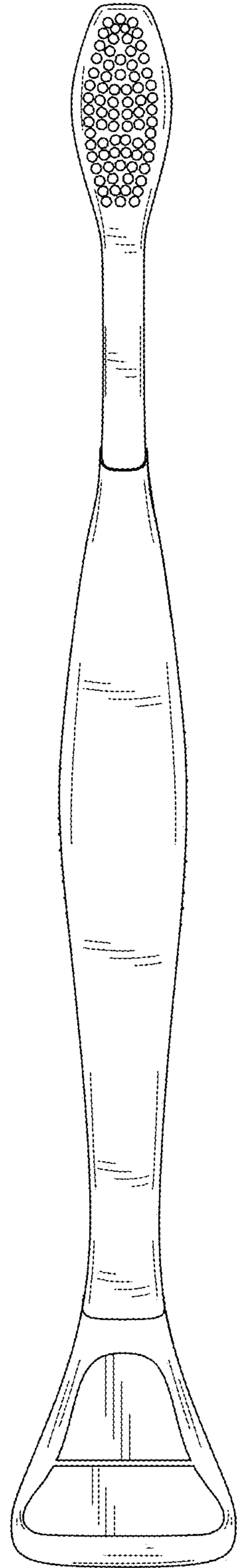


FIG. 3

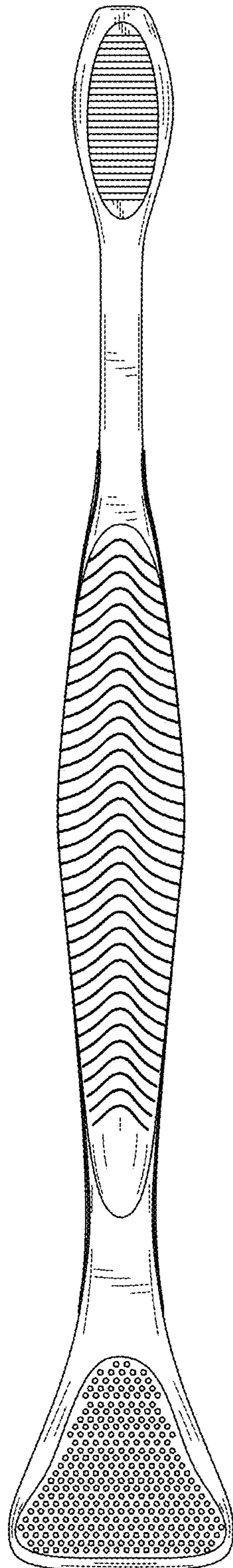


FIG. 4

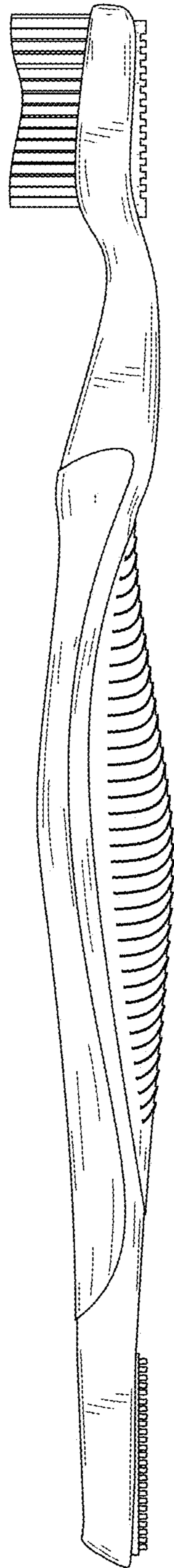


FIG. 5

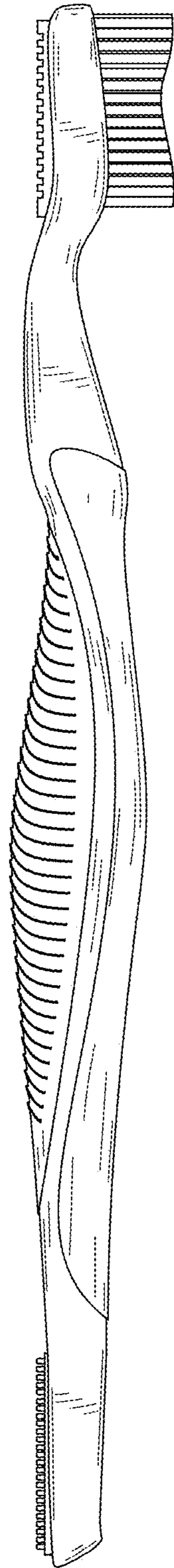


FIG. 6

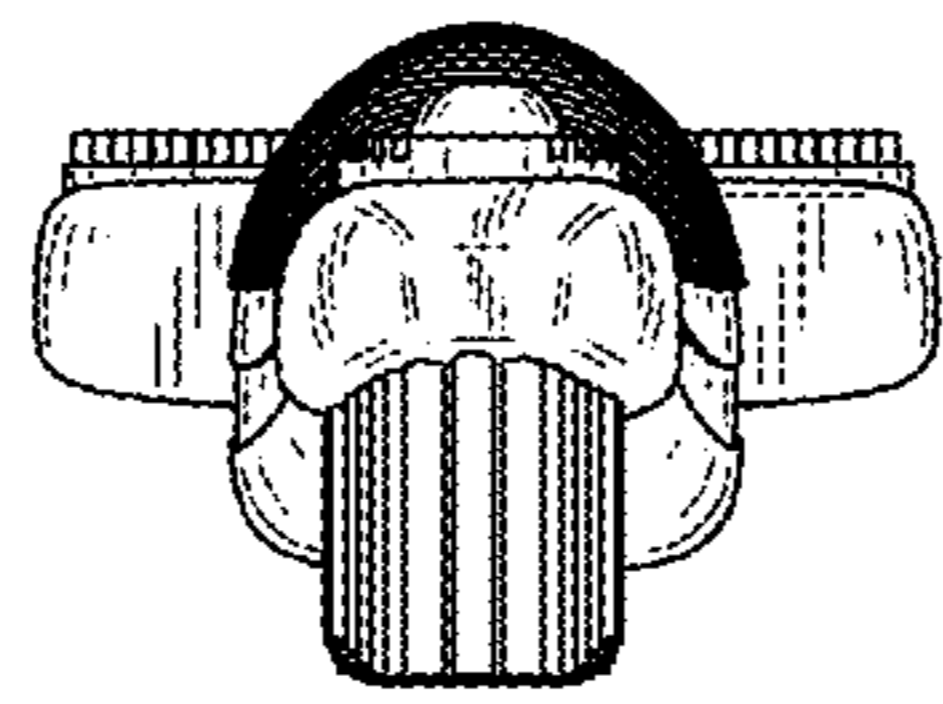


FIG. 7

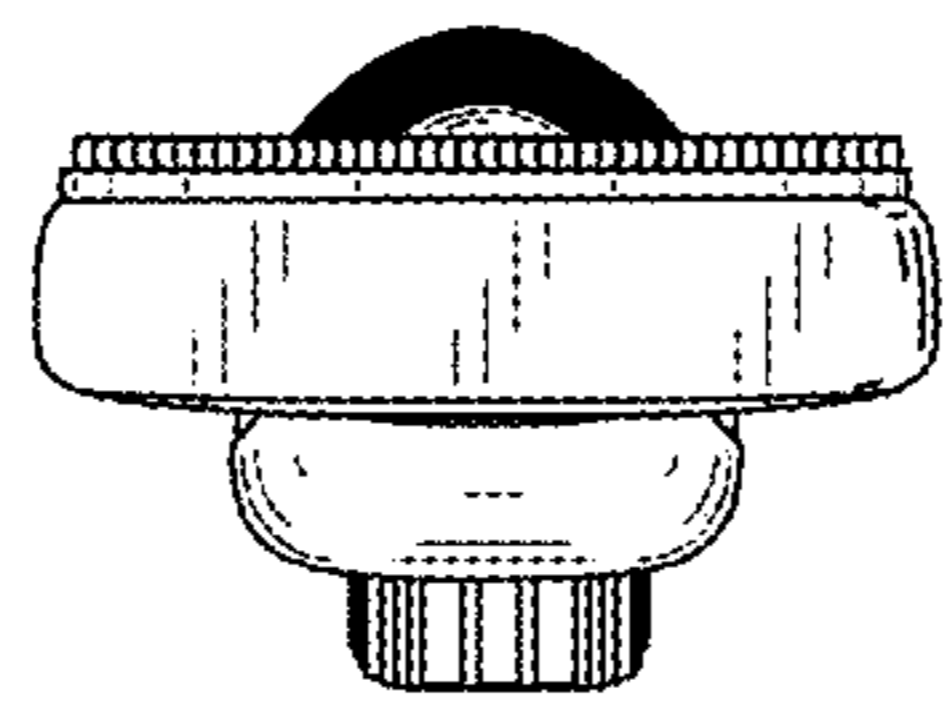


FIG. 8