



US00D901874S

(12) **United States Design Patent**
Reaux

(10) **Patent No.:** **US D901,874 S**

(45) **Date of Patent:** **** Nov. 17, 2020**

(54) **CONVERTIBLE MEDICAL SPONGE
COUNTER BAG**

(71) Applicant: **Brian K. Reaux**, Red Oak, TX (US)

(72) Inventor: **Brian K. Reaux**, Red Oak, TX (US)

(73) Assignee: **Brian K. Reaux**, Red Oak, TX (US)

(**) Term: **15 Years**

(21) Appl. No.: **29/651,328**

(22) Filed: **Apr. 30, 2018**

(51) **LOC (12) Cl.** **03-01**

(52) **U.S. Cl.**
USPC **D3/203.1**

(58) **Field of Classification Search**
USPC D3/201, 203.3, 203.5, 203.7, 299, 303,
D3/283, 286, 293; 206/5, 287.1, 438,
206/528-540; 224/560; 190/111, 115,
190/118, 902-903; 383/4, 23, 25, 37,
383/39-40

CPC A61B 50/37; A61B 2050/375
See application file for complete search history.

(56) **References Cited**

U.S. PATENT DOCUMENTS

3,749,237 A * 7/1973 Dorton A61F 13/20
206/438
D332,697 S * 1/1993 Schildkraut D3/303
5,547,077 A * 8/1996 Wang B65D 85/548
206/307.1
5,658,077 A * 8/1997 Hoffman A61B 50/37
206/362

5,692,608 A * 12/1997 Simien A47C 7/62
206/320
D544,203 S * 6/2007 Krohn D3/203.5
D627,167 S * 11/2010 Kittrell D3/299
8,371,448 B1 * 2/2013 Reaux A61B 50/13
206/362
D710,105 S * 8/2014 Hondos D3/303
D713,643 S * 9/2014 Adinolfe, Sr. D3/303
D715,534 S * 10/2014 Reaux D3/203.1
8,915,354 B1 * 12/2014 Smith A45C 11/16
206/495
D720,537 S * 1/2015 Taller D3/285
D727,026 S * 4/2015 Benn D3/299
9,198,727 B1 * 12/2015 Samuels A61F 15/001
D798,055 S * 9/2017 Duzoglou D3/303

* cited by examiner

Primary Examiner — David G Muller

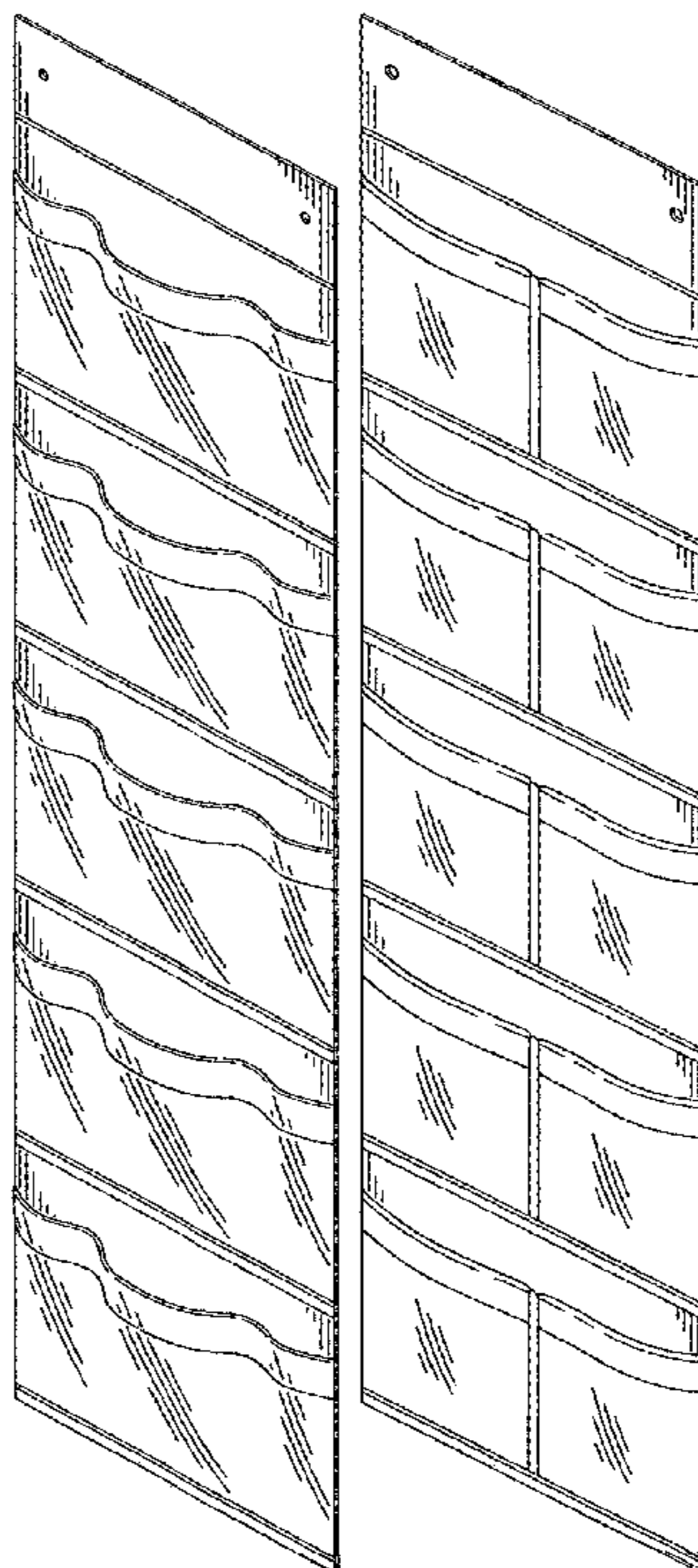
(57) **CLAIM**

The ornamental design for a convertible medical sponge counter bag, as shown and described.

DESCRIPTION

FIG. 1 is a rear perspective view of the convertible medical sponge counter bag, showing five transparent pockets; FIG. 2 is a front perspective view thereof, showing ten pockets with a center seal pocket divider; FIG. 3 is a rear elevation view thereof; showing five pockets; FIG. 4 is a right side elevation view thereof; the left side being a mirror image; FIG. 5 is a front plan view thereof; showing ten pockets; FIG. 6 is a top plan view thereof; and, FIG. 7 is a bottom plan view thereof. The broken lines form no part of the claimed design.

1 Claim, 3 Drawing Sheets



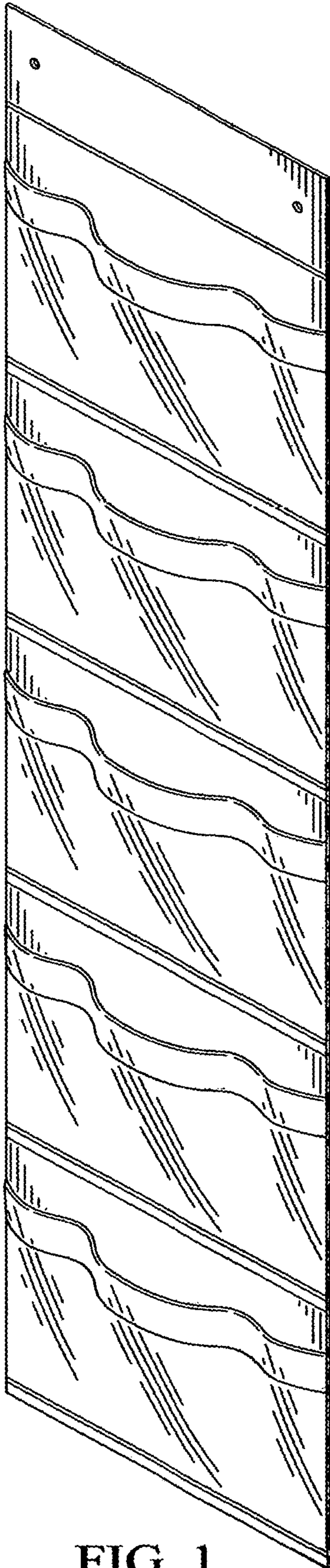


FIG. 1




FIG. 2

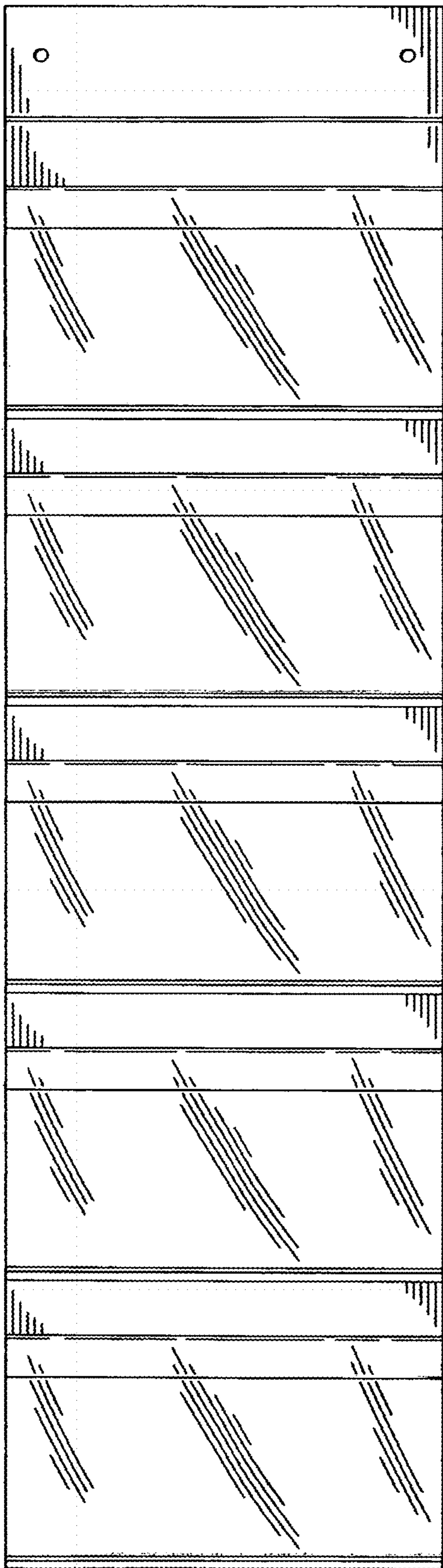


FIG. 3



FIG. 4

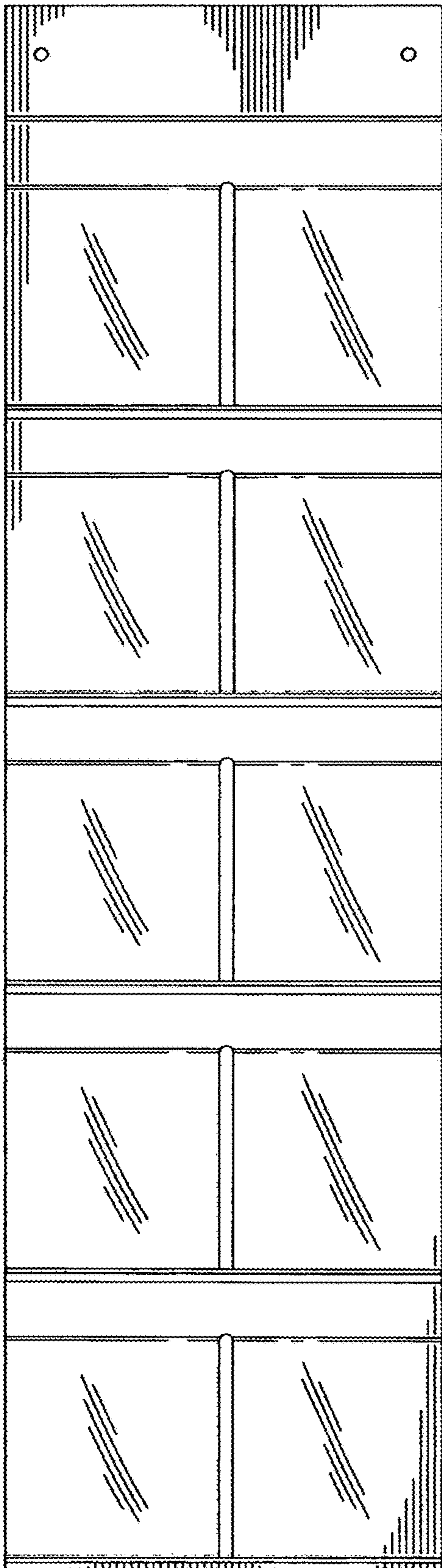


FIG. 5




FIG. 6

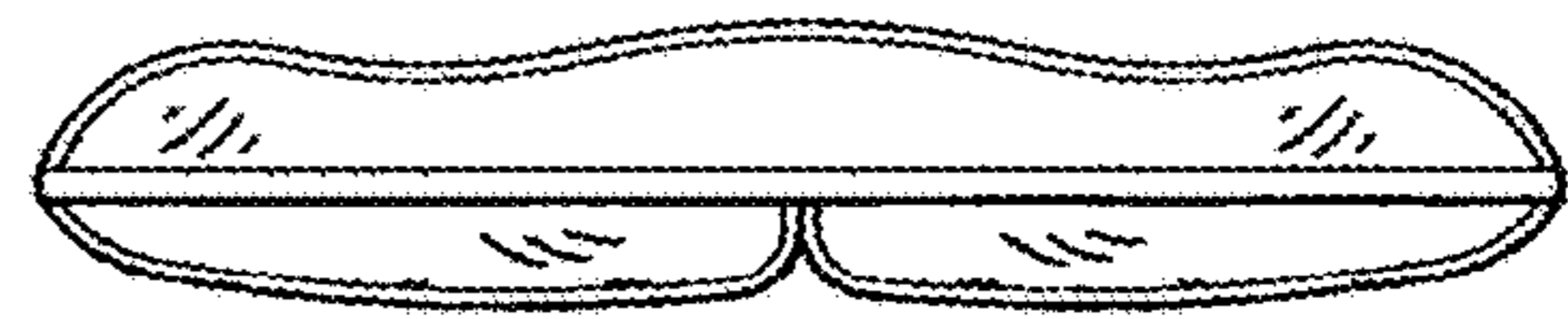


FIG. 7