



US00D901868S

(12) **United States Design Patent**  
**Van Atta**

(10) **Patent No.:** **US D901,868 S**  
(45) **Date of Patent:** **\*\* Nov. 17, 2020**

(54) **SHOE**  
(71) Applicant: **NIKE, Inc.**, Beaverton, OR (US)  
(72) Inventor: **Dylan Van Atta**, Portland, OR (US)  
(73) Assignee: **NIKE, Inc.**, Beaverton, OR (US)  
(\*\*) Term: **15 Years**  
(21) Appl. No.: **29/689,146**

D683,941 S \* 6/2013 Raysse ..... D2/954  
D683,942 S \* 6/2013 Dekovic ..... D2/962  
D684,756 S 6/2013 Dekovic  
D685,984 S \* 7/2013 Raysse ..... D2/954  
D712,123 S \* 9/2014 Goldman ..... D2/954  
D716,025 S \* 10/2014 Seo ..... D2/954  
9,700,098 B2 \* 7/2017 Amos ..... A43B 13/223  
D804,790 S 12/2017 de Montgolfier  
10,624,413 B2 \* 4/2020 Kirk ..... A43B 5/025  
10,660,403 B2 \* 5/2020 Weidl ..... A43B 13/26  
2008/0216362 A1 \* 9/2008 Gerber ..... A43B 13/141  
36/67 A

(Continued)

(22) Filed: **Apr. 26, 2019**  
(51) **LOC (12) Cl.** ..... **02-04**  
(52) **U.S. Cl.**  
USPC ..... **D2/962**  
(58) **Field of Classification Search**  
USPC ..... D2/896, 914, 946, 947, 951, 952, 953,  
D2/954, 955, 956, 960, 961, 962; 36/7.6,  
36/59 R, 62, 64, 66, 113, 114, 124, 128,  
36/132, 134  
CPC ..... A43C 15/09; A43C 15/06; A43C 15/066;  
A43C 15/061; A43C 15/10; A43C 11/00;  
A43C 13/04; A43C 15/02; A43C 19/00;  
A43C 7/00; A43C 15/16; A43C 15/063;  
A43C 15/068; A43B 5/02; A43B 13/223;  
A63C 13/003  
See application file for complete search history.

**OTHER PUBLICATIONS**

Performance Mundial Soccer Cleat posted by Adidas posted date Dec. 8, 2006, © Amazon, [online], [site visited Aug. 1, 2020]. Available from Internet, <https://www.amazon.com/adidas-Performance-Mundial-zapatos-f%C3%BAtbol/dp> (Year: 2006).\*

(Continued)

*Primary Examiner* — Cynthia Ramirez  
*Assistant Examiner* — Laura H Yu  
(74) *Attorney, Agent, or Firm* — Banner & Witcoff, Ltd.

(57) **CLAIM**

The ornamental design for a shoe, as shown and described.

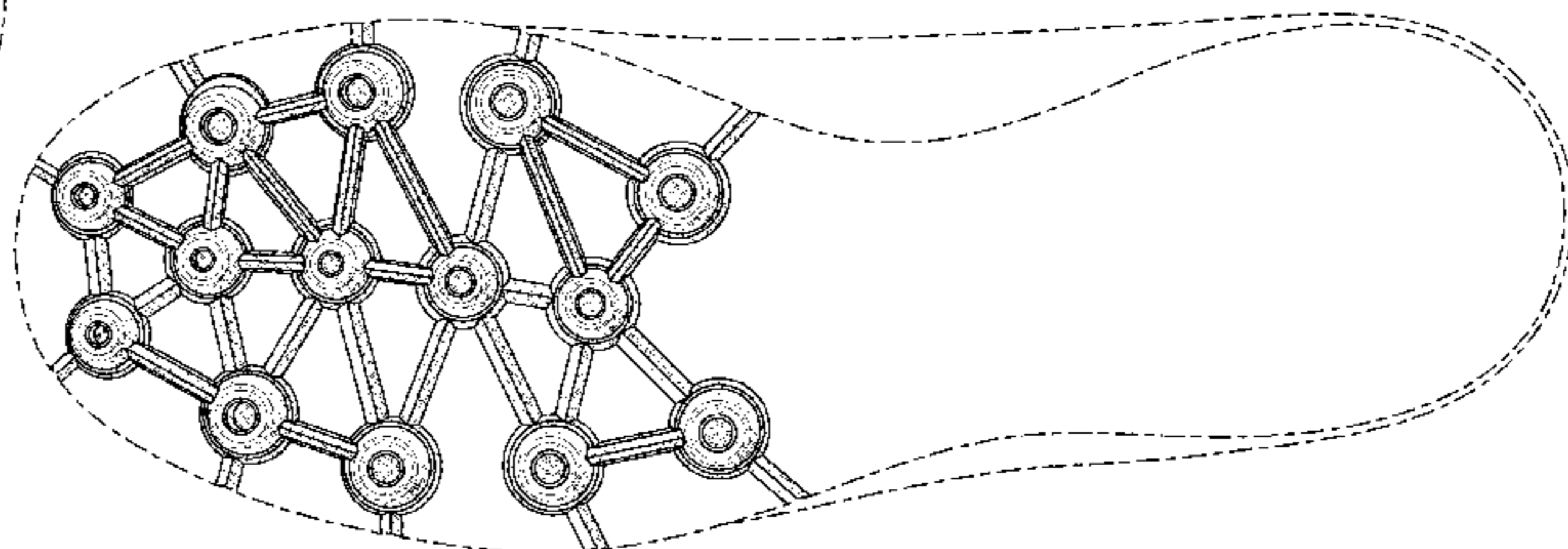
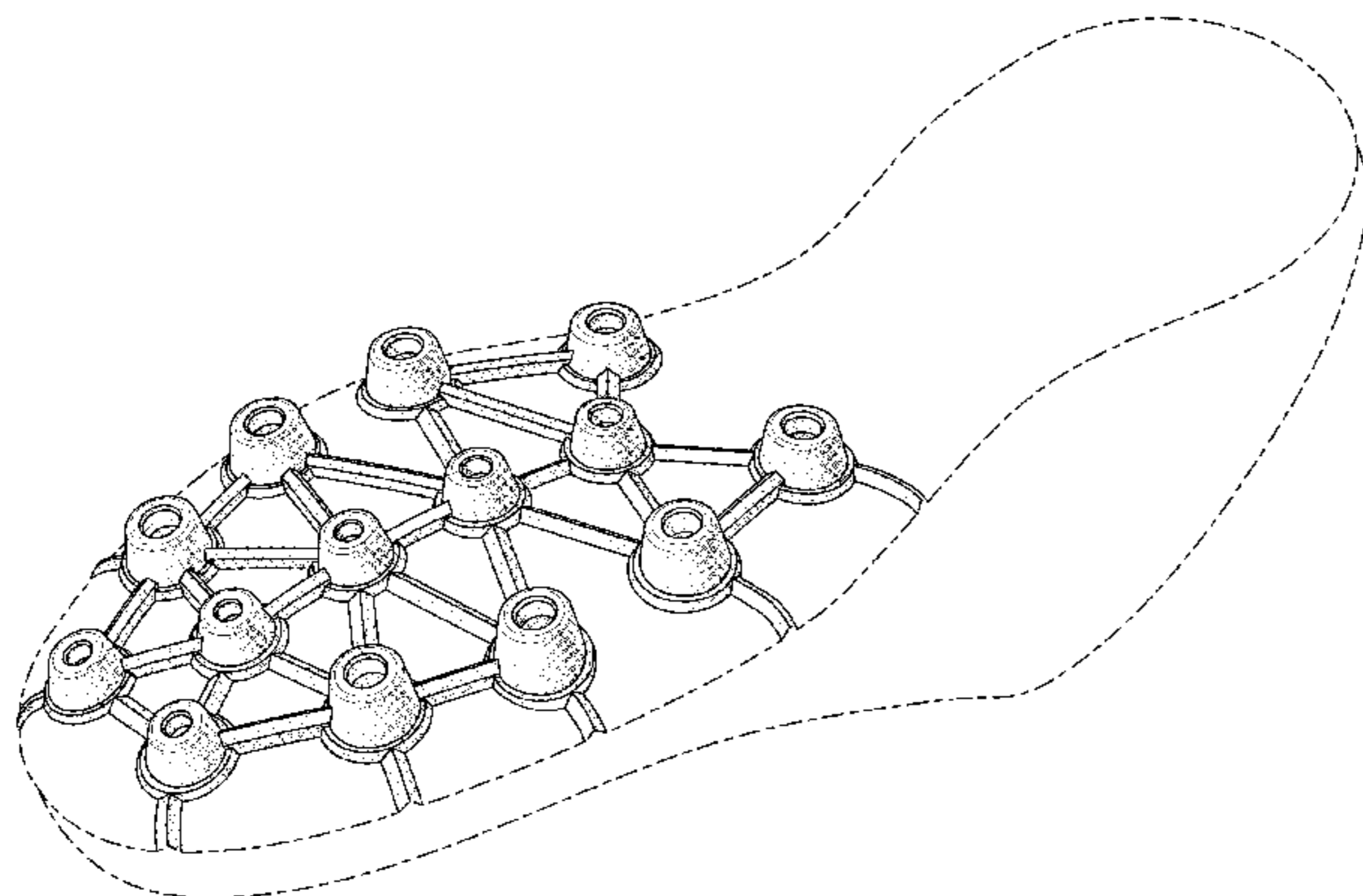
**DESCRIPTION**

FIG. 1 is a front bottom perspective view of a shoe showing my new design;  
FIG. 2 is a bottom view thereof; and,  
FIG. 3 is a rear bottom perspective view thereof.  
The broken lines depicting the peripheral ends of the bar elements define the bounds of the claimed design and form no part thereof. The broken lines depicting the remainder of the shoe show features that form no part of the claimed design.

**1 Claim, 3 Drawing Sheets**

(56) **References Cited**  
U.S. PATENT DOCUMENTS

D81,915 S \* 9/1930 Burchfield ..... D2/949  
D201,865 S \* 8/1965 Bingham ..... D2/955  
D318,946 S \* 8/1991 Granatelli ..... D2/955  
D331,491 S \* 12/1992 Ohno ..... D2/955  
5,461,801 A \* 10/1995 Anderton ..... A43B 3/0052  
24/713.4  
D497,705 S \* 11/2004 Turner ..... D2/951  
D539,516 S \* 4/2007 McClaskie ..... D2/951  
D583,542 S \* 12/2008 Gerber ..... D2/946  
D616,637 S \* 6/2010 Taestensen ..... D2/955



(56)

**References Cited**

U.S. PATENT DOCUMENTS

2010/0186261 A1\* 7/2010 Baker ..... A43C 15/162  
36/134  
2015/0196087 A1\* 7/2015 Meschter ..... A43B 13/18  
36/25 R  
2016/0262494 A1\* 9/2016 Weidl ..... A43B 23/17  
2017/0224053 A1\* 8/2017 Truelsen ..... A43B 3/0078  
2019/0110550 A1\* 4/2019 Meschter ..... A43B 13/188

OTHER PUBLICATIONS

U.S. Appl. No. 29/689,144.

\* cited by examiner

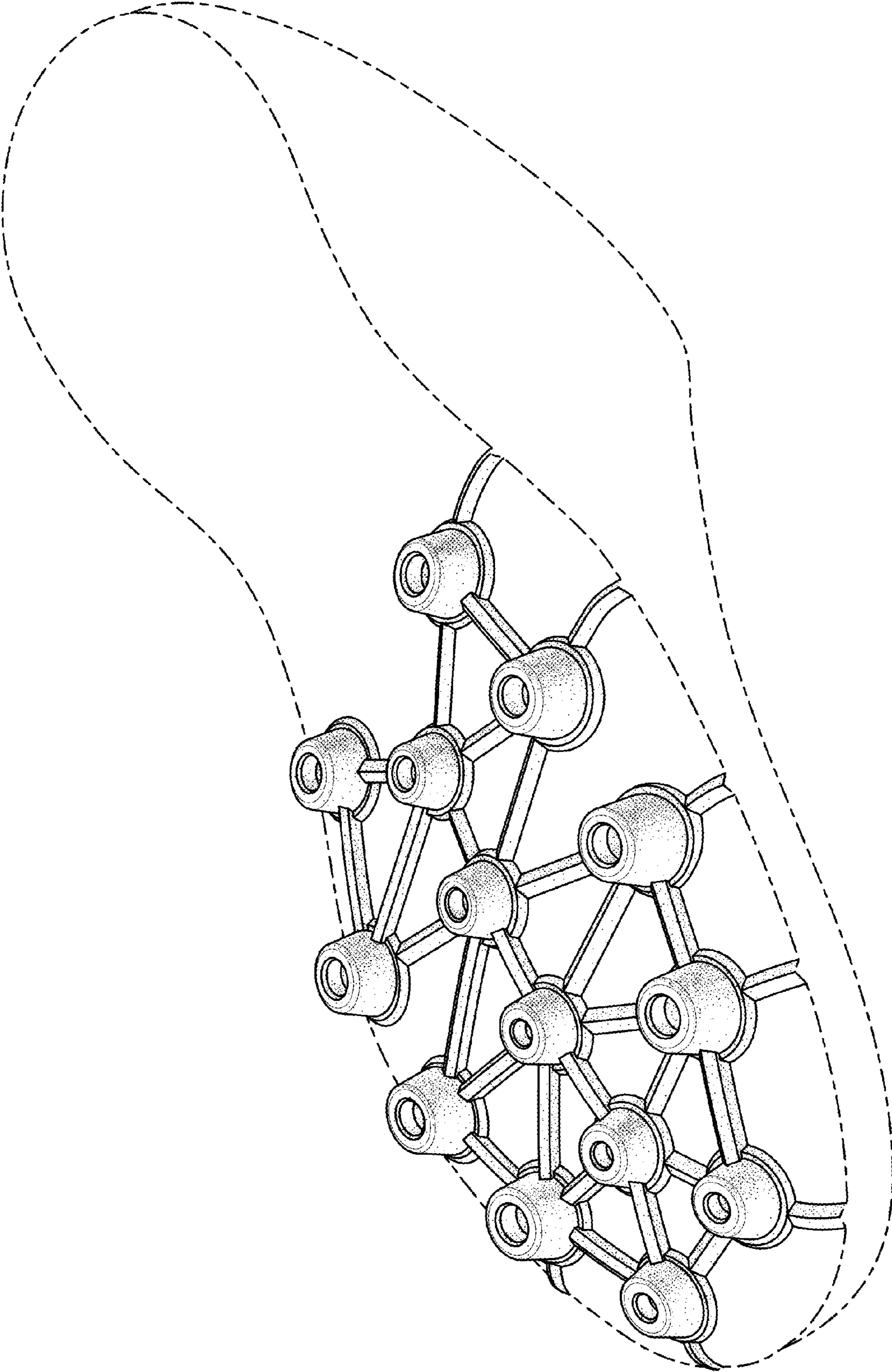


FIG. 1

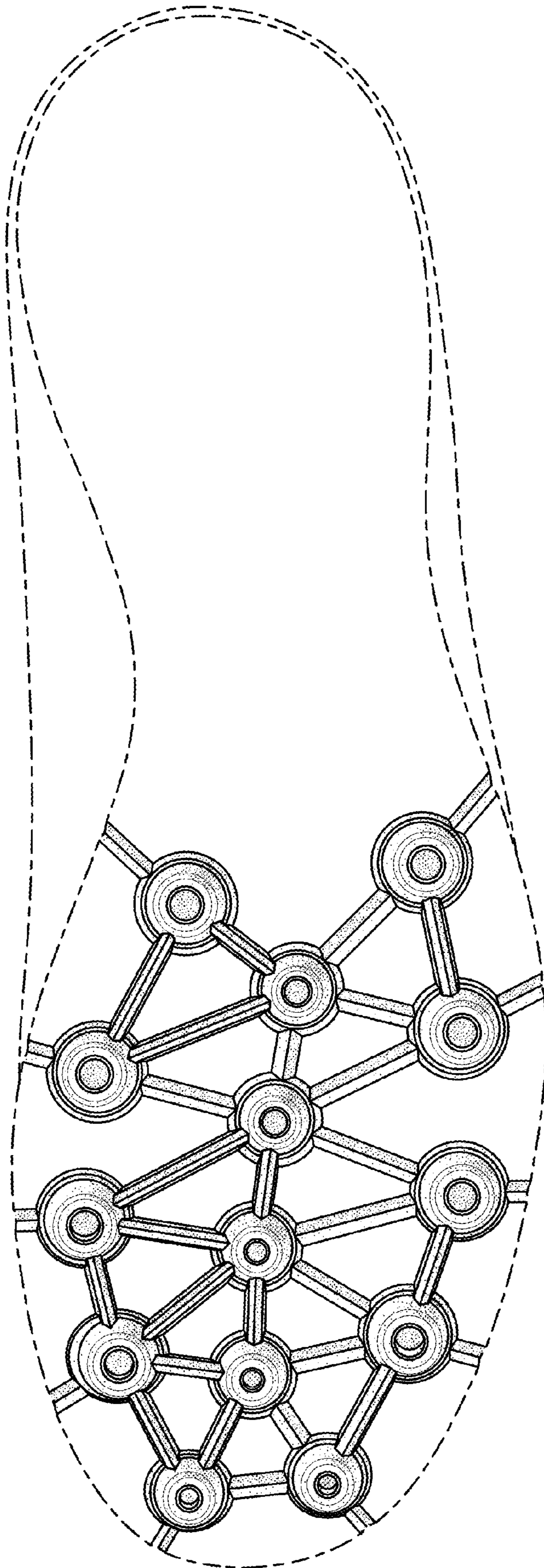


FIG. 2

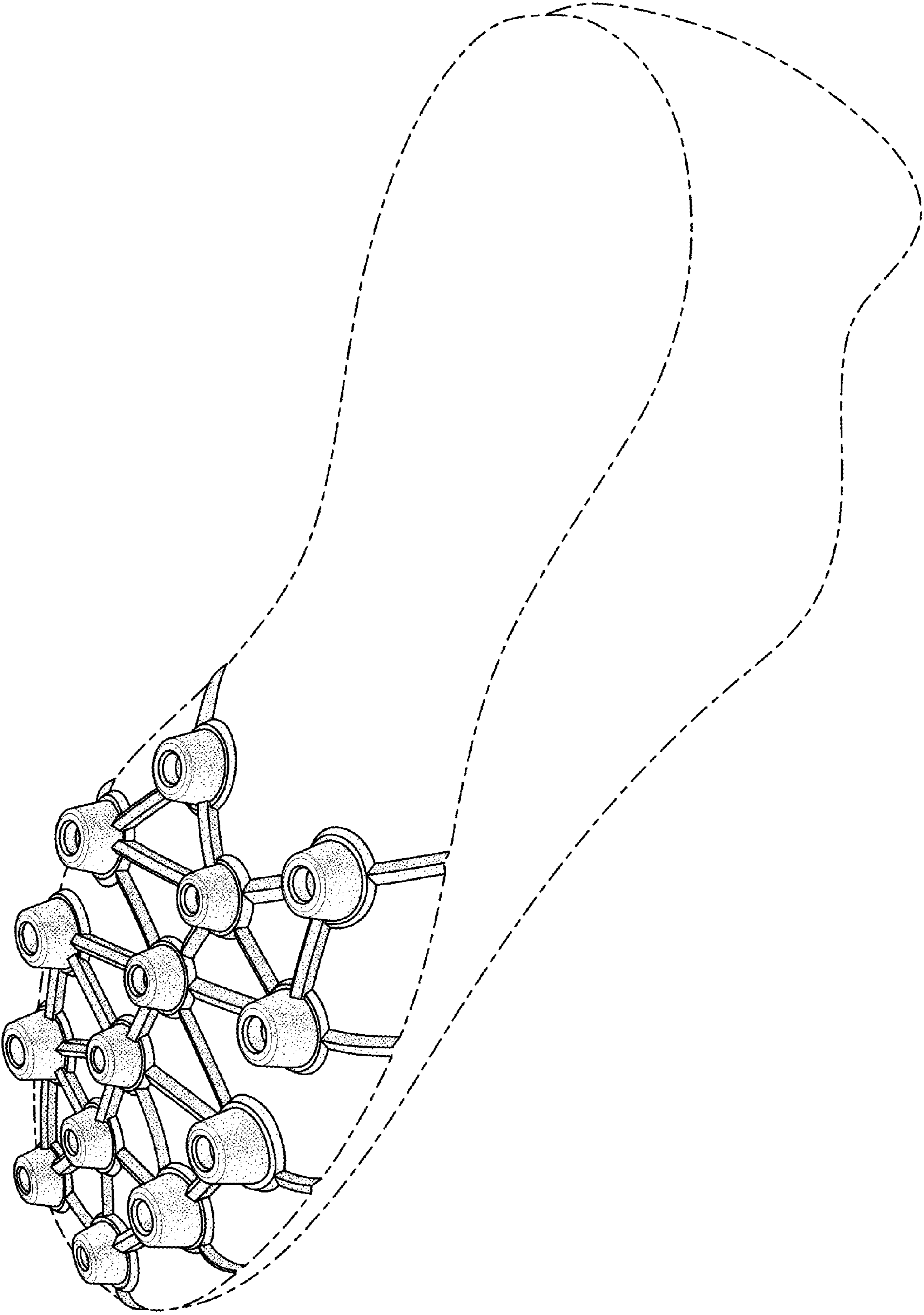


FIG. 3