



US00D901866S

(12) **United States Design Patent**
Brunner

(10) **Patent No.:** **US D901,866 S**

(45) **Date of Patent:** **** Nov. 17, 2020**

- (54) **SHOE**
- (71) Applicant: **ON CLOUDS GMBH**, Heiden (CH)
- (72) Inventor: **Thilo Alex Brunner**, Zurich (CH)
- (73) Assignee: **ON CLOUDS GMBH**, Heiden (CH)
- (**) Term: **15 Years**
- (21) Appl. No.: **29/654,617**
- (22) Filed: **Jun. 26, 2018**

Related U.S. Application Data

- (62) Division of application No. 29/562,943, filed on Apr. 29, 2016, now Pat. No. Des. 821,070.

Foreign Application Priority Data

- Oct. 29, 2015 (CH) 141942

- (51) **LOC (12) Cl.** **02-04**

- (52) **U.S. Cl.**
USPC **D2/960; D2/947; D2/951**

- (58) **Field of Classification Search**
USPC D2/896, 902, 905, 906, 907, 908, 943,
D2/944, 945, 946, 947, 951, 959, 960,
D2/969, 977

CPC A43B 1/00; A43B 3/00; A43B 5/00; A43B
5/001; A43B 5/002; A43B 5/003; A43B
5/007; A43B 5/008; A43B 5/02; A43B
5/025; A43B 5/06; A43B 5/08; A43B
5/10; A43B 5/14; A43B 5/145

See application file for complete search history.

- (56) **References Cited**

U.S. PATENT DOCUMENTS

- 3,768,182 A 10/1973 Powers
- 4,468,870 A 9/1984 Sternberg

- 4,584,783 A 4/1986 Dobbin
- D440,748 S * 4/2001 Morgan D2/953
- D449,425 S 10/2001 Sasaki
- D449,426 S 10/2001 Pollastrelli
- D449,922 S 11/2001 Pollastrelli
- D466,683 S 12/2002 Chen
- D499,536 S * 12/2004 Castleberry D2/947
- D547,038 S * 7/2007 Nakano D2/957
- D590,138 S 4/2009 Cofinco
- D595,484 S 7/2009 Purdom et al.
- D595,937 S 7/2009 Morris
- D613,480 S 4/2010 Lamont
- D615,734 S 5/2010 Di Nucci
- D620,689 S 8/2010 Weber
- D636,155 S 4/2011 Della Valle et al.
- D740,530 S * 10/2015 Truelsen D2/951
- D751,797 S 3/2016 Slimane
- D758,706 S 6/2016 Grosko et al.
- 9,775,403 B2 10/2017 Bernhard et al.
- D804,159 S 12/2017 Allemann et al.

(Continued)

Primary Examiner — Elizabeth J Oswecki

(74) *Attorney, Agent, or Firm* — Pauley Erickson & Swanson

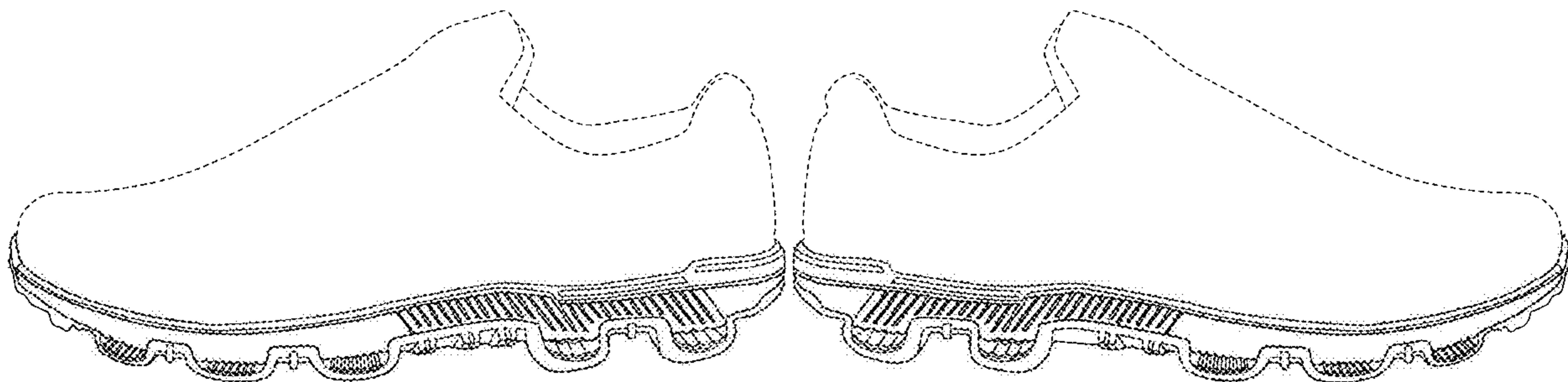
(57) **CLAIM**

The ornamental design for a shoe, as shown and described.

DESCRIPTION

FIG. 1 is a side view of a shoe, showing my new design; FIG. 2 is an opposite side view of the shoe shown in FIG. 1;
 FIG. 3 is a top view thereof;
 FIG. 4 is a bottom view thereof;
 FIG. 5 is a rear perspective view thereof;
 FIG. 6 is a front view thereof;
 FIG. 7 is a front perspective view thereof; and,
 FIG. 8 is a rear view thereof.
 The broken lines shown in the drawings represent portions that form no part of the claimed design.

1 Claim, 4 Drawing Sheets



(56)

References Cited

U.S. PATENT DOCUMENTS

D809,252	S	2/2018	Brunner	
D809,253	S	2/2018	Brunner	
D811,705	S *	3/2018	Hughes	D2/957
D821,070	S	6/2018	Brunner	
D839,573	S *	2/2019	Small	D2/957
D858,052	S *	9/2019	Bongers	D2/947
D861,308	S *	10/2019	Chang	D2/957
D869,833	S *	12/2019	Hartmann	D2/951
D874,803	S *	2/2020	Spring	D2/960
2010/0275470	A1	11/2010	Hoffer et al.	
2011/0072687	A1	3/2011	Bobbett et al.	
2017/0079373	A1 *	3/2017	Huard	A43B 13/026

* cited by examiner

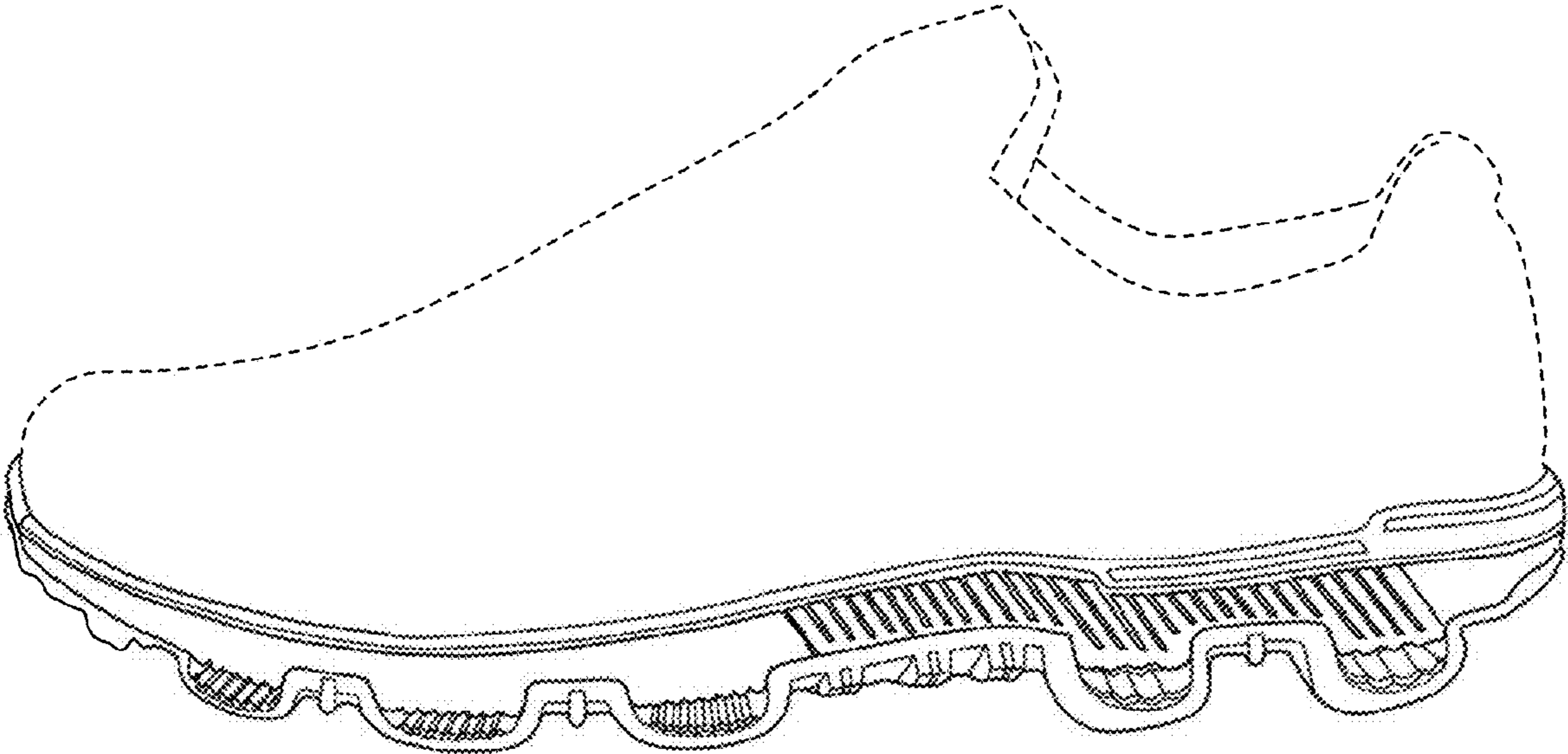


FIG. 1

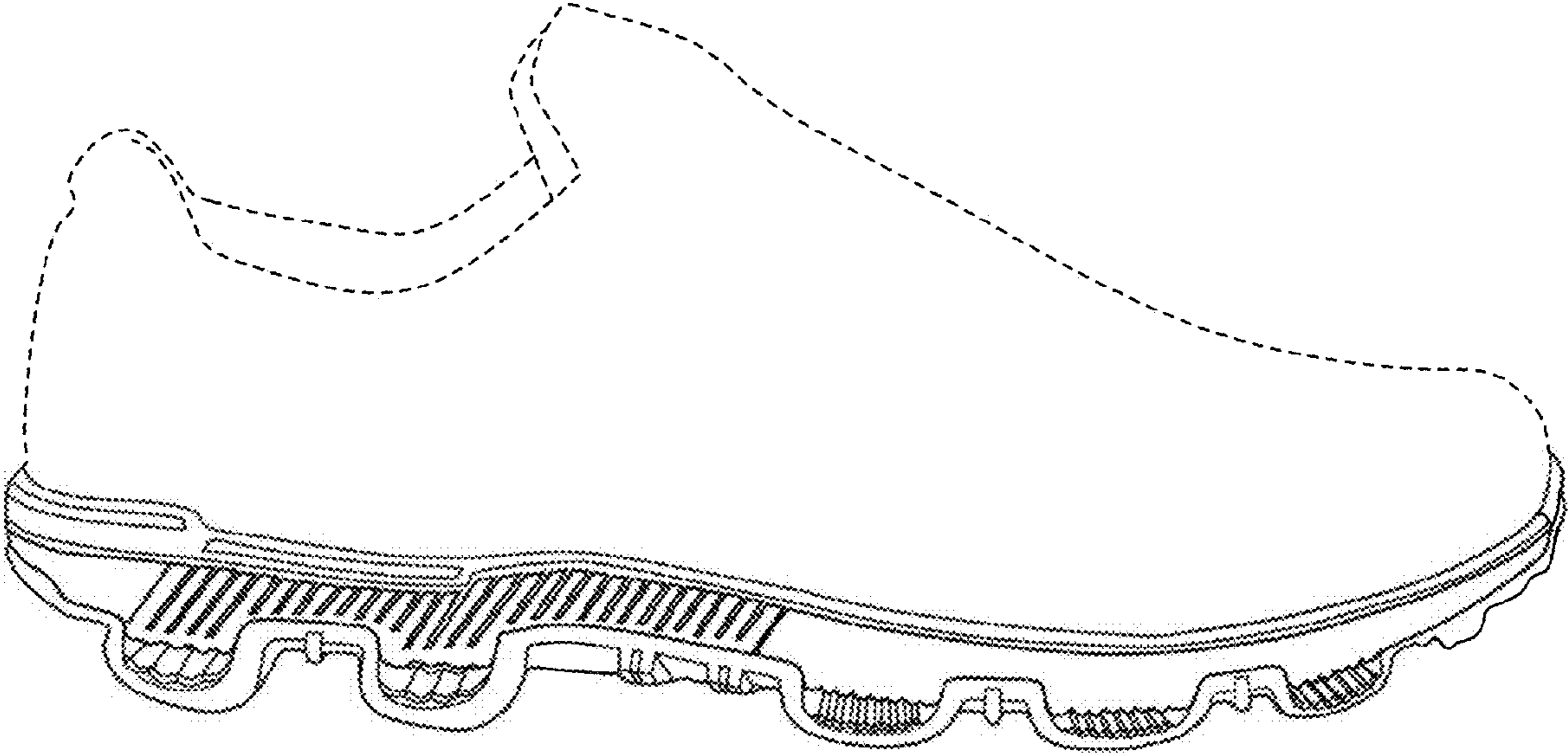


FIG. 2

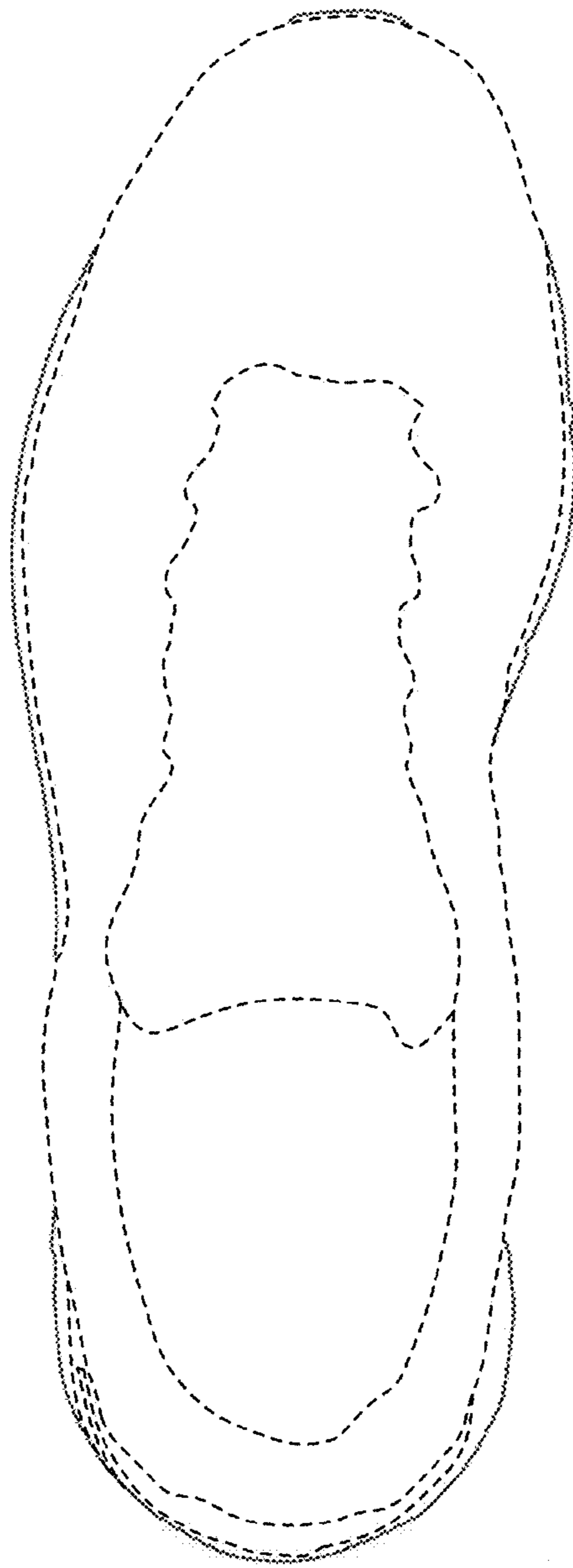


FIG. 3

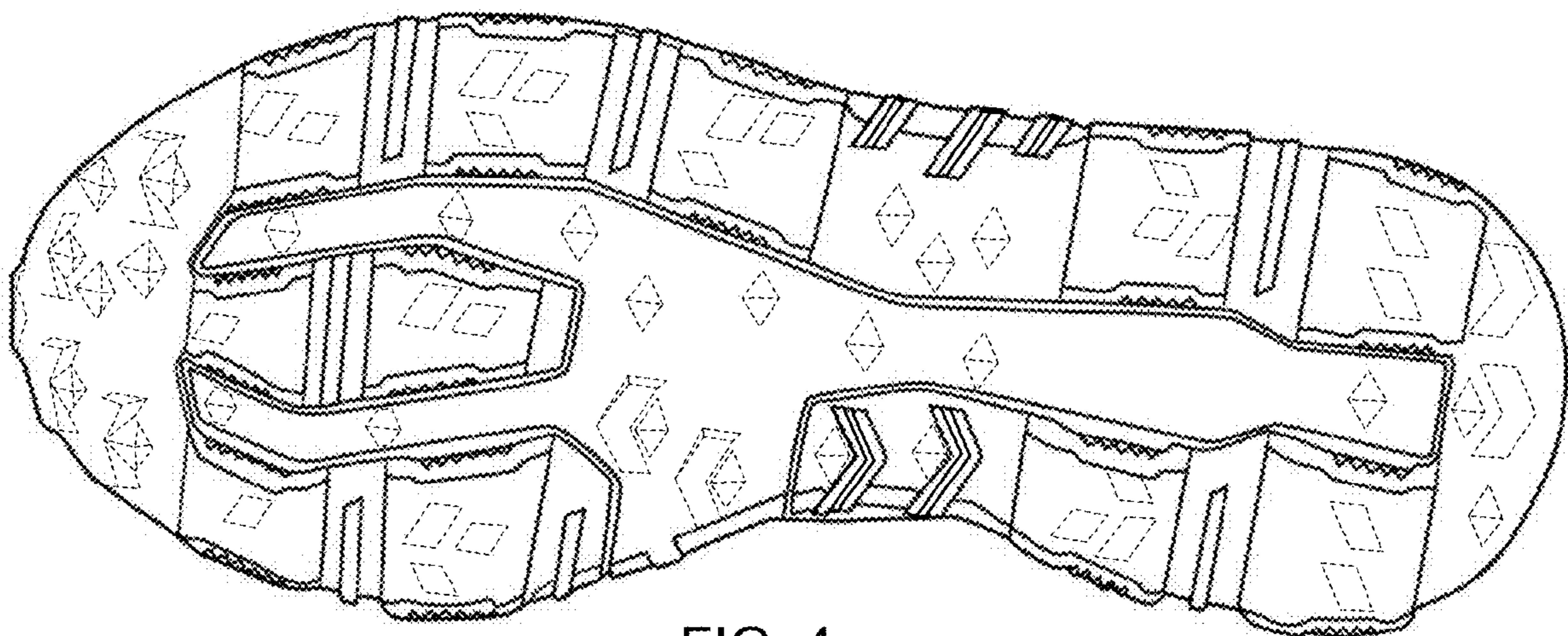
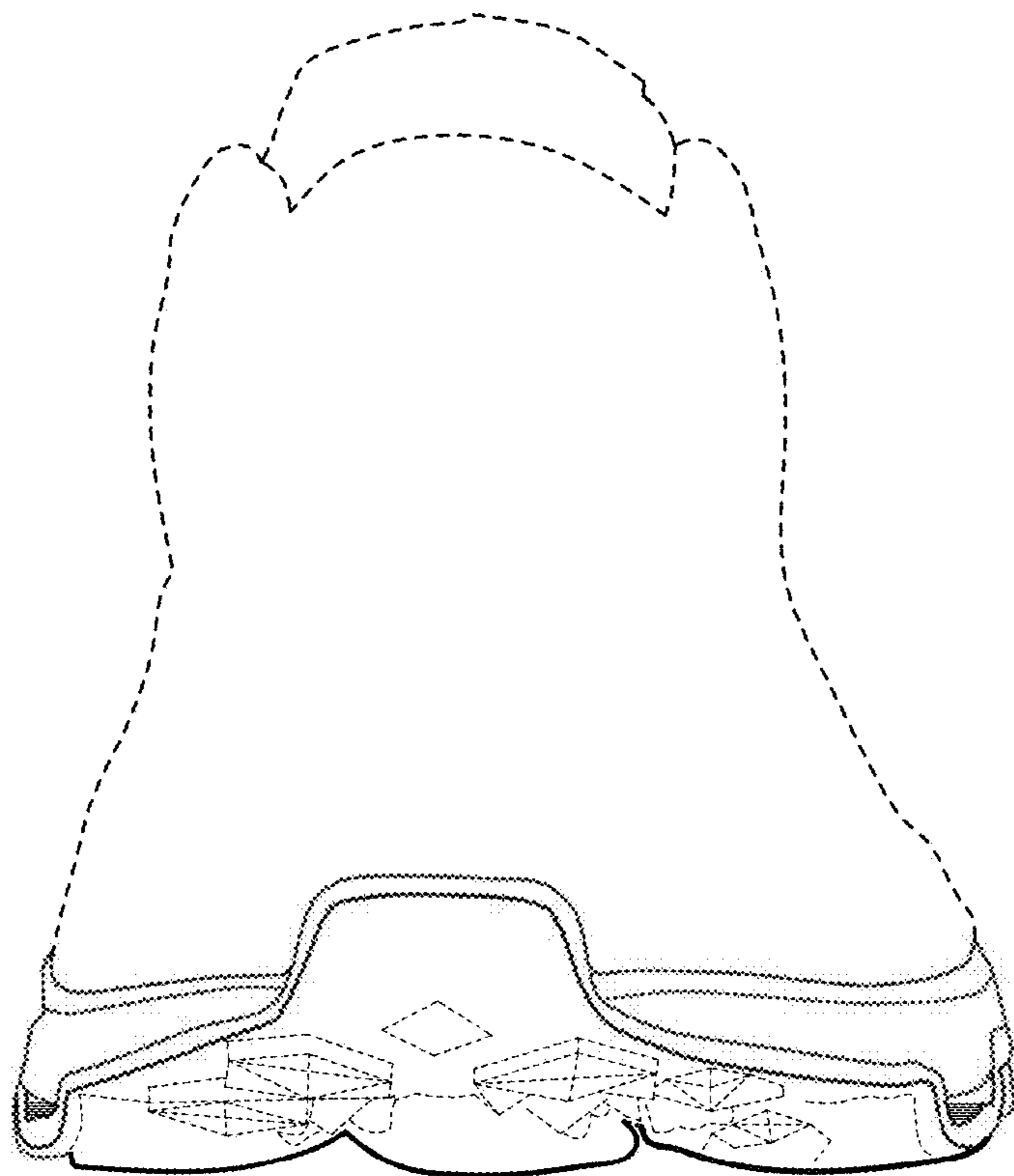
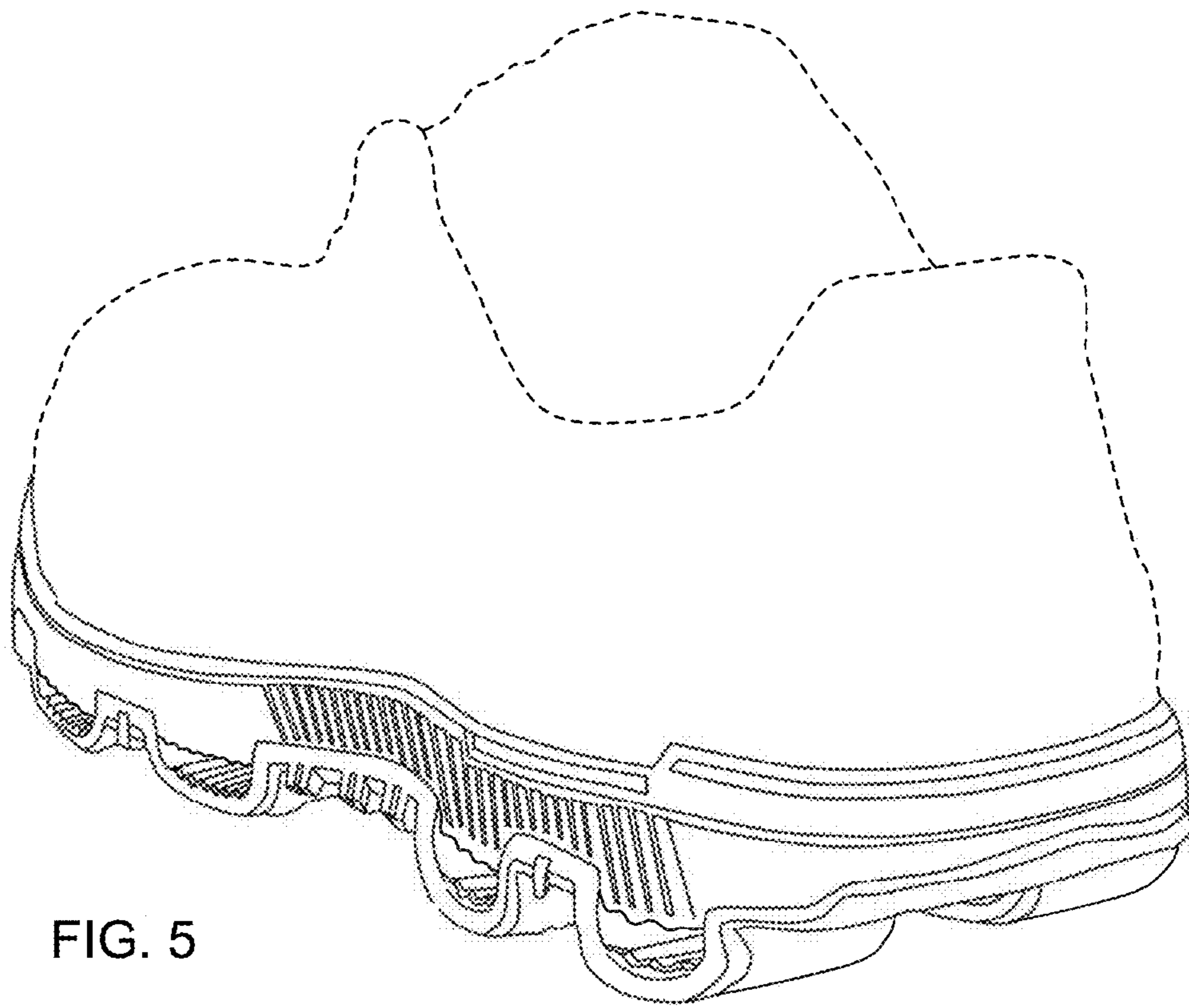


FIG. 4



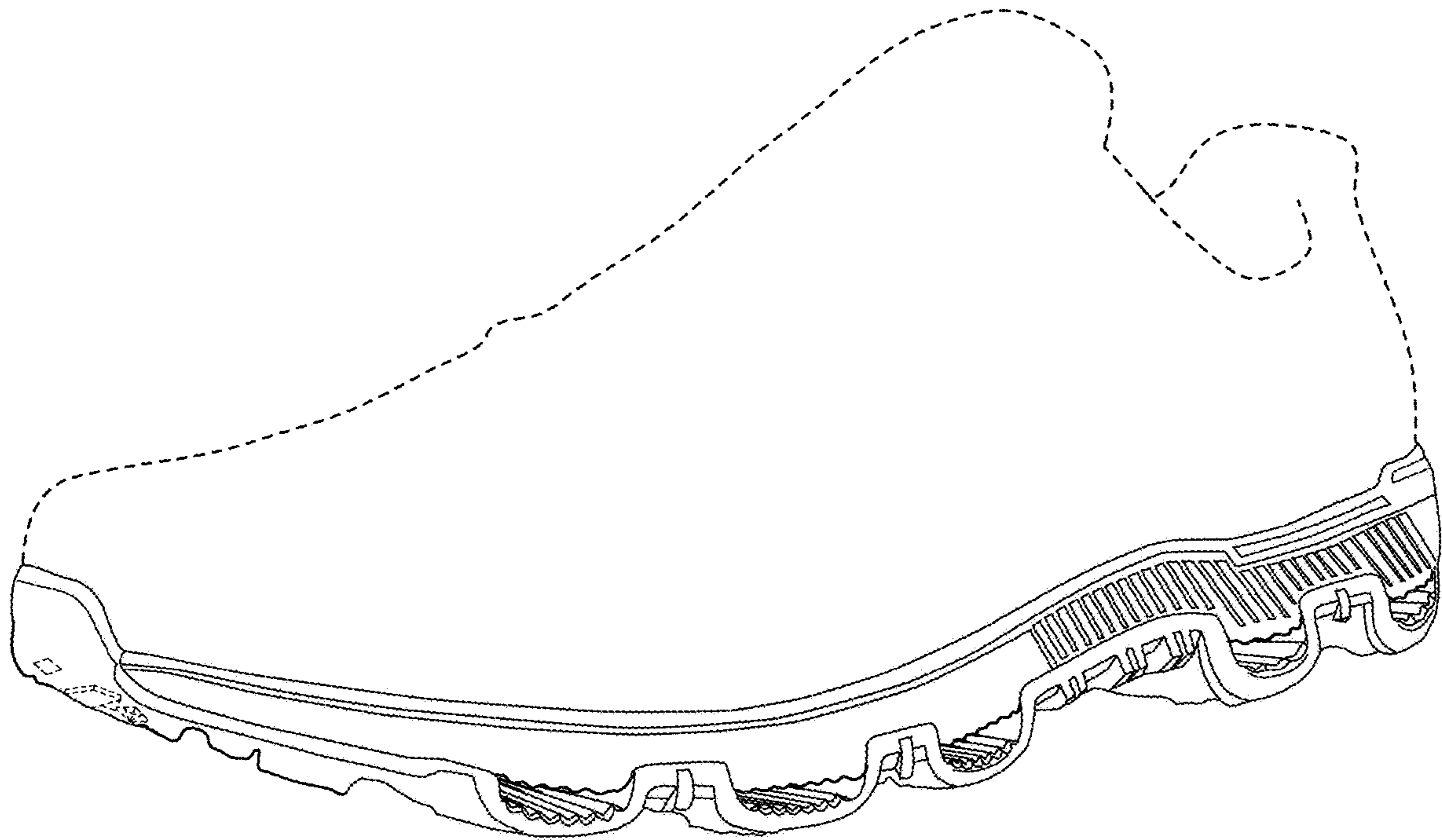


FIG. 7

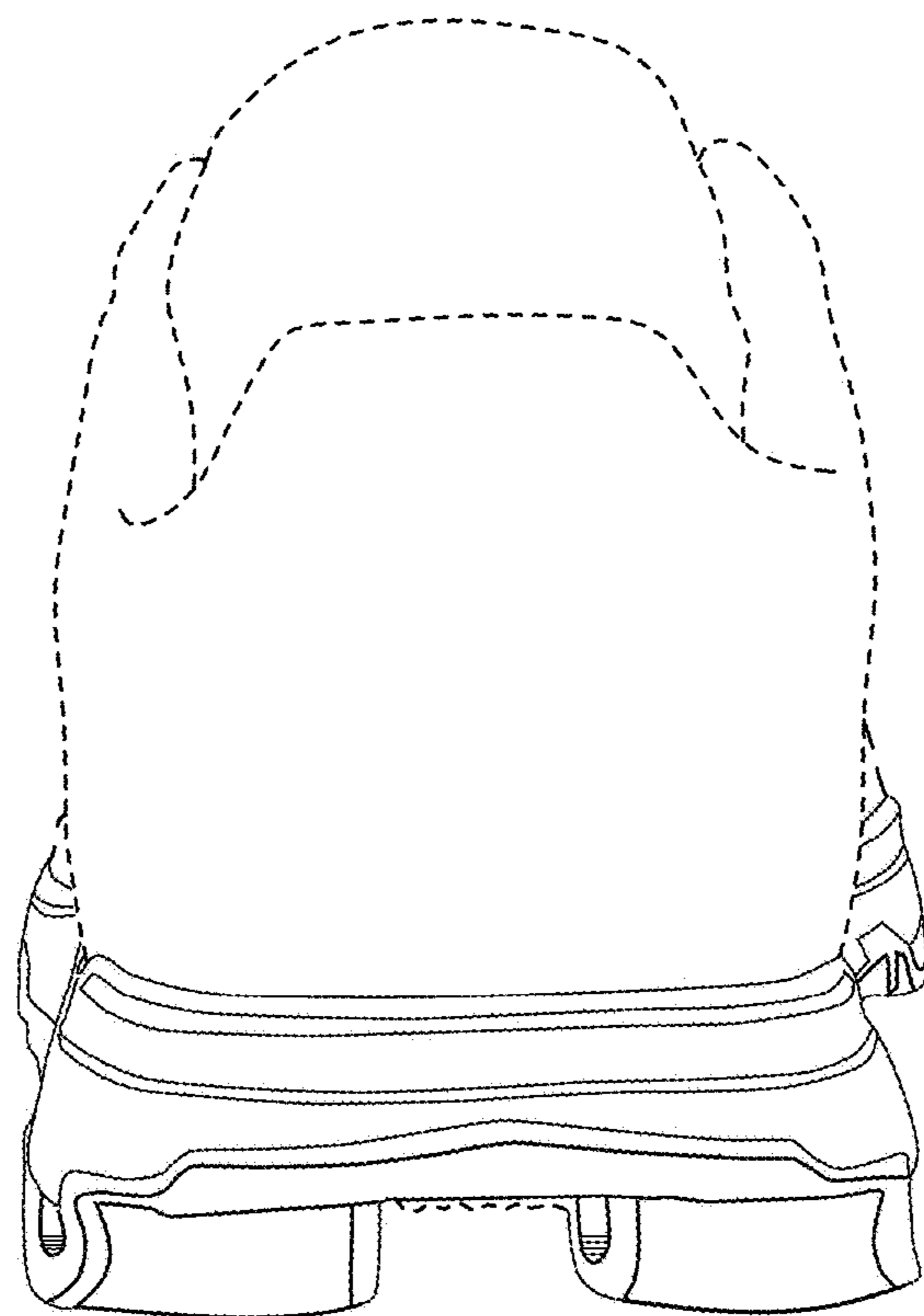


FIG. 8