



US00D901853S

(12) **United States Design Patent** (10) **Patent No.:** **US D901,853 S**
Hartmann (45) **Date of Patent:** **** Nov. 17, 2020**

- (54) **SHOE**
- (71) Applicant: **PUMA SE**, Herzogenaurach (DE)
- (72) Inventor: **Matthias Hartmann**, Forchheim (DE)
- (73) Assignee: **PUMA SE**, Herzogenaurach (DE)
- (**) Term: **15 Years**
- (21) Appl. No.: **29/673,318**
- (22) Filed: **Dec. 13, 2018**

Related U.S. Application Data

- (63) Continuation of application No. 29/632,375, filed on Jan. 8, 2018, now Pat. No. Des. 876,052.

(30) **Foreign Application Priority Data**

Dec. 15, 2017 (EM) 004548907

- (51) **LOC (12) Cl.** **02-04**

- (52) **U.S. Cl.**
USPC **D2/947; D2/953**

(58) **Field of Classification Search**

USPC D2/902, 906, 908, 916, 918, 925,
D2/946-962, 977; 36/3 B, 22 R, 24.5,
36/25 R, 28, 32 R, 34 R, 59 C, 67 A, 103
CPC A43B 13/00; A43B 13/02; A43B 13/023;
A43B 13/026; A43B 13/04; A43B 13/08;
A43B 13/10; A43B 13/12; A43B 13/14;
A43B 13/141; A43B 13/143; A43B
13/16; A43B 13/18; A43B 13/181; A43B
13/187; A43B 13/189; A43B 13/20; A43B
13/22; A43B 13/223; A43B 13/24; A43B
13/28; A43B 13/30; A43B 13/32; A43B
13/34; A43B 13/36

See application file for complete search history.

(56) **References Cited**

U.S. PATENT DOCUMENTS

D113,620 S	3/1939	Cairns
D146,885 S	6/1947	Tullgren et al.
D420,208 S	2/2000	Birkenstock
D458,033 S	6/2002	Cassingham
D472,057 S	3/2003	Cassingham
D503,028 S	3/2005	Merceron
D513,838 S	1/2006	Birkenstock
D520,720 S	5/2006	Hobson
D547,035 S	7/2007	Belley et al.
D554,837 S	11/2007	Andersen et al.
D561,985 S	2/2008	Andersen et al.
D578,280 S	10/2008	Wilken
D618,920 S	7/2010	Wiwi
D630,441 S	1/2011	Wiwi et al.

(Continued)

OTHER PUBLICATIONS

U.S. Appl. No. 29/635,426, filed Jan. 31, 2018, Pending.

Primary Examiner — T Chase Nelson

(74) *Attorney, Agent, or Firm* — Quarles & Brady LLP

(57) **CLAIM**

The ornamental design for a shoe, as shown and described.

DESCRIPTION

FIG. 1 is a top, left, and front perspective view of an ornamental design for a shoe;

FIG. 2 is a left side elevational view of the shoe of FIG. 1;

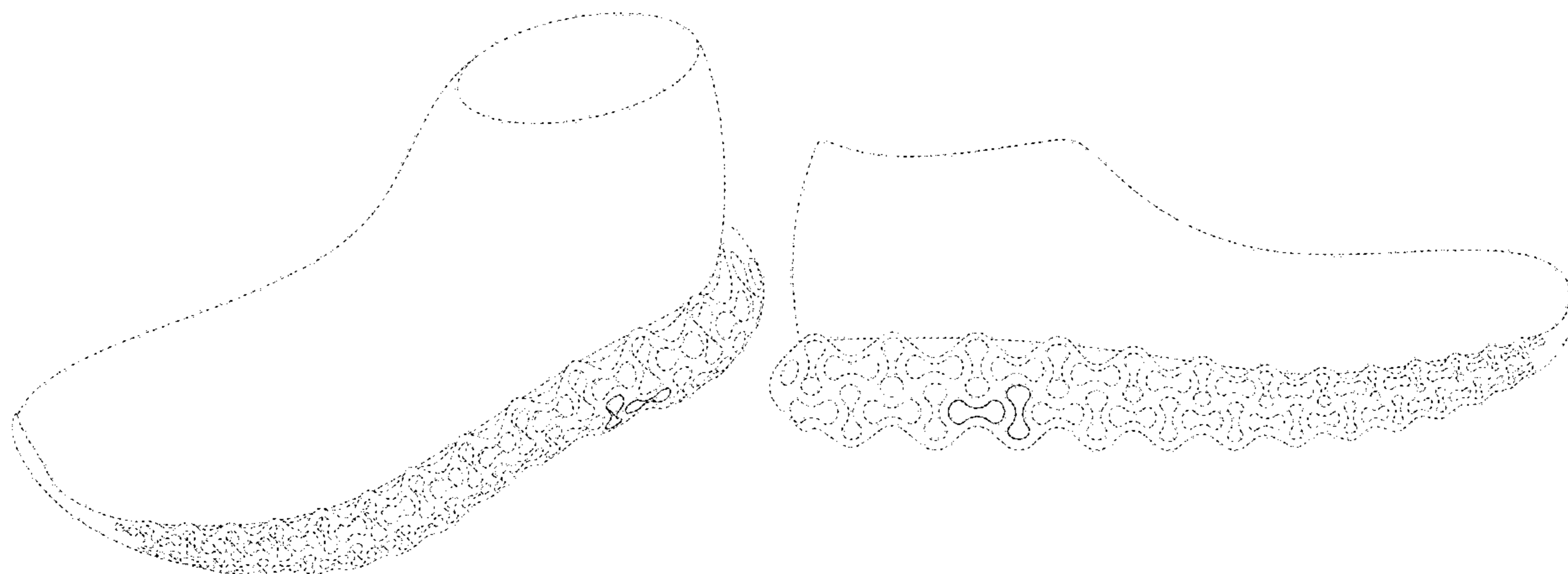
FIG. 3 is a top, left, and rear perspective view of the shoe of FIG. 1;

FIG. 4 is a right side elevational view of the shoe of FIG. 1; and,

FIG. 5 is a top, right, and rear perspective view of the shoe of FIG. 1.

The dash-dash-dash-dash broken lines are included for the purpose of illustrating portions that form no part of the claimed design.

1 Claim, 5 Drawing Sheets



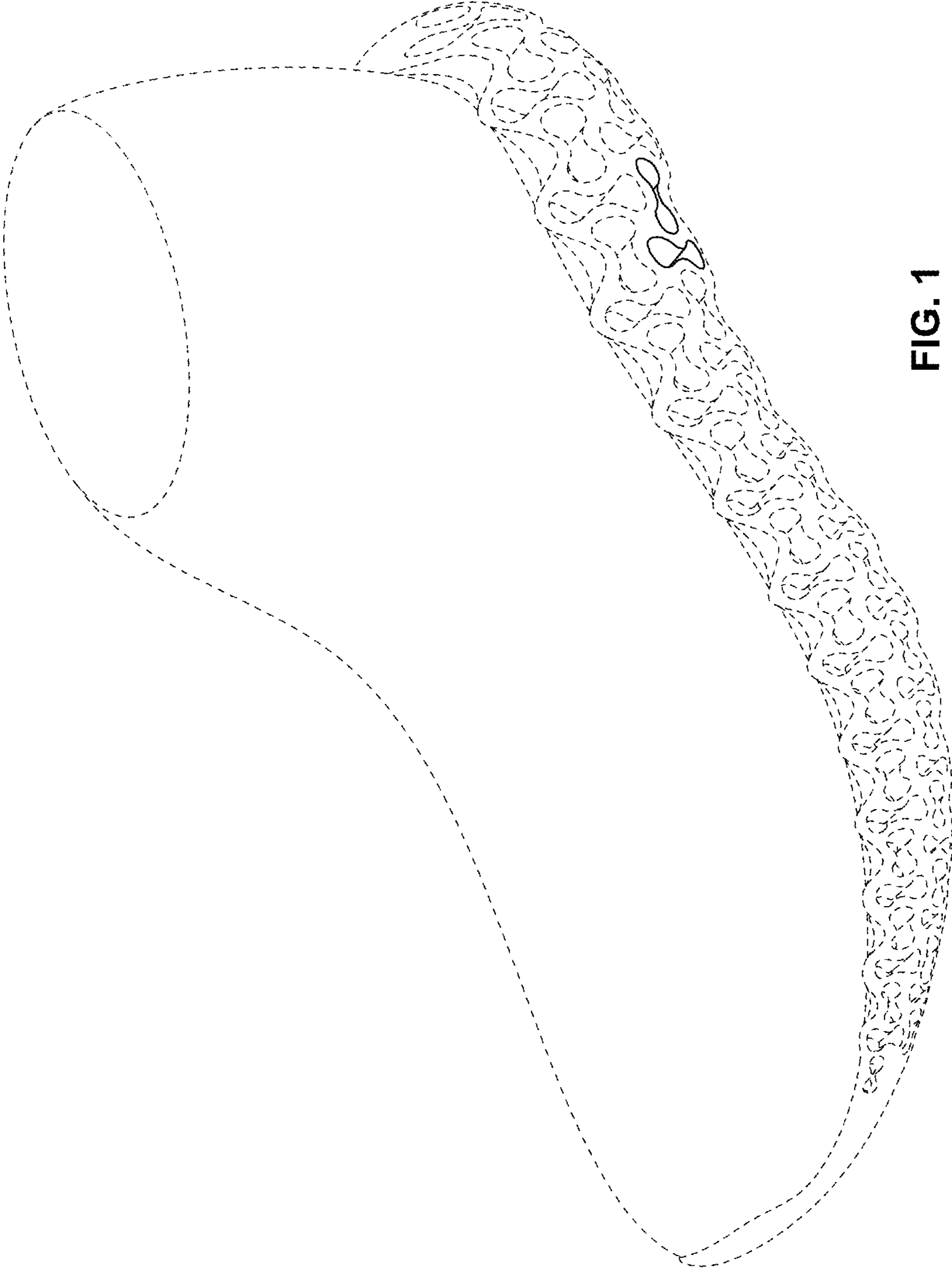
(56)

References Cited

U.S. PATENT DOCUMENTS

D640,064 S	6/2011	Horn et al.	D858,066 S	9/2019	Hatfield	
D640,451 S	6/2011	Chang	D876,052 S *	2/2020	Hartmann	D2/947
D653,844 S	2/2012	Smith	D876,057 S *	2/2020	Matthews	D2/947
D702,028 S	4/2014	Truelsen	D876,061 S *	2/2020	Matthews	D2/953
D741,586 S	10/2015	Truelsen	D876,066 S *	2/2020	Matthews	D2/957
D814,156 S	4/2018	Mial	D879,429 S *	3/2020	Raasch	D2/953
D819,310 S	6/2018	Lashmore	D882,219 S *	4/2020	Hartmann	D2/947
D819,312 S	6/2018	Lashmore et al.	D884,326 S *	5/2020	Pauk	A43B 23/028
D819,314 S	6/2018	Pauk				D2/953
D821,073 S	6/2018	Matthews	D884,327 S *	5/2020	Pauk	A43B 13/145
D821,075 S	6/2018	Lashmore				D2/953
D821,076 S	6/2018	Matthews	D885,729 S *	6/2020	Swierszczyk	D2/953
D821,713 S	7/2018	Matthews	D892,481 S *	8/2020	Fontaine	D2/953
D822,967 S	7/2018	Lashmore	2007/0266597 A1	11/2007	Jones	
D838,953 S	1/2019	Seamarks	2012/0291946 A1 *	11/2012	Turner	A43B 23/028
D838,954 S	1/2019	Shyllon				156/264
D838,955 S	1/2019	Shyllon	2017/0119096 A1	5/2017	Greene	
D844,952 S	4/2019	Taylor	2018/0070675 A1	3/2018	Campos et al.	
D848,714 S	5/2019	Cin et al.	2018/0125148 A1	5/2018	Elder et al.	
D856,647 S *	8/2019	Schultze	2018/0338575 A1	11/2018	Elder et al.	
		D2/947	2019/0223552 A1 *	7/2019	Hollinger	A43B 13/145

* cited by examiner



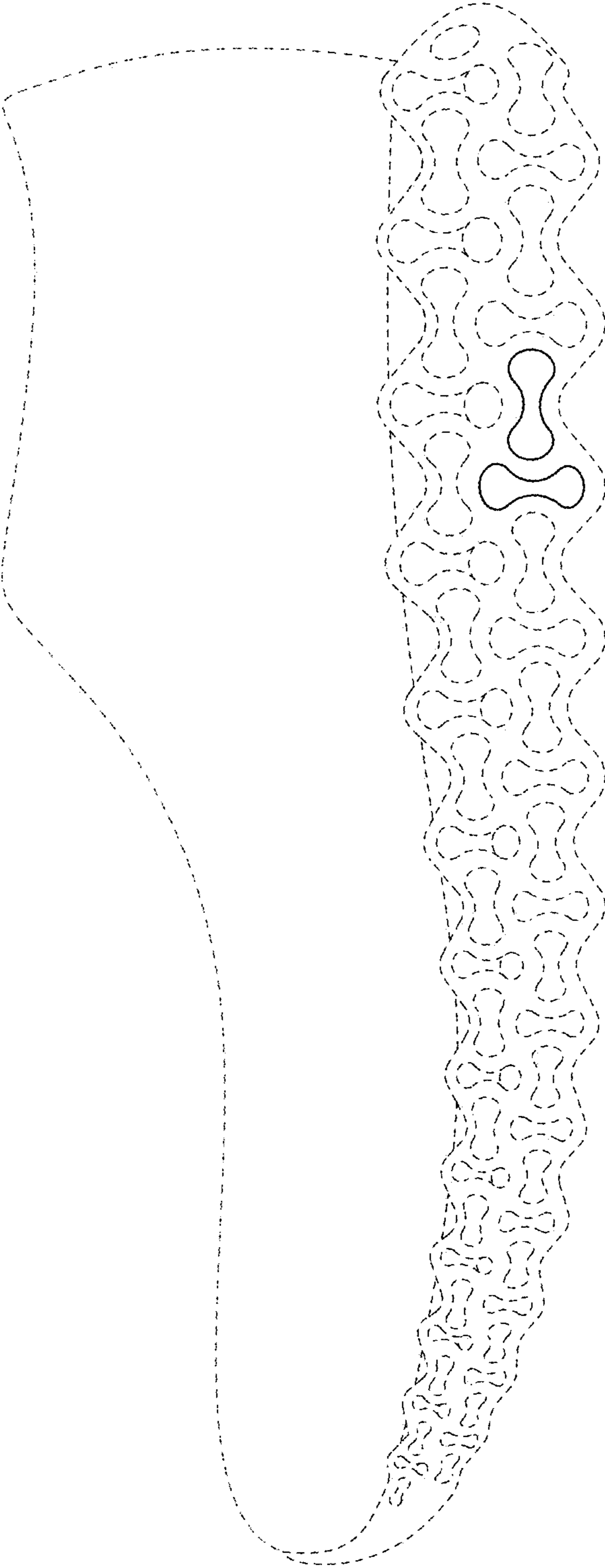


FIG. 2

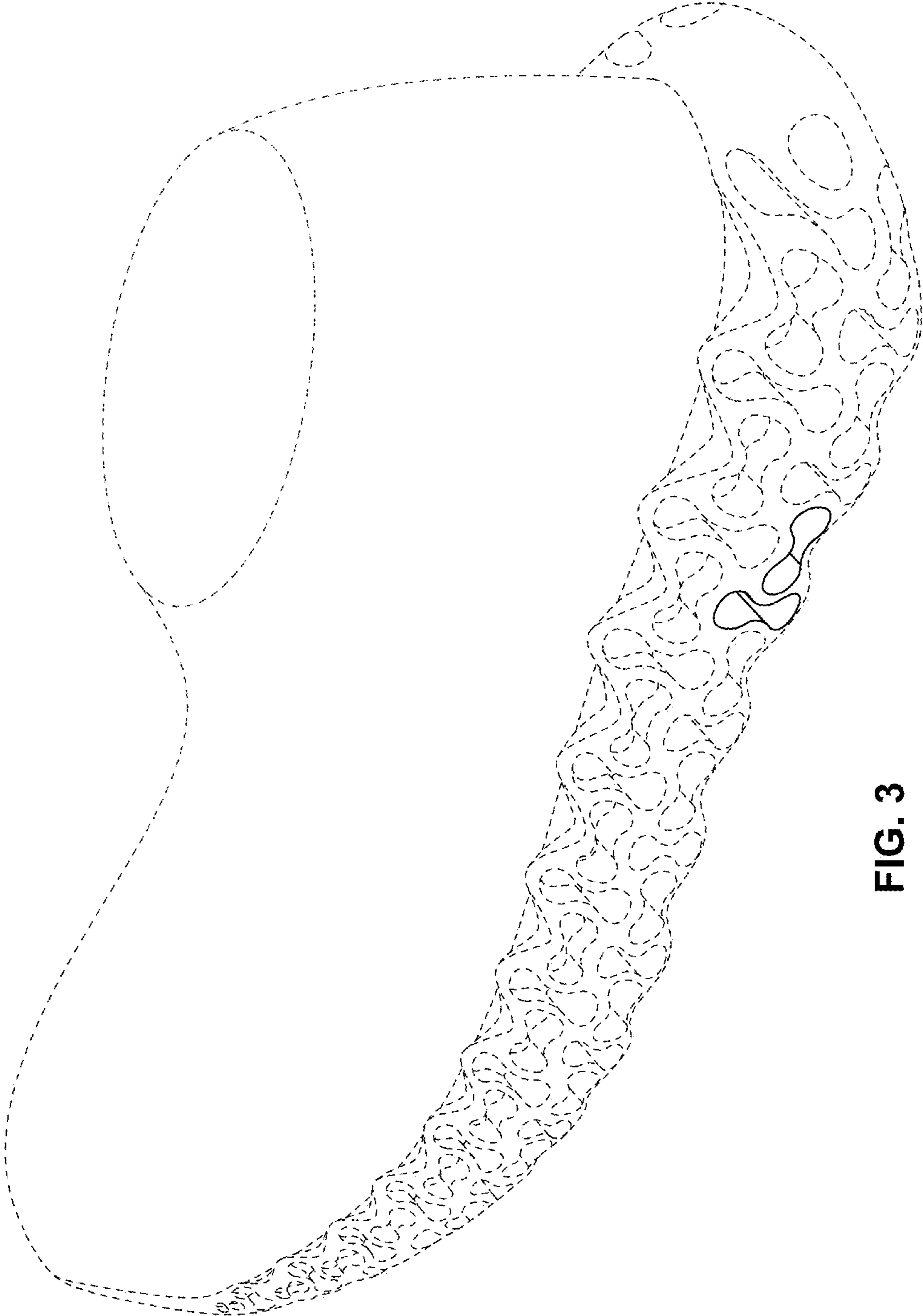


FIG. 3

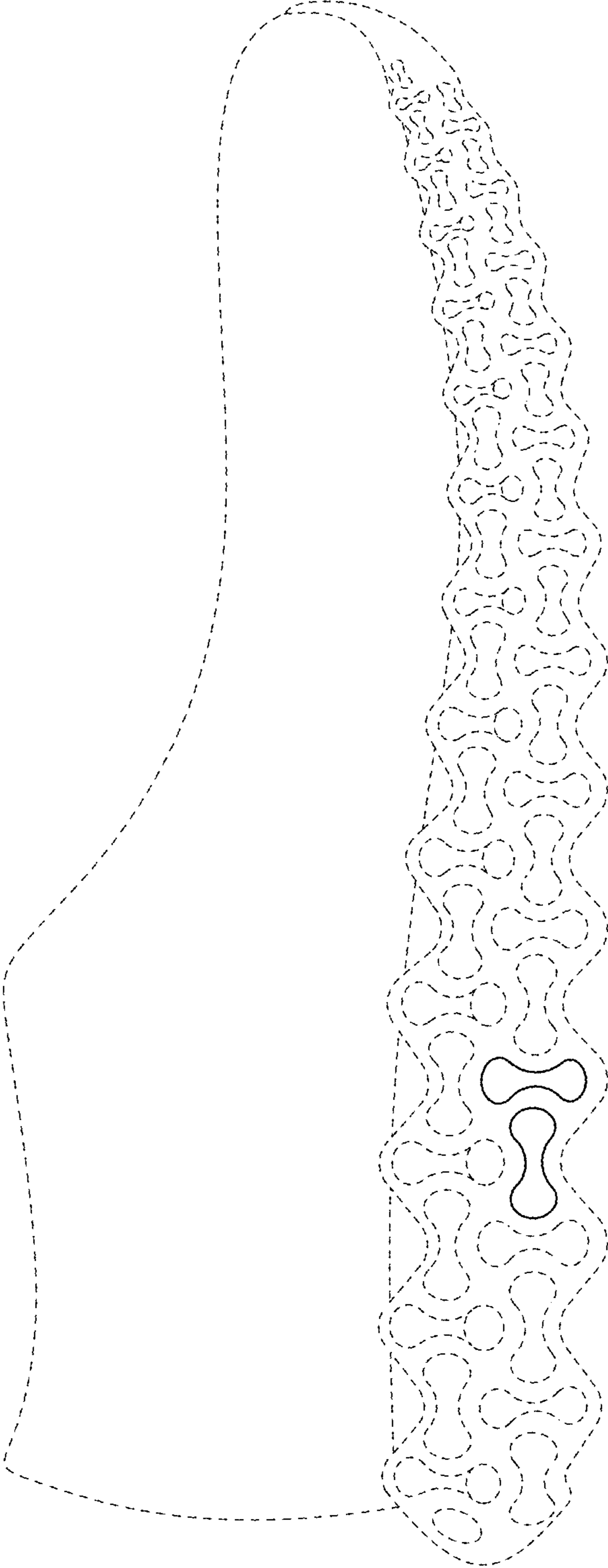


FIG. 4

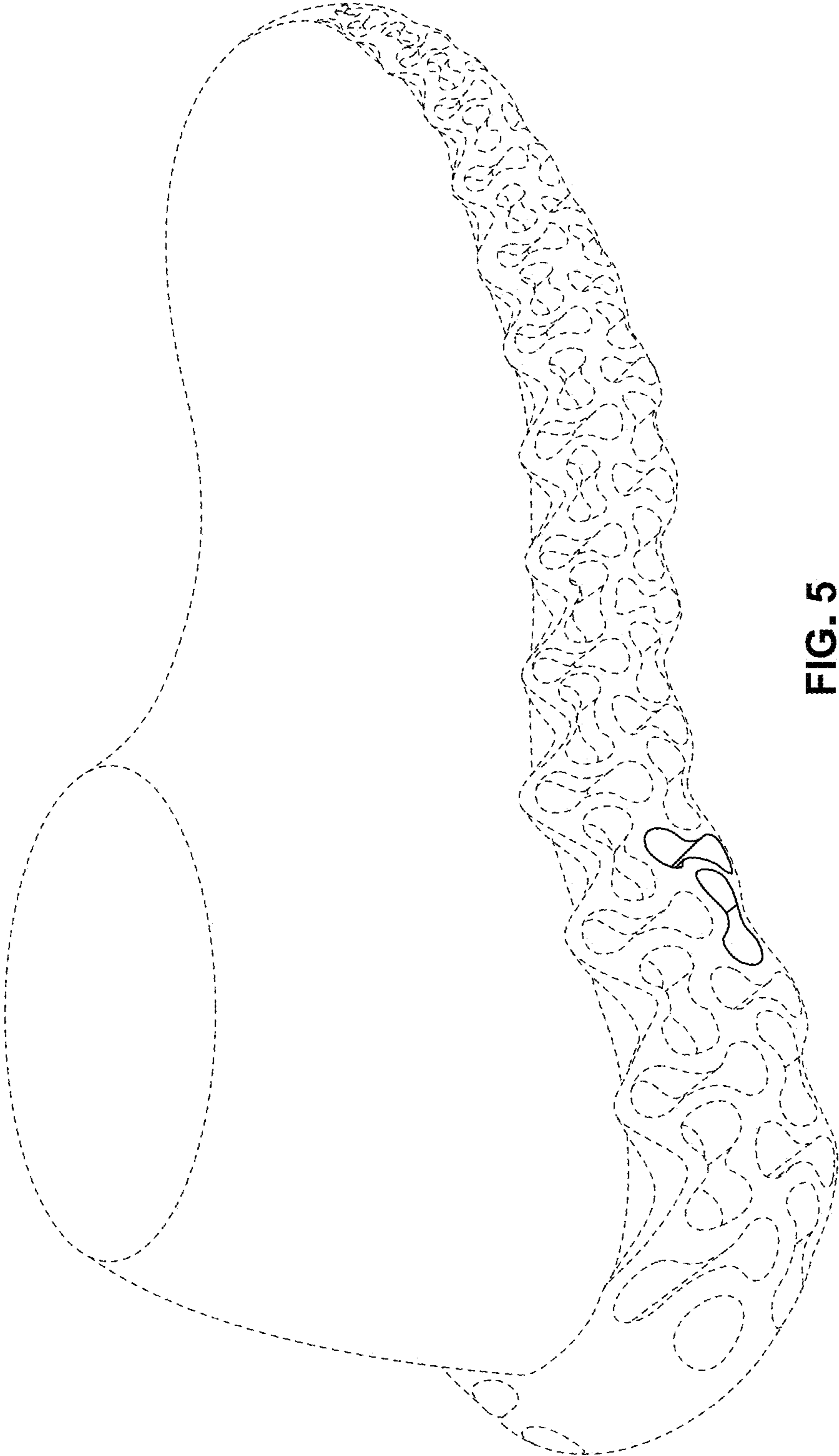


FIG. 5