



US00D901844S

(12) **United States Design Patent**
McGuinness

(10) **Patent No.:** **US D901,844 S**

(45) **Date of Patent:** **** Nov. 17, 2020**

(54) **BASEBALL CAP**

(71) Applicant: **Patrick McGuinness**, New Orleans, LA
(US)

(72) Inventor: **Patrick McGuinness**, New Orleans, LA
(US)

(**) Term: **15 Years**

(21) Appl. No.: **29/697,554**

(22) Filed: **Jul. 9, 2019**

(51) **LOC (12) Cl.** **02-03**

(52) **U.S. Cl.**
USPC **D2/882; D2/866**

(58) **Field of Classification Search**
USPC D2/865, 866, 869, 870, 871, 872, 873,
D2/874, 875, 876, 877, 878, 879, 880,
D2/881, 882, 883, 884, 885, 886, 887,
D2/888, 889, 890, 891, 892, 893, 894,
D2/895

CPC .. A42B 1/00; A42B 1/004; A42B 1/02; A42B
1/06; A42B 1/062; A42B 1/206; A42B
1/24; A42B 1/242; A42B 1/245; A42B
1/247; A42B 1/248; A42C 5/00

See application file for complete search history.

(56) **References Cited**

U.S. PATENT DOCUMENTS

D374,116 S *	10/1996	Virzi	D2/865
D401,738 S *	12/1998	Scerbo	D2/882
D453,261 S *	2/2002	Pisarevsky	D2/866
D501,290 S *	2/2005	Zuloff	D2/866
D571,982 S *	7/2008	Kirby	D2/882
D603,144 S *	11/2009	South	D2/882
D619,789 S *	7/2010	Barany	D2/882
D635,336 S *	4/2011	Alger	D2/866

D704,925 S *	5/2014	Cho	D2/882
D708,427 S *	7/2014	Cho	D2/882
D748,379 S *	2/2016	Fitzpatrick	D2/882
9,603,402 B2 *	3/2017	Warner	A63F 9/18
D802,891 S *	11/2017	Chronos	D2/882
9,808,041 B2 *	11/2017	Cabral	F21V 33/0008
D811,056 S *	2/2018	Zenoff	D2/882
D816,954 S *	5/2018	Chock	D2/882
D855,945 S *	8/2019	Dann	D2/882
D876,755 S *	3/2020	Gonzalez	D2/866
2017/0095027 A1 *	4/2017	Campbell	A42B 1/22

* cited by examiner

Primary Examiner — Jasmine Mlinarcik

(74) *Attorney, Agent, or Firm* — Quickpatents, LLC;
Kevin Prince

(57) **CLAIM**

The ornamental design for a baseball cap, as shown and described.

DESCRIPTION

FIG. 1 is a perspective view of a baseball cap, showing my new design;

FIG. 2 is a front elevational view thereof;

FIG. 3 is a rear elevational view thereof;

FIG. 4 is a left-side elevational view thereof;

FIG. 5 is a right-side elevational view thereof;

FIG. 6 is a top plan view thereof;

FIG. 7 is a bottom plan view thereof; and,

FIG. 8 is a bottom perspective view thereof.

The broken lines showing text within a depiction of a thought bubble in the drawings depict portions of the baseball cap that form no part of the claimed design. The remaining broken lines represent stitching, and are part of the claimed design.

1 Claim, 6 Drawing Sheets





FIG. 1

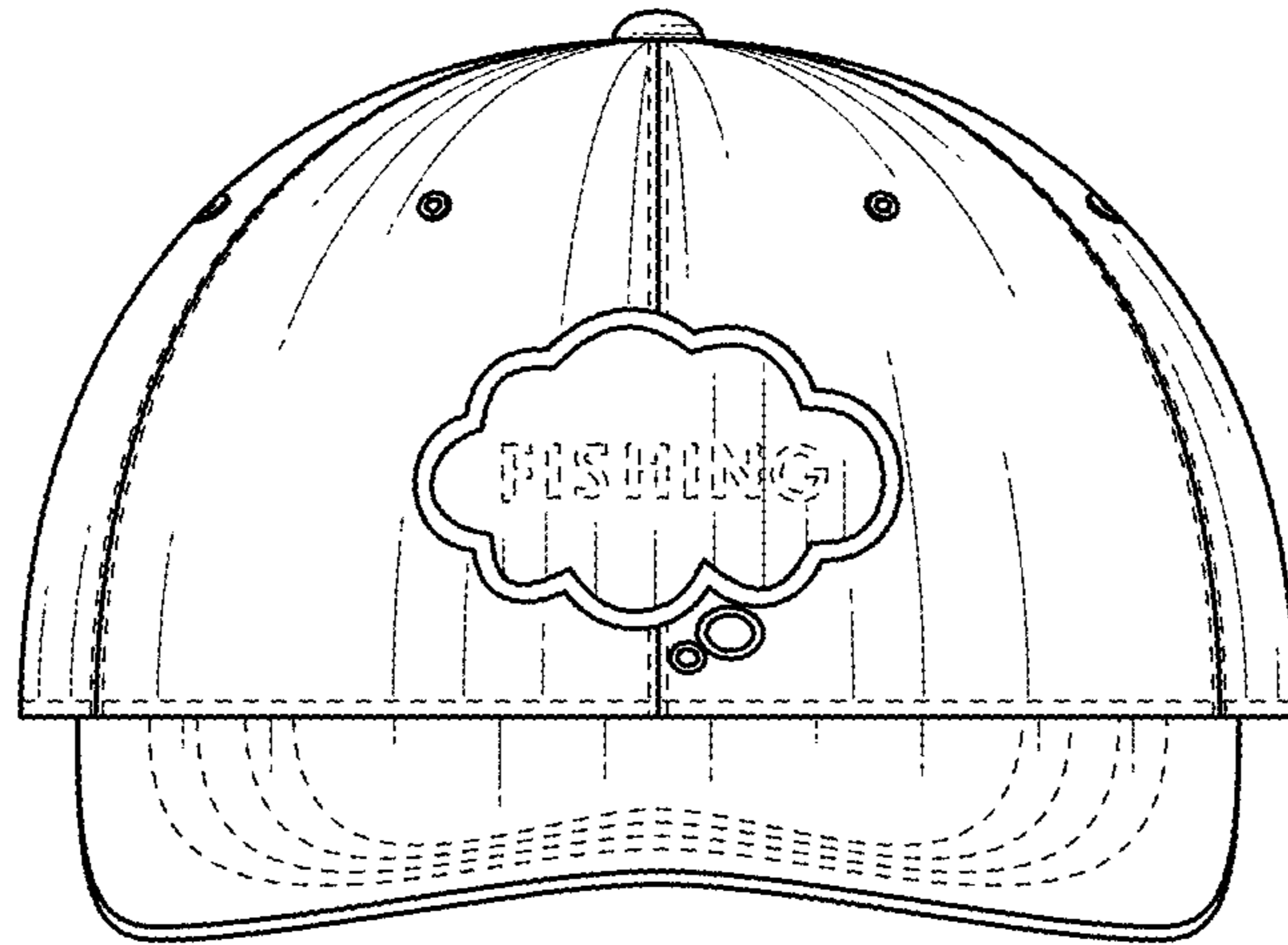


FIG. 2

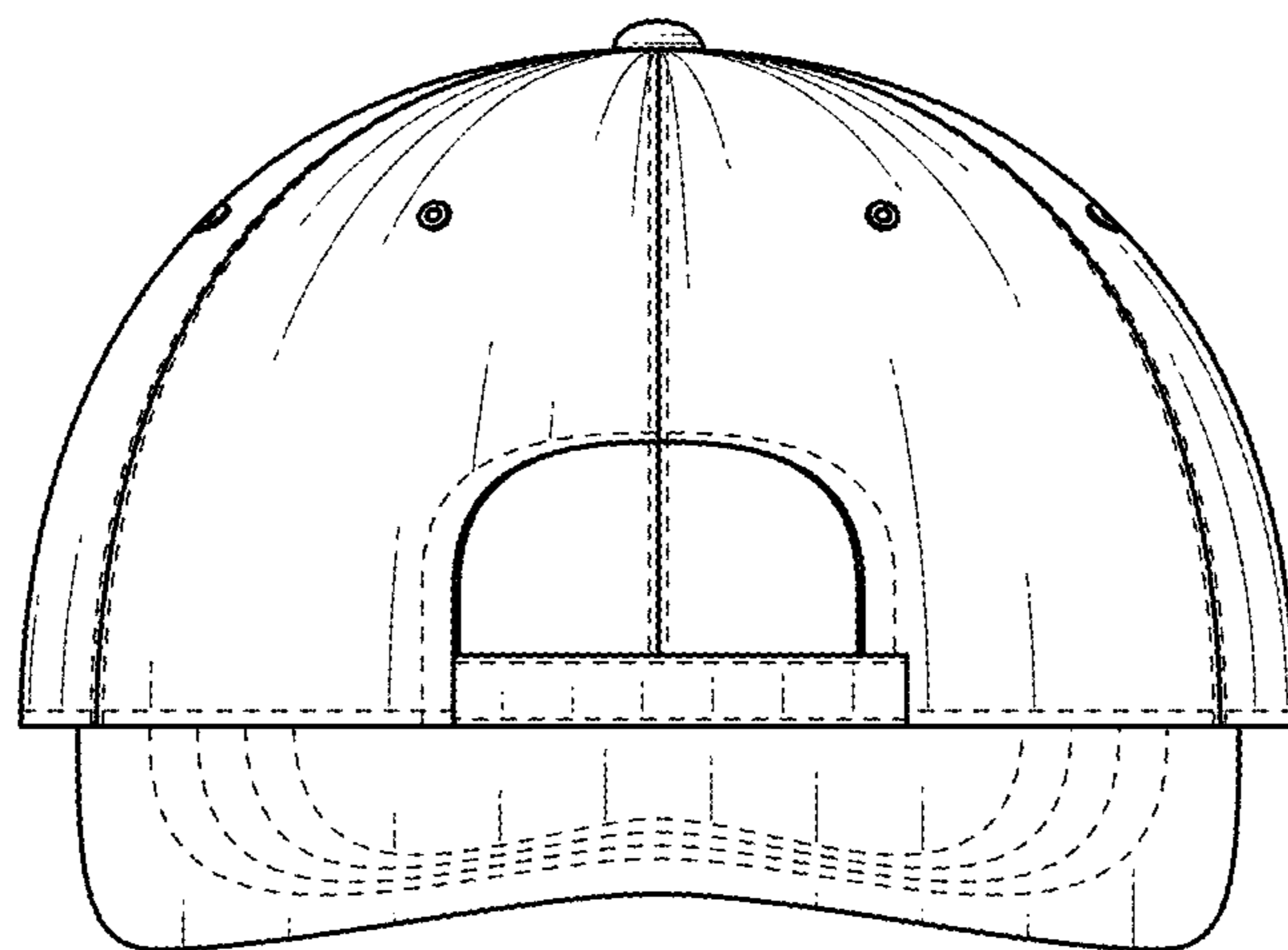


FIG. 3

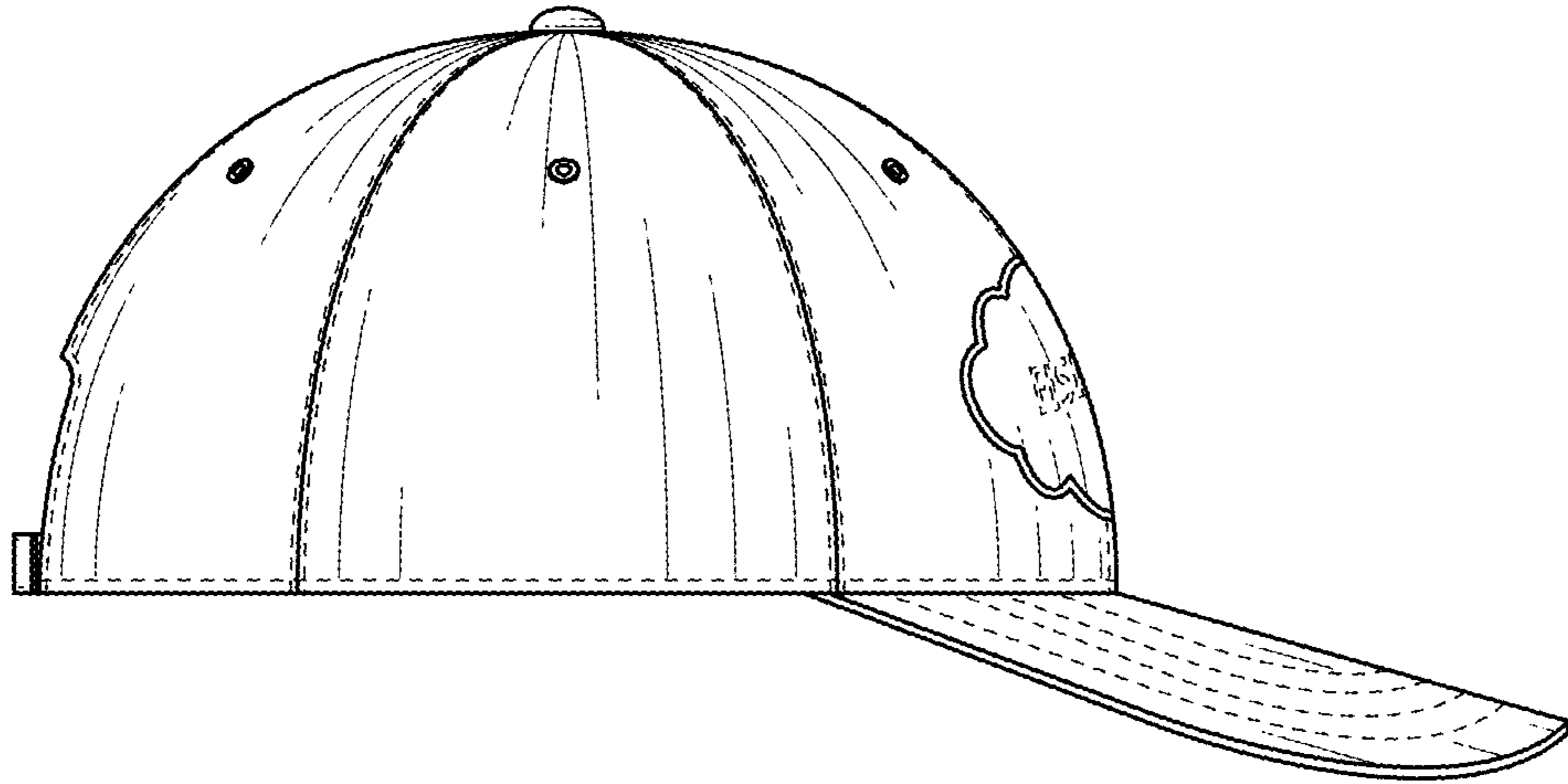


FIG. 4

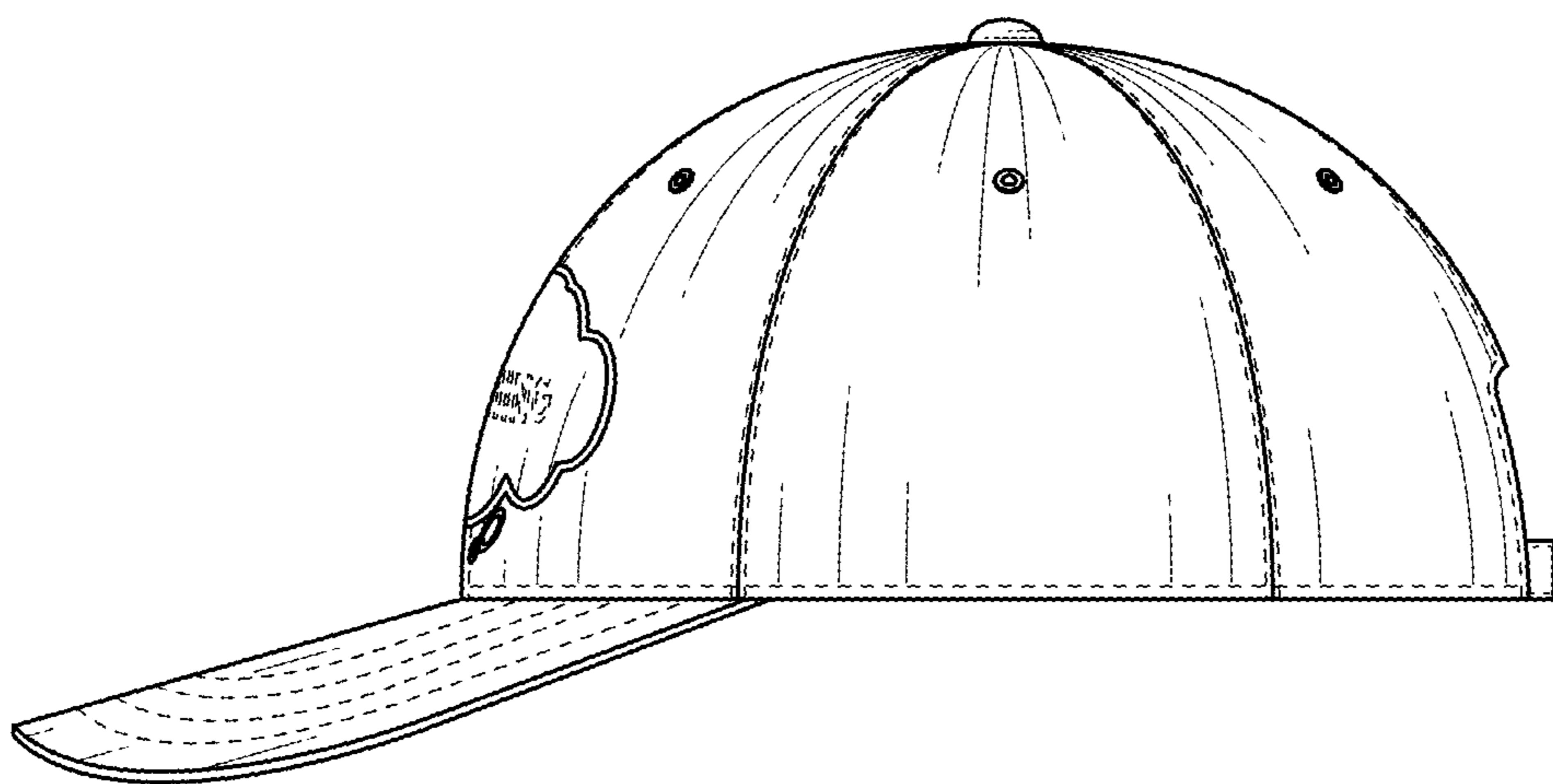


FIG. 5

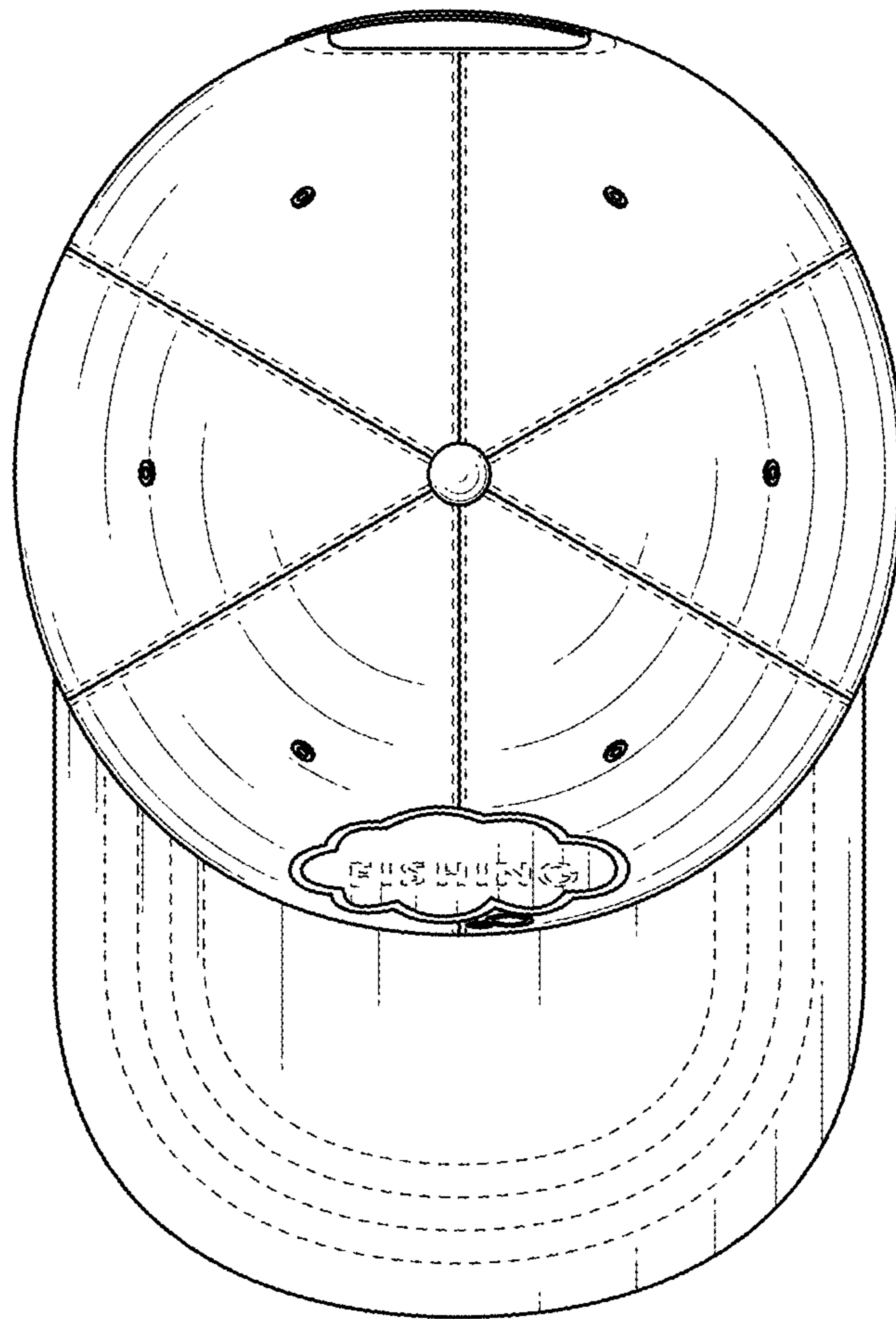


FIG. 6

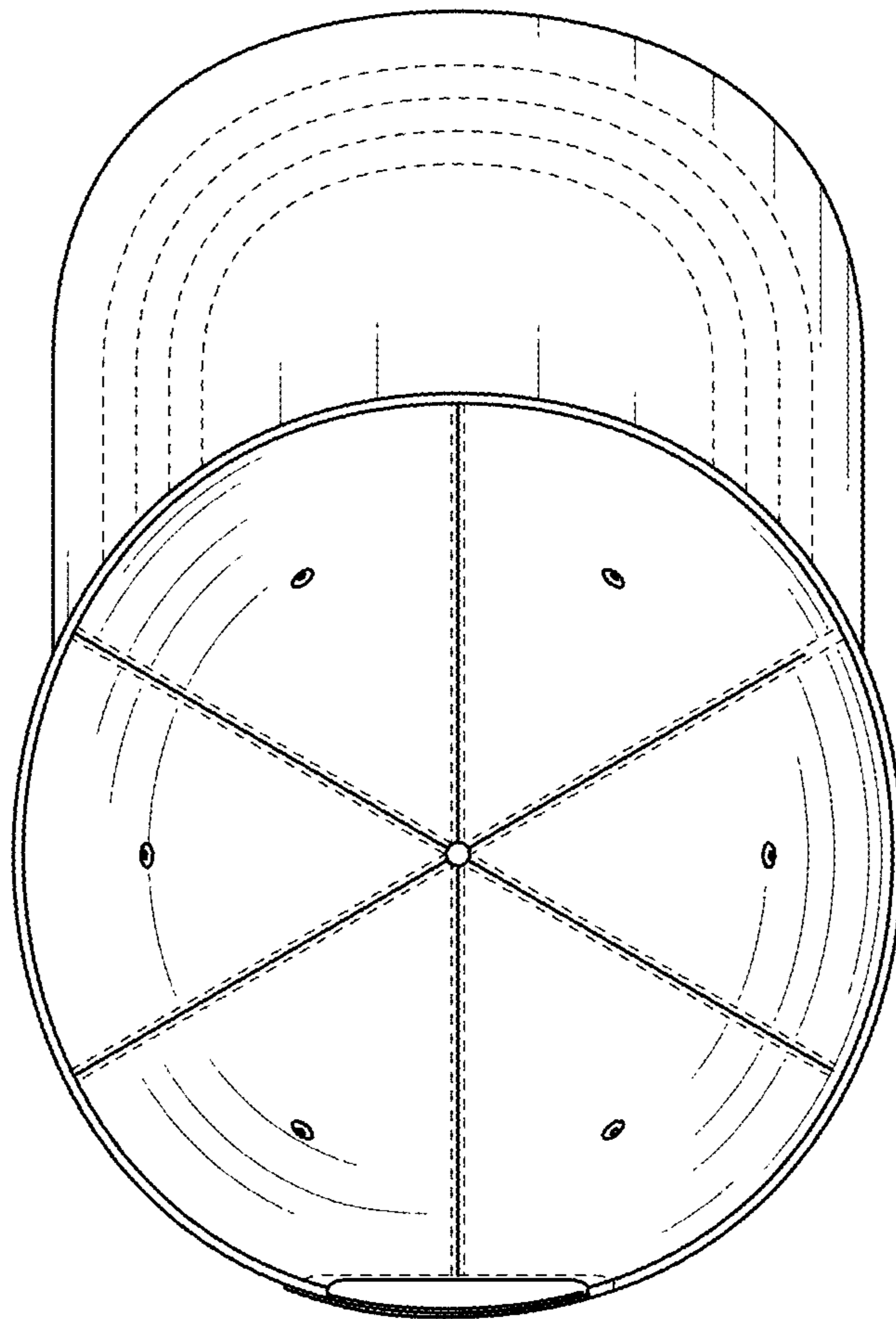


FIG. 7

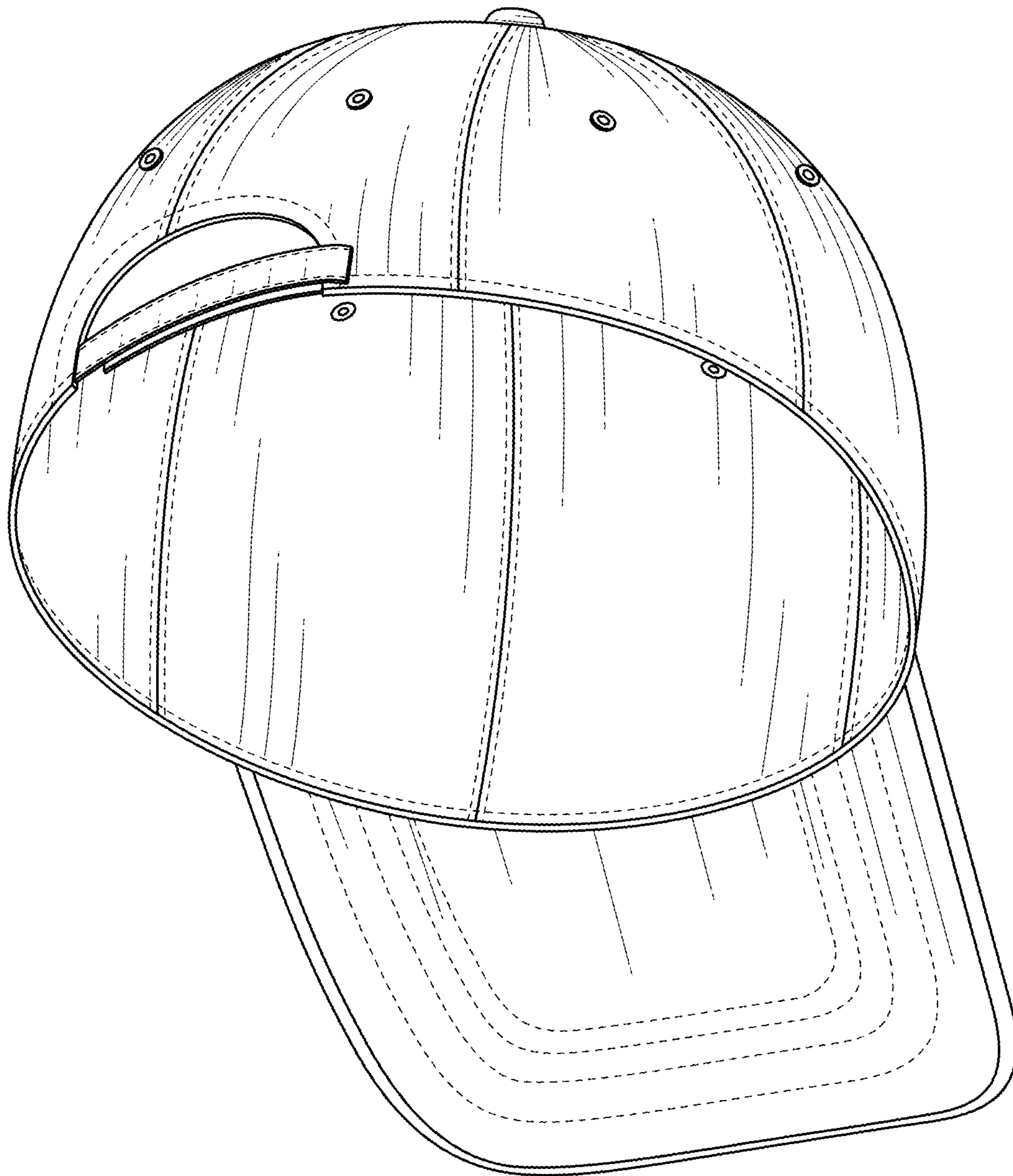


FIG. 8