



US00D901832S

(12) **United States Design Patent** (10) **Patent No.:** **US D901,832 S**
Relyea (45) **Date of Patent:** **** Nov. 17, 2020**

(54) **DECORATIVE BRA STRAP**

(71) Applicant: **Tammi Relyea**, Alamo, CA (US)

(72) Inventor: **Tammi Relyea**, Alamo, CA (US)

(**) Term: **15 Years**

(21) Appl. No.: **29/704,078**

(22) Filed: **Aug. 30, 2019**

(51) **LOC (12) Cl.** **02-01**

(52) **U.S. Cl.**
USPC **D2/706**

(58) **Field of Classification Search**
USPC D2/706-709, 639, 853, 624-626;
D11/200
CPC A41C 3/00; A41C 3/06; A41C 3/12; A41C
3/122
See application file for complete search history.

(56) **References Cited**

U.S. PATENT DOCUMENTS

D353,559	S	*	12/1994	Fildan	D11/200
D433,650	S	*	11/2000	Gable	D11/200
D519,261	S	*	4/2006	Reis	D11/200
D578,733	S	*	10/2008	Samuels	D2/639
D587,433	S	*	3/2009	Ratcliff	D11/16
D617,233	S	*	6/2010	Bolton	D11/200
D631,638	S	*	2/2011	Jones	D2/706
D767,248	S	*	9/2016	Rogers	D2/624
D833,710	S	*	11/2018	Relyea	D2/706
D842,584	S	*	3/2019	Soohee	D2/708
D847,468	S	*	5/2019	Genao	D2/859
2007/0105482	A1	*	5/2007	Styles-Gaviria	A41F 15/002 450/88
2014/0024290	A1	*	1/2014	Molina	A41C 3/00 450/88
2016/0249688	A1	*	9/2016	Ibey	A41C 3/12 450/88

OTHER PUBLICATIONS

Rosé Pink Paris PomPoms posted 2020 [online], (retrieved Sep. 16, 2020). Retrieved from the internet, <https://www.braserie.com/product-page/paris-pompoms> (Year: 2020).*
Cute Pom Pom Bra Straps, posted 2020 [online], (retrieved Sep. 16, 2020). Retrieved from the internet, https://www.etsy.com/listing/716693489/cute-pom-pom-bra-straps?ga_order=most_relevant&ga_search_type=all&ga_view_type=gallery&ga_search_%E2%80%A6 (Year: 2020).*

* cited by examiner

Primary Examiner — Kevin K Rudzinski

Assistant Examiner — J. Thorn, Sr.

(74) *Attorney, Agent, or Firm* — Christopher Mayle;
Thomas E. LaGrandeur; Bold IP, PLLC


(57) **CLAIM**

The ornamental design for a decorative bra strap, as shown and described.

DESCRIPTION

FIG. 1 is a front isometric view of a decorative bra strap, showing my new design;
FIG. 2 is a top plan view thereof;
FIG. 3 is a bottom plan view thereof;
FIG. 4 is a left side elevational view thereof; and,
FIG. 5 is a right side elevational view thereof.
The broken lines in FIGS. 1, 2, 3, 4, represent stitching, and are part of the claimed design.

1 Claim, 5 Drawing Sheets






FIG. 1

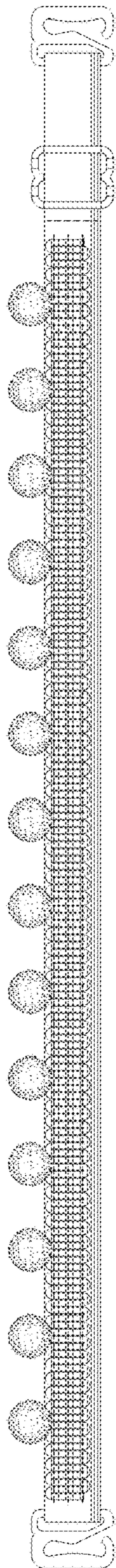


FIG. 2

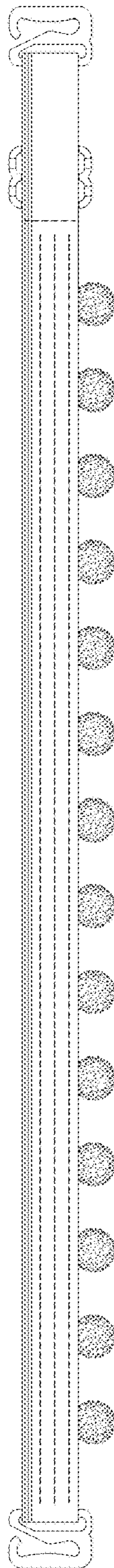


FIG. 3

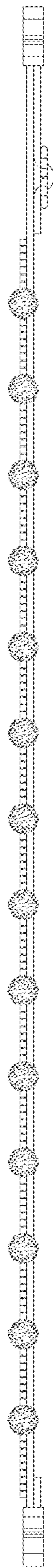


FIG. 4



FIG. 5