



US00D901830S

(12) **United States Design Patent** (10) **Patent No.:** **US D901,830 S**  
**McWiggan et al.** (45) **Date of Patent:** **\*\* Nov. 17, 2020**

(54) **SPORTS BELT**

(71) Applicants: **Tara McWiggan**, Wokingham (GB);  
**Craig McWiggan**, Wokingham (GB)

(72) Inventors: **Tara McWiggan**, Wokingham (GB);  
**Craig McWiggan**, Wokingham (GB)

(\*\*) Term: **15 Years**

(21) Appl. No.: **29/680,865**

(22) Filed: **Feb. 20, 2019**

(30) **Foreign Application Priority Data**

Oct. 7, 2018 (GB) ..... 6045799  
Oct. 7, 2018 (GB) ..... 6045800

(51) **LOC (12) Cl.** ..... **02-06**

(52) **U.S. Cl.**  
USPC ..... **D2/627; D3/221**

(58) **Field of Classification Search**  
USPC ..... D2/627-632; D3/221; D24/190;  
D29/101.5; D21/805, 683; D11/3-4;  
2/338  
CPC .. A41F 9/002; A41F 11/16; A41F 9/00; A41F  
11/02; A41F 9/005; A41F 9/007; A41F  
9/02; A61F 5/028; A61F 5/0193; A61F  
5/3776

See application file for complete search history.

(56) **References Cited**

**U.S. PATENT DOCUMENTS**

D370,771 S \* 6/1996 Randall ..... D29/101.5  
D375,823 S \* 11/1996 Bleiweis ..... D2/627

D378,305 S \* 3/1997 Tolleson ..... D2/624  
D408,116 S \* 4/1999 Gale ..... D2/624  
D464,686 S \* 10/2002 Silveira ..... D21/662  
D630,841 S \* 1/2011 Pomerantz ..... D3/221  
D666,258 S \* 8/2012 Campbell ..... D21/683  
D815,390 S \* 4/2018 Adrianse ..... D2/627  
D821,698 S \* 7/2018 Dumas ..... D2/627

**OTHER PUBLICATIONS**

Last Punch 4" New Split Leather Weight Body Building Belt Gym  
All Sizes, Walmart.com (Year: 2020).\*

\* cited by examiner

*Primary Examiner* — Catherine R Oliver-Garcia

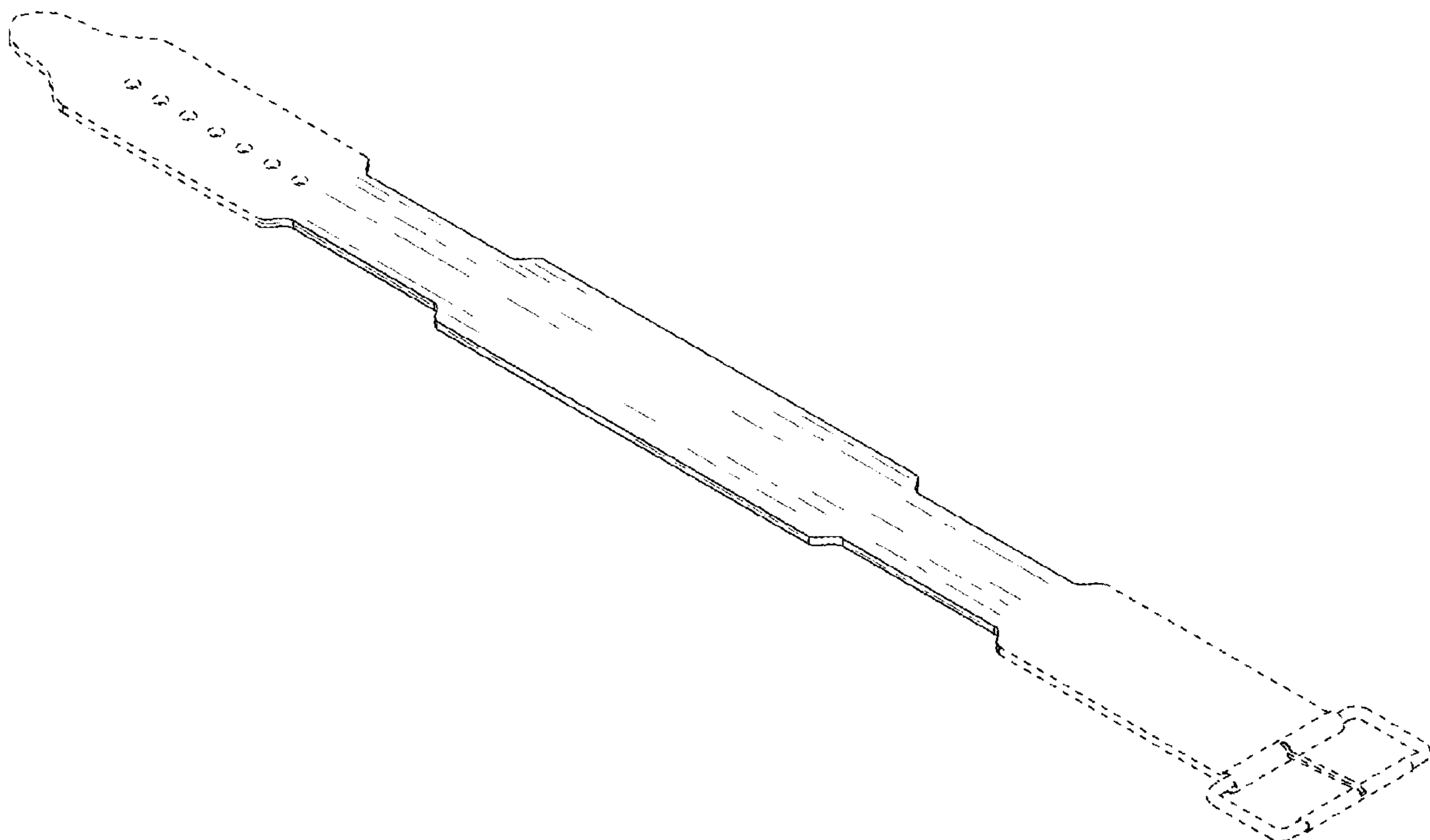
(57) **CLAIM**

The ornamental design for a sports belt, as shown and described.

**DESCRIPTION**

FIG. 1 is a perspective view of a sports belt showing my new design;  
FIG. 2 is another perspective view thereof;  
FIG. 3 is a top plan view thereof;  
FIG. 4 is a bottom plan view thereof;  
FIG. 5 is a front elevational view thereof; and,  
FIG. 6 is a rear elevational view thereof.  
The broken line showing of the end portions of the belt strap, the buckle and the holes in FIG. 1-6 is included for the purpose of showing environmental structure and forms no part of the claimed design.

**1 Claim, 6 Drawing Sheets**



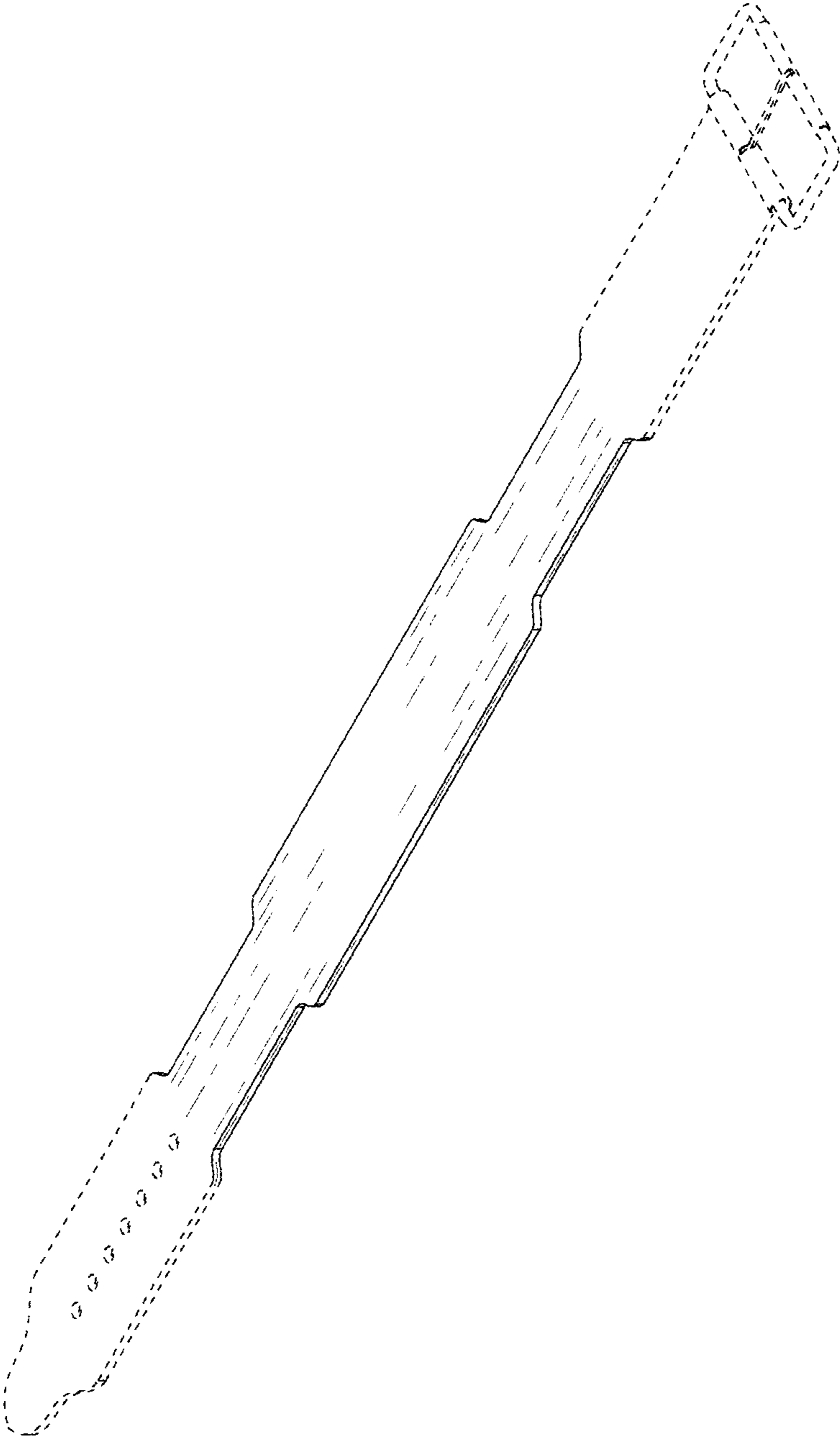


FIG. 1

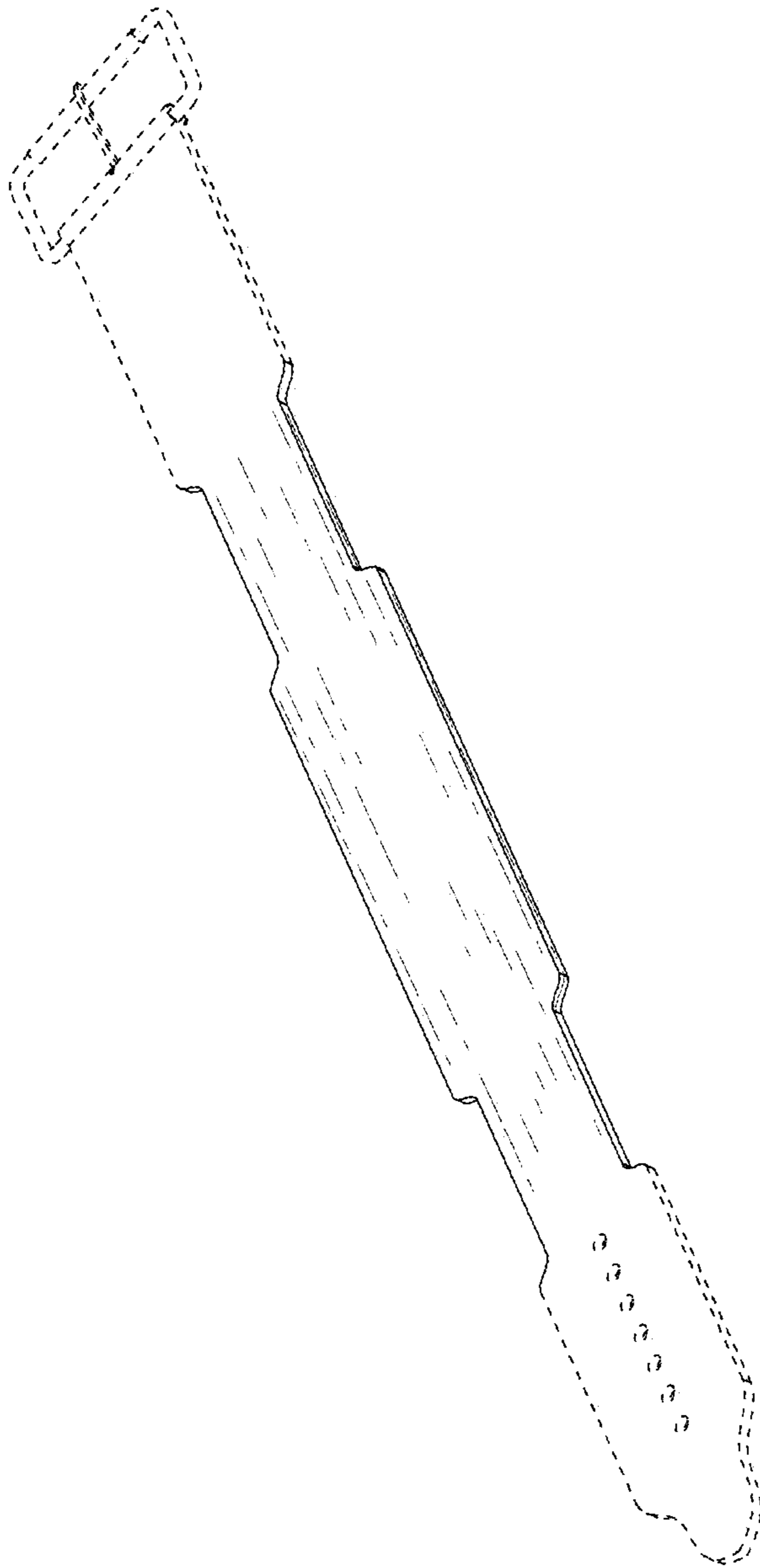


FIG. 2

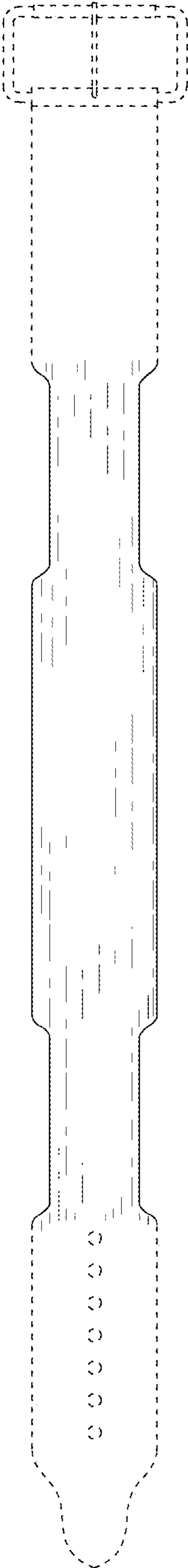


FIG. 3

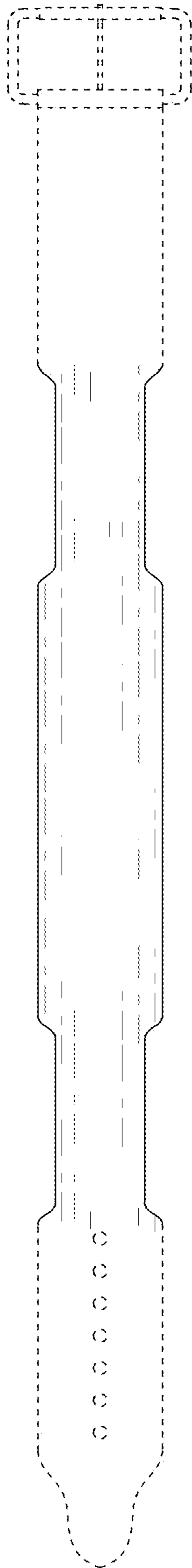


FIG. 4

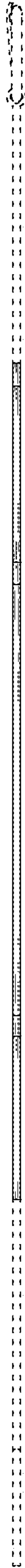


FIG. 5



FIG. 6