



US00D901828S

(12) **United States Design Patent**
Monk et al.

(10) **Patent No.:** **US D901,828 S**

(45) **Date of Patent:** **** Nov. 17, 2020**

(54) **CUT POTATO PRODUCT**

(71) Applicant: **Lamb Weston, Inc.**, Eagle, ID (US)

(72) Inventors: **Samuel Monk**, Richland, WA (US);
Jake Fischer, Kennewick, WA (US);
Roger Samoray, Kennewick, WA (US)

(73) Assignee: **Lamb Weston, Inc.**, Eagle, ID (US)

(**) Term: **15 Years**

(21) Appl. No.: **29/697,607**

(22) Filed: **Jul. 10, 2019**

(51) **LOC (12) Cl.** **01-01**

(52) **U.S. Cl.**
USPC **D1/125**

(58) **Field of Classification Search**
USPC D1/100-130, 199; D7/504, 509, 510,
D7/523, 524, 555, 566, 568, 584-587,
D7/602, 672, 300.1; D21/386, 672, 803,
D21/821; D19/91; 426/92, 94, 95, 99,
426/101, 138-139, 143, 279, 282, 283,
426/391, 514; D11/146, 151, 154, 78,
D11/131, 141, 152; D14/480.5, 484.1;
D25/119, 121, 126; D30/160; 220/566;
D34/28, 29
CPC A21D 13/0029; A21D 13/0074; A21D
13/0022; A21D 13/0006; A23L 1/1641;
A23L 1/005

See application file for complete search history.

(56) **References Cited**

U.S. PATENT DOCUMENTS

D26,958 S *	4/1897	Mullins	D1/121
D48,001 S *	10/1915	Kellogg	D1/199
D49,915 S *	11/1916	Adelmann	D7/672
2,243,137 A *	5/1941	Vaughan	A47J 37/0611
				99/381
D149,511 S *	5/1948	Mitzel	D1/102

2,769,714 A	11/1956	Bernhardt et al.
3,338,724 A	8/1967	Adler et al.
3,809,758 A	5/1974	Mathias et al.
3,865,964 A	2/1975	Kellermeier et al.
4,082,855 A	4/1978	Citti et al.
4,198,437 A	4/1980	Citti et al.
D268,539 S	4/1983	Hamann et al.
4,420,494 A	12/1983	Glantz
4,447,459 A	5/1984	Balboni et al.
4,455,321 A	6/1984	Glabe et al.
4,626,438 A	12/1986	Glantz

(Continued)

Primary Examiner — Katie Jane Stofko

(74) *Attorney, Agent, or Firm* — Ryan T. Grace; Advent, LLP

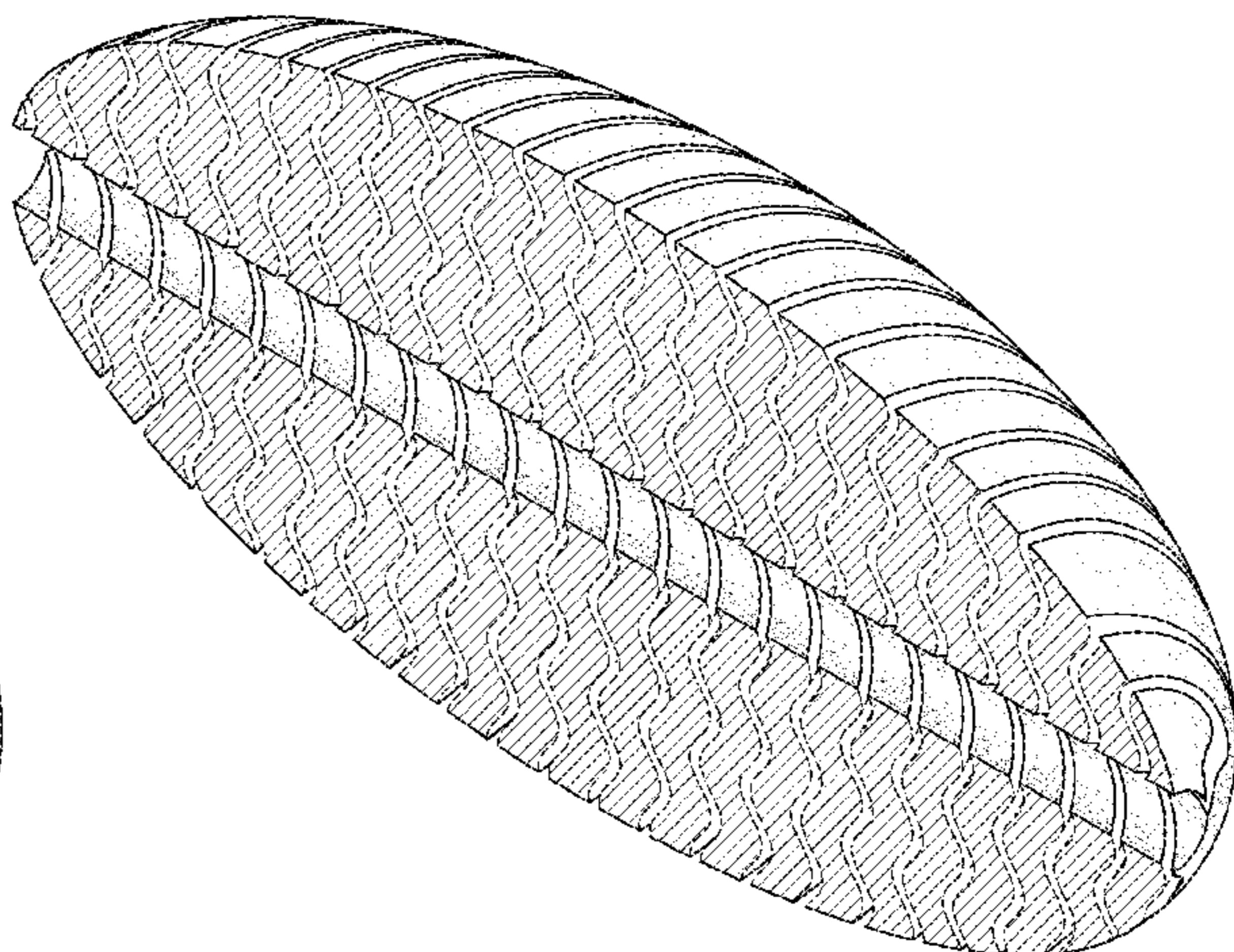
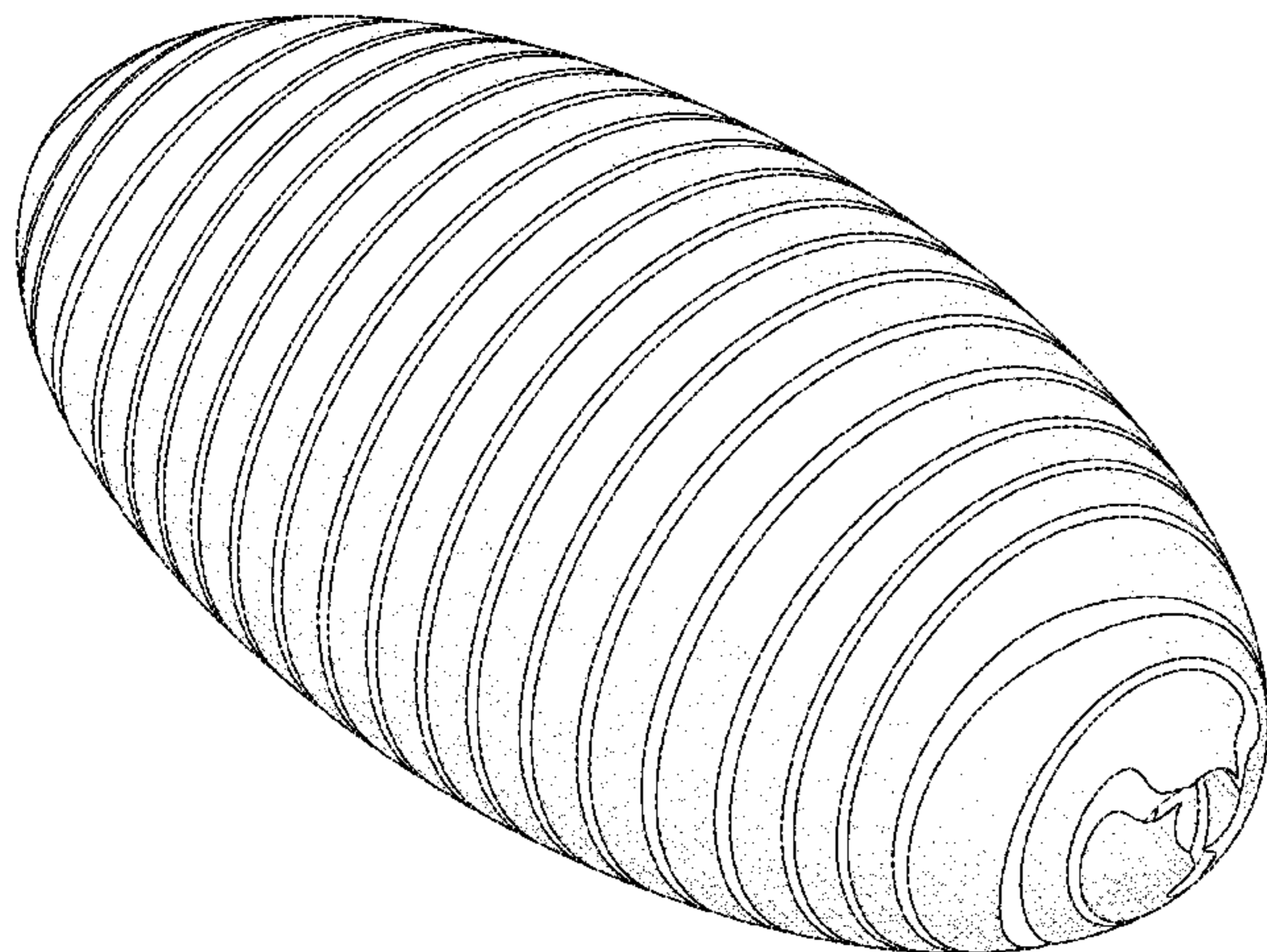
(57) **CLAIM**

The ornamental design for a cut potato product, as shown and described.

DESCRIPTION

FIG. 1 is a perspective view of a cut potato product;
 FIG. 2 is a top plan view thereof;
 FIG. 3 is a bottom plan view thereof;
 FIG. 4 is a front elevation view thereof;
 FIG. 5 is a rear elevation view thereof;
 FIG. 6 is a left side elevation view thereof;
 FIG. 7 is a right side elevation view thereof;
 FIG. 8 is a cross-sectional view thereof, taken along line 8-8 in FIG. 2;
 FIG. 9 is a cross-sectional perspective view thereof, taken along line 9-9 in FIG. 2;
 FIG. 10 is a cross-sectional view thereof, taken along line 10-10 in FIG. 2;
 FIG. 11 is a cross-sectional perspective view thereof, taken along line 11-11 in FIG. 2; and,
 FIG. 12 is an exploded perspective view thereof.
 Portions of FIGS. 1 through 12 are shown in broken lines illustrating portions of the article that form no part of the claimed design.

1 Claim, 12 Drawing Sheets



(56)

References Cited

U.S. PATENT DOCUMENTS

4,751,093	A	6/1988	Hong et al.		D720,917	S	1/2015	Rogers et al.
D297,580	S	* 9/1988	Hoashi	D1/130	D721,217	S	1/2015	Rogers et al.
4,933,194	A	6/1990	Barry et al.		D721,218	S	1/2015	Rogers et al.
4,937,084	A	6/1990	Julian		D721,219	S	1/2015	Rogers et al.
5,035,915	A	7/1991	Mendenhall		D721,220	S	1/2015	Rogers et al.
5,128,210	A	7/1992	Housley		D722,417	S	2/2015	Rogers et al.
5,186,967	A	2/1993	Housley		D722,419	S	2/2015	Rogers et al.
D492,467	S	7/2004	Pittard et al.		D723,241	S	3/2015	Walker et al.
D493,943	S	8/2004	Mendenhall		D723,242	S	3/2015	Walker et al.
D519,711	S	* 5/2006	Dreano	D1/121	D723,243	S	3/2015	Walker et al.
D525,762	S	8/2006	Evans		D725,343	S	3/2015	Rogers et al.
D531,384	S	11/2006	Wang		D728,892	S	5/2015	Rogers et al.
D577,176	S	9/2008	Young et al.		D728,894	S	5/2015	Rogers et al.
D581,627	S	12/2008	Young et al.		D729,491	S	5/2015	Rogers et al.
D586,397	S	* 2/2009	Farnworth	D19/187	D729,492	S	5/2015	Rogers et al.
D628,292	S	* 11/2010	Berberich	D24/145	D729,493	S	* 5/2015	Slusarczyk
D640,036	S	6/2011	Walker et al.		D735,441	S	8/2015	Rogers et al.
D688,437	S	8/2013	Walker et al.		D741,041	S	10/2015	Walker
D707,418	S	6/2014	Rogers et al.		D742,091	S	11/2015	Rogers et al.
D712,618	S	9/2014	Rogers et al.		D745,244	S	12/2015	Rogers et al.
D714,017	S	9/2014	Rogers et al.		D745,245	S	12/2015	Rogers et al.
D714,517	S	10/2014	Rogers et al.		D746,019	S	12/2015	Rogers et al.
D714,521	S	10/2014	Rogers et al.		D748,366	S	2/2016	Rogers et al.
D716,517	S	11/2014	Walker et al.		D762,341	S	8/2016	Rogers et al.
D716,518	S	11/2014	Walker et al.		D766,542	S	9/2016	Walker et al.
D716,519	S	11/2014	Walker et al.		D769,377	S	* 10/2016	Wolff
D716,520	S	11/2014	Walker et al.		D782,874	S	* 4/2017	Ross
D720,916	S	1/2015	Rogers et al.		D813,491	S	3/2018	Walker
					D873,508	S	* 1/2020	Loibl
					2010/0310754	A1	12/2010	Rommens et al.
					2011/0239469	A1	10/2011	Young et al.

* cited by examiner

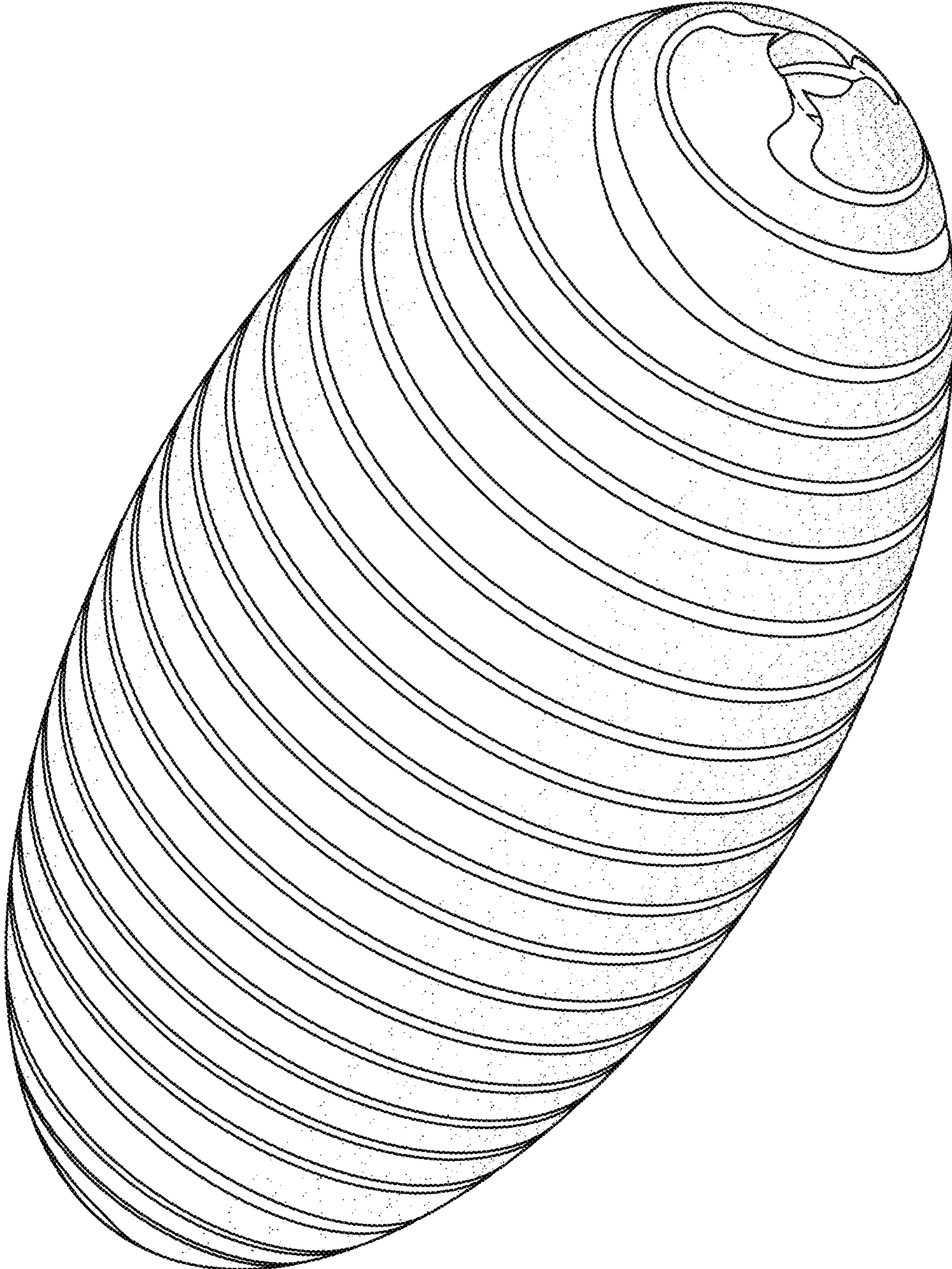
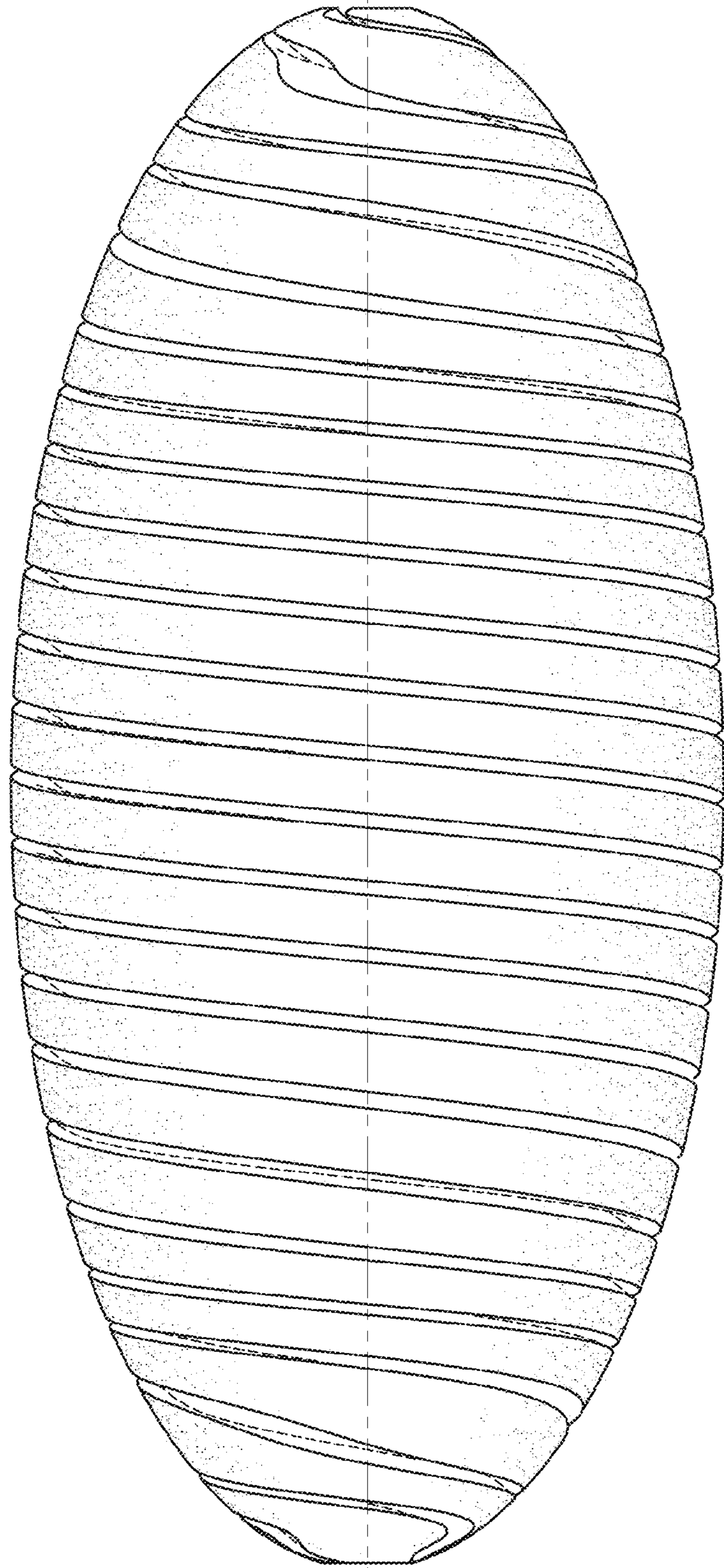


FIG. 1

10, 11 ← → 8, 9



10, 11 ← → 8, 9

FIG. 2

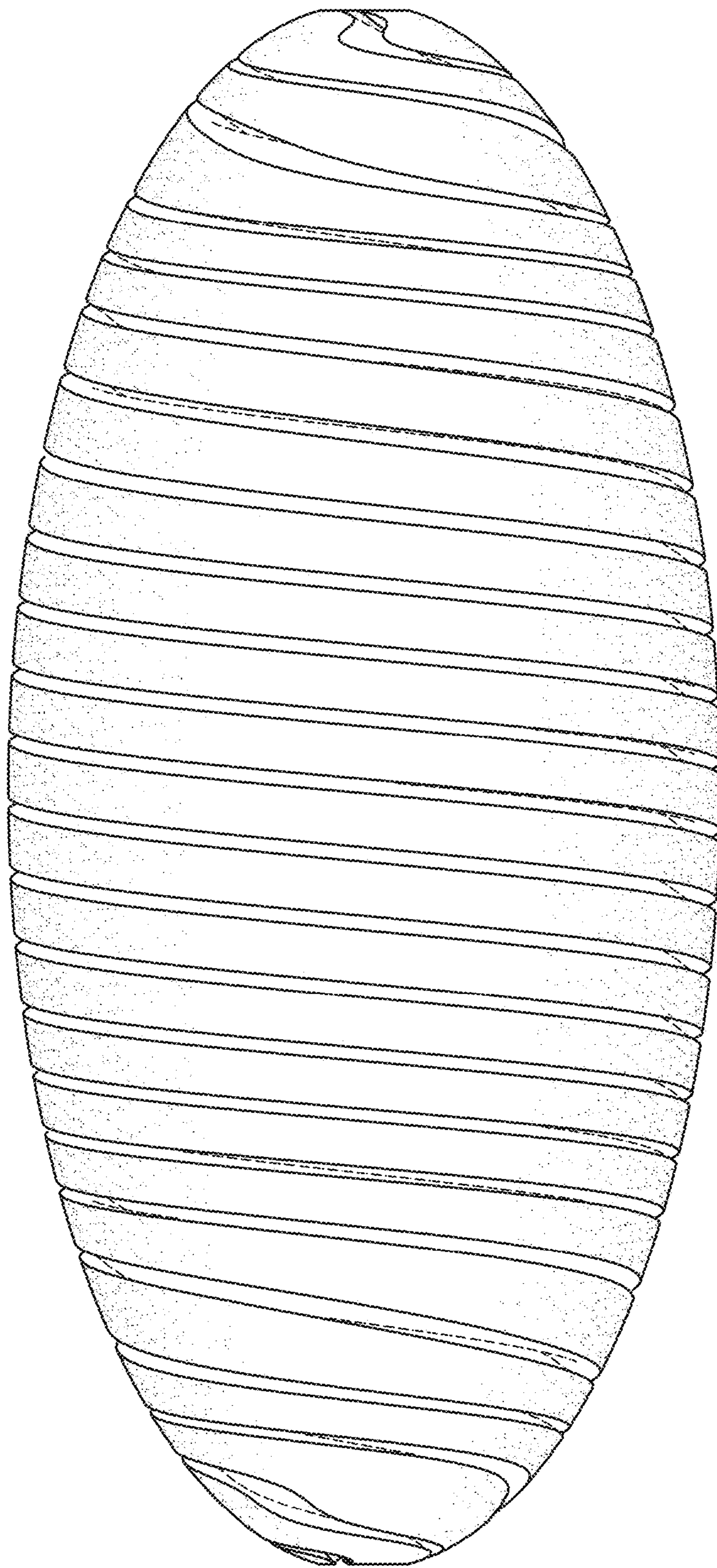


FIG. 3

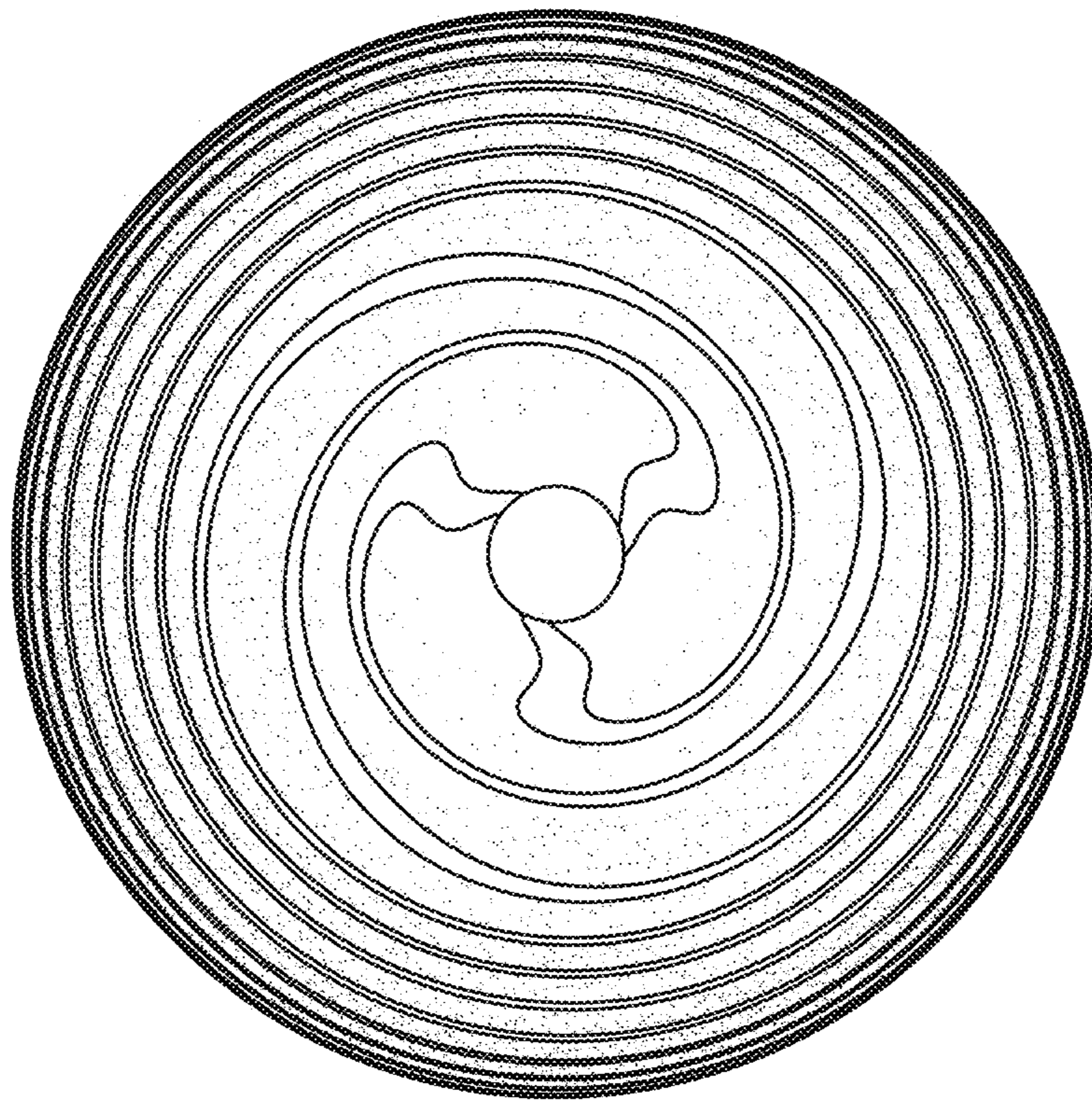


FIG. 4

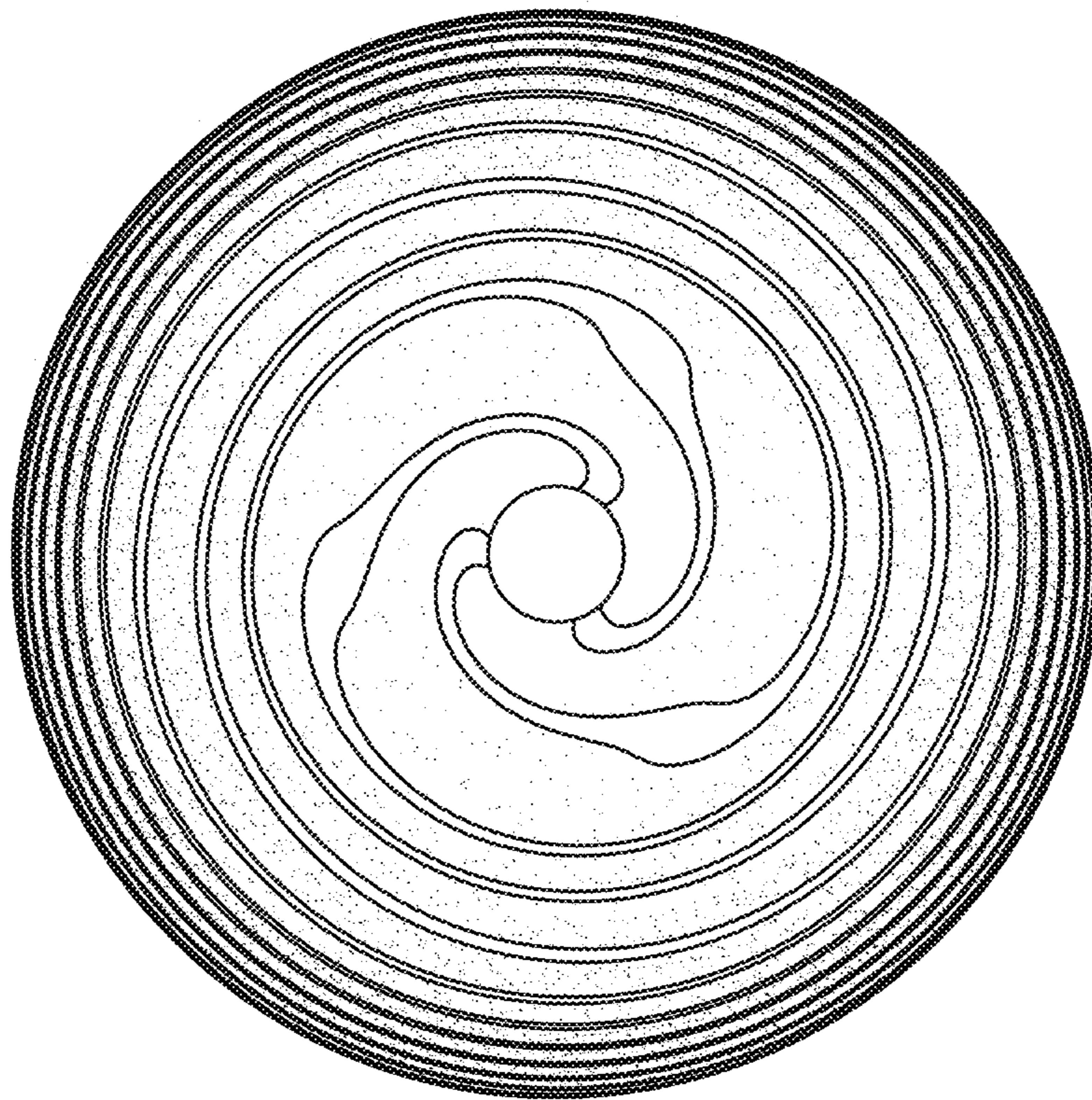


FIG. 5

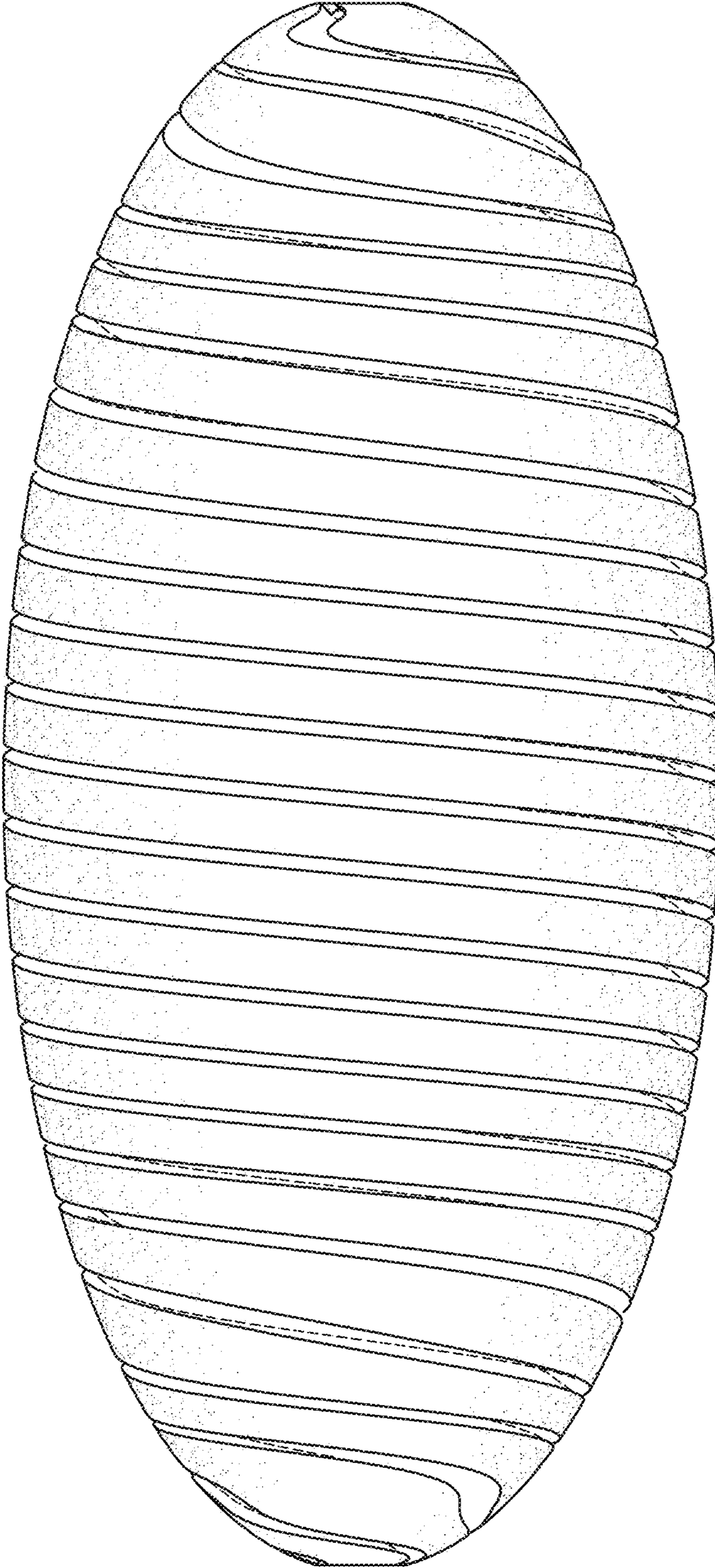


FIG. 6

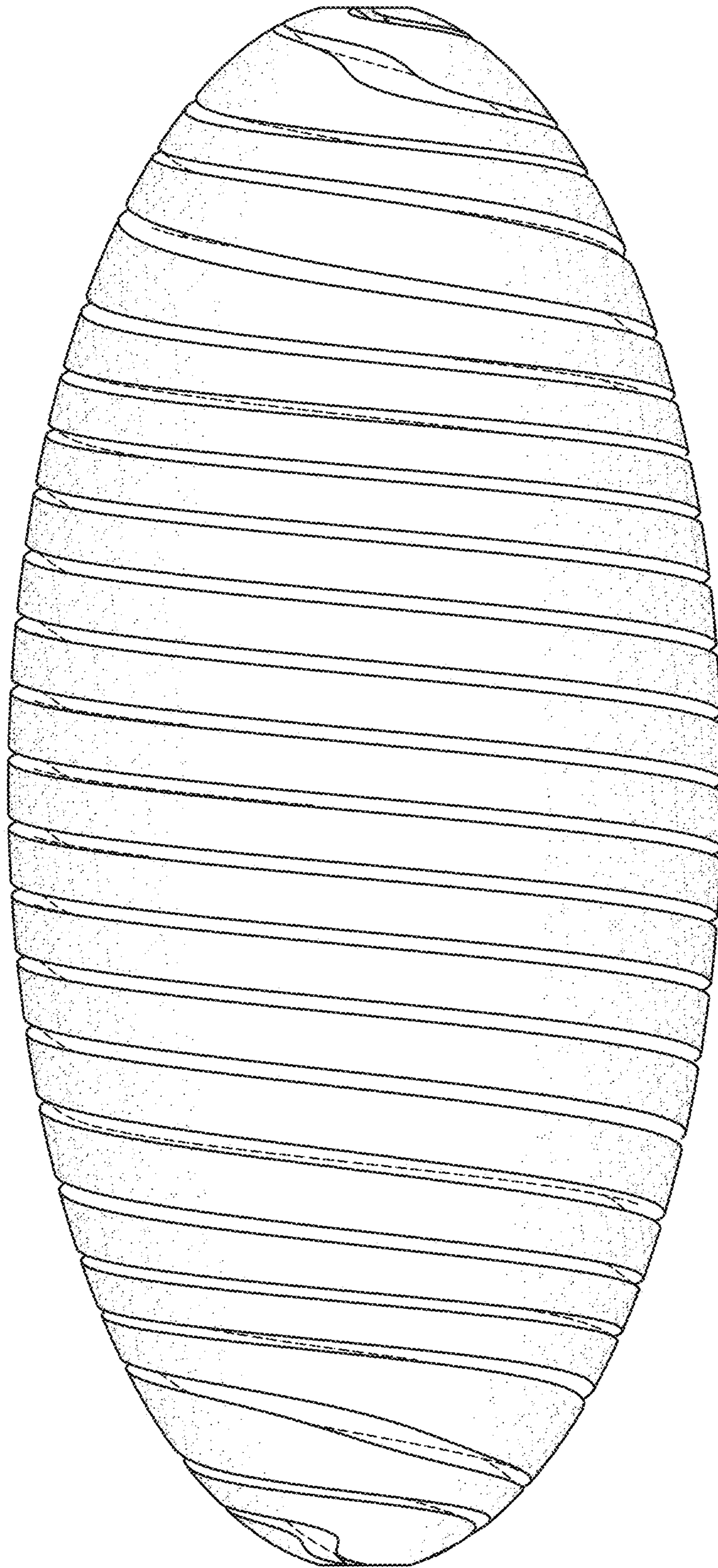


FIG. 7

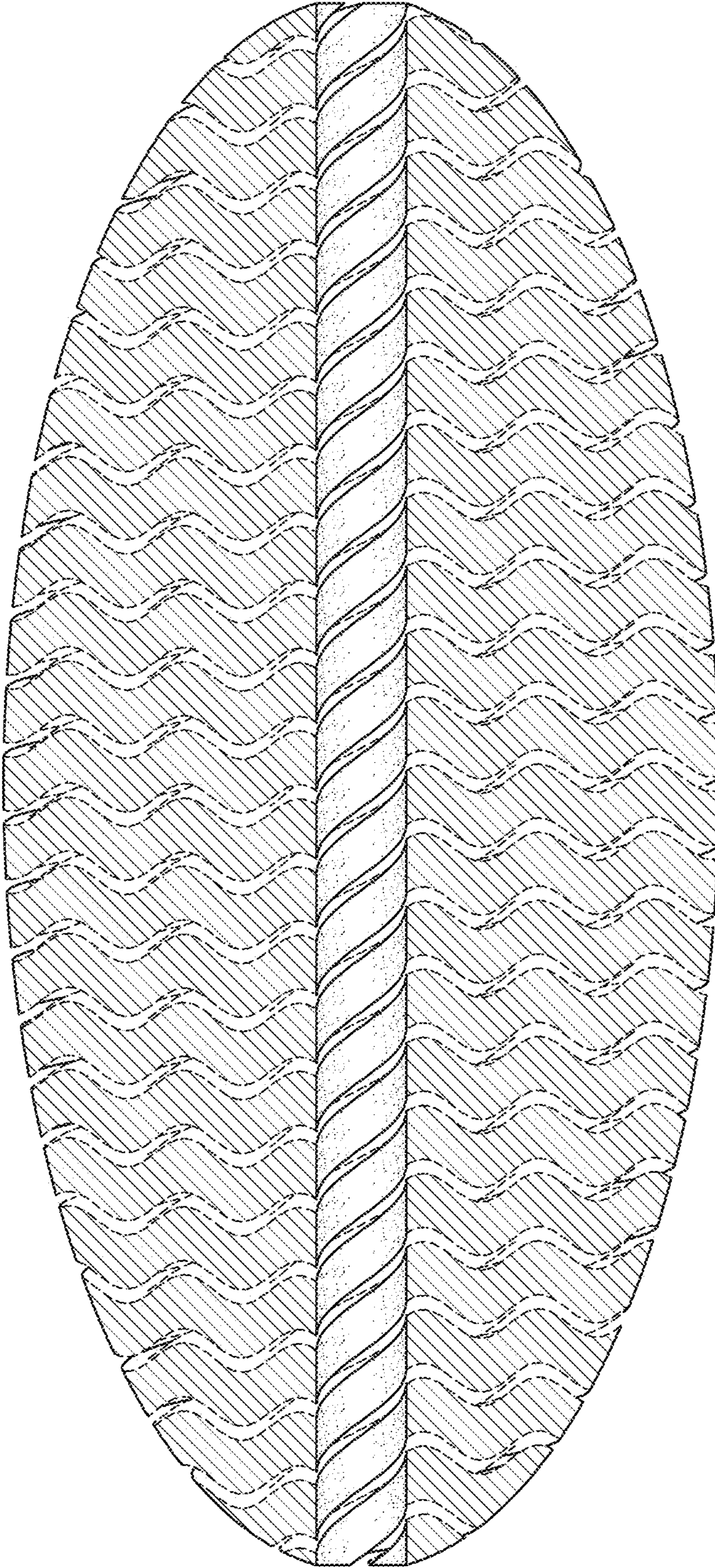


FIG. 8

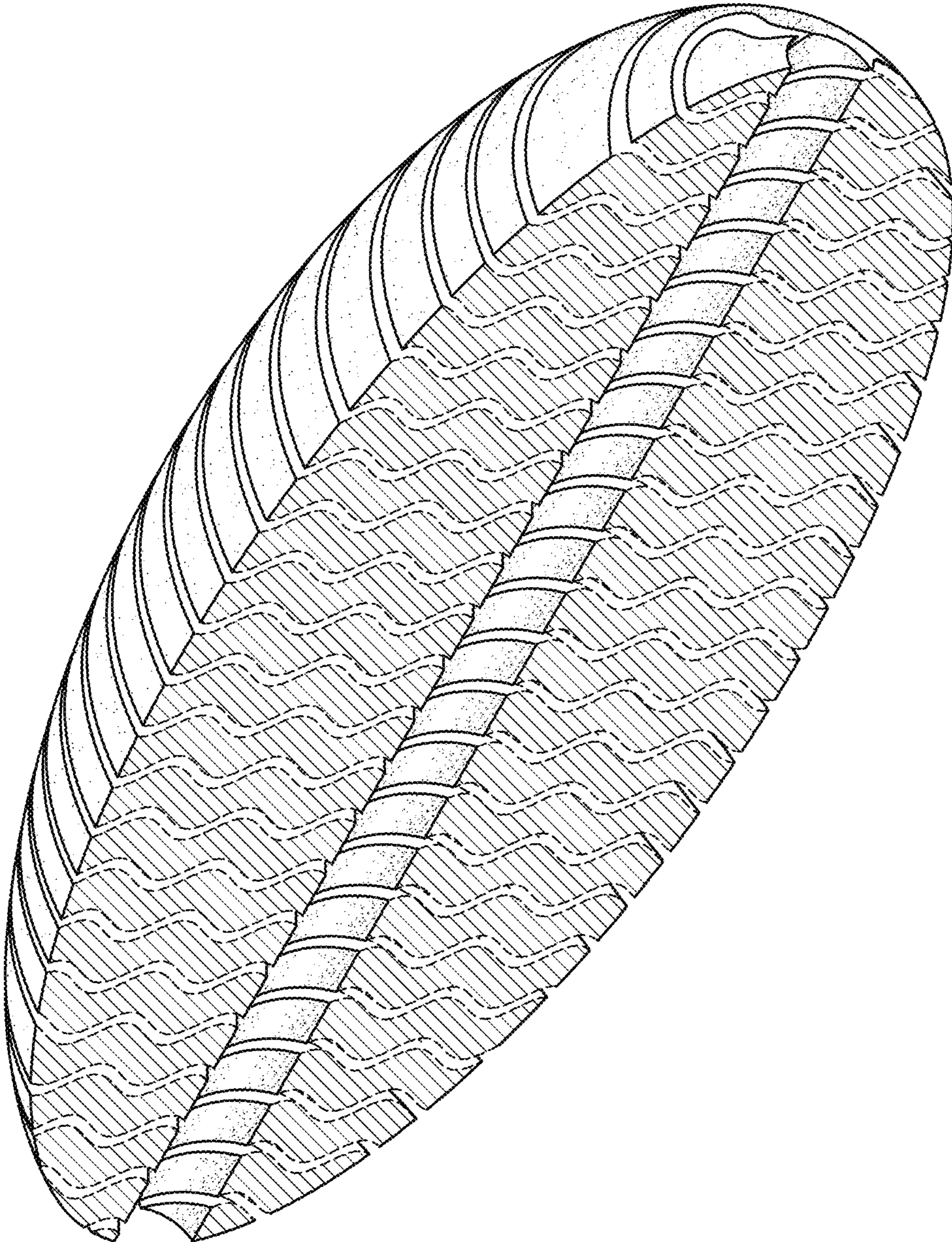


FIG. 9

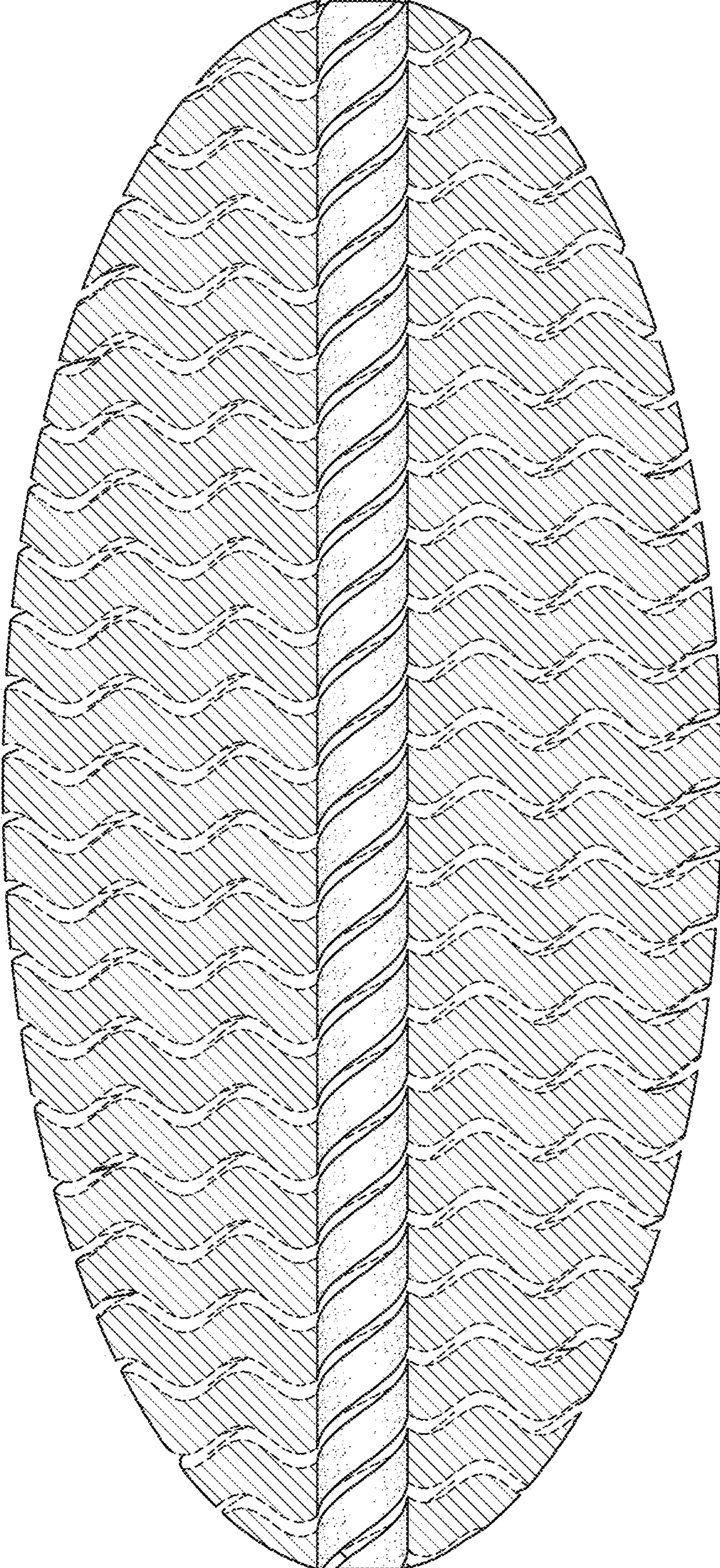


FIG. 10

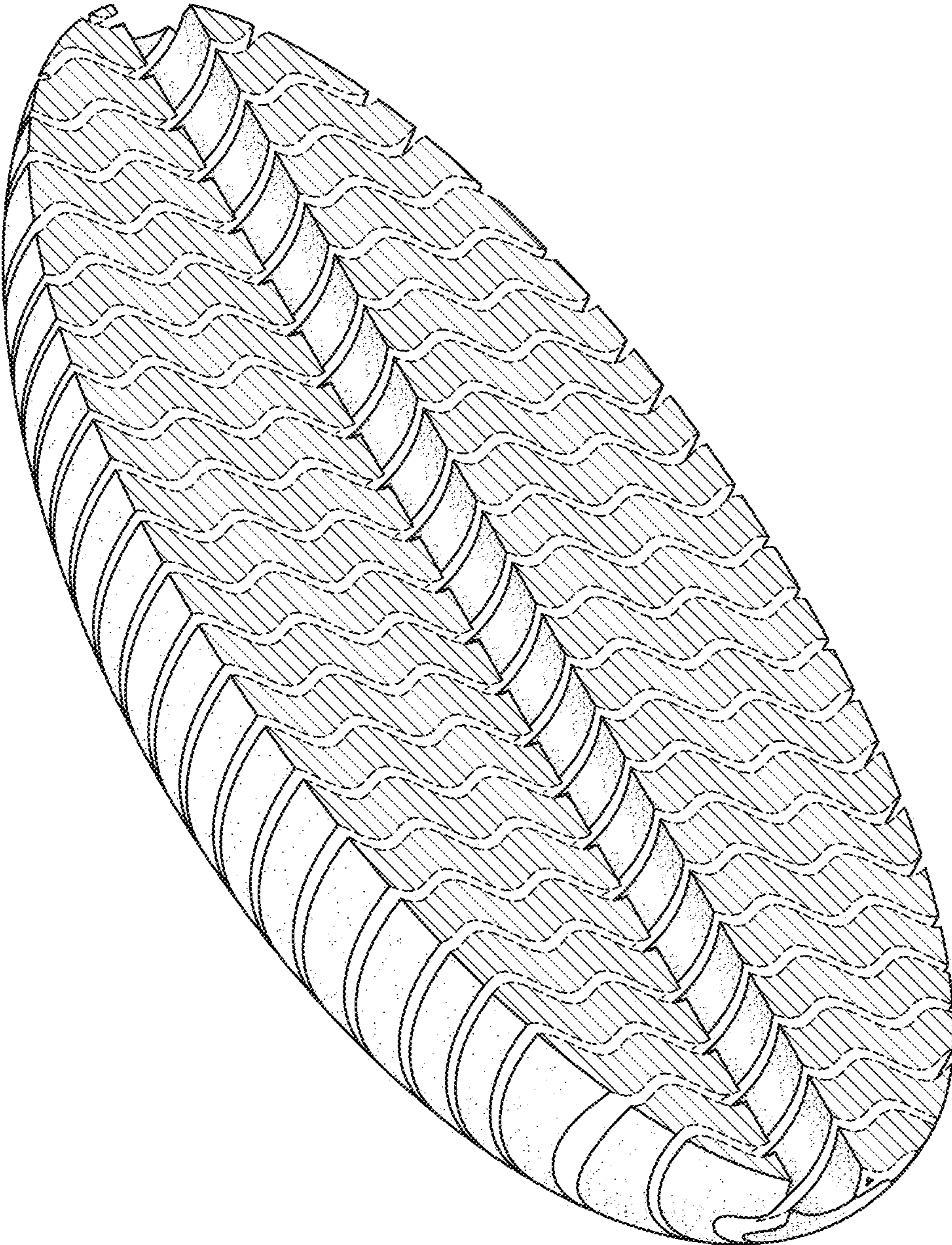


FIG. 11

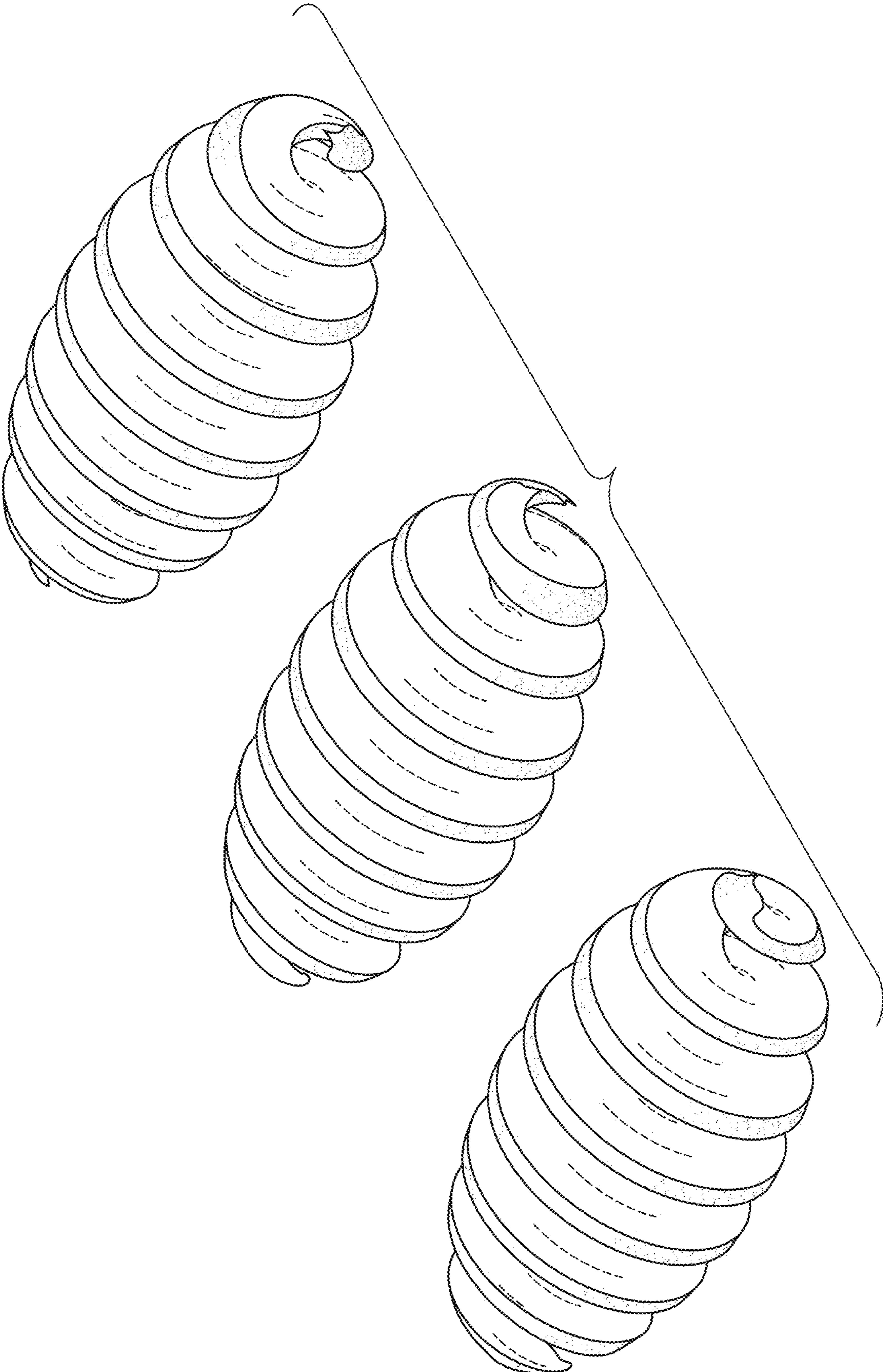


FIG. 12