



US00D901817S

(12) **United States Design Patent**  
**Li et al.**

(10) **Patent No.:** **US D901,817 S**

(45) **Date of Patent:** **\*\* Nov. 10, 2020**

(54) **CART**

(71) Applicant: **GUANGDONG WIREKING  
HOUSEWARES & HARDWARE  
CO., LTD**, Foshan (CN)

(72) Inventors: **Xiaochun Li**, Foshan (CN); **Weitao  
Chen**, Foshan (CN)

(73) Assignee: **GUANGDONG WIREKING  
HOUSEWARES & HARDWARE  
CO., LTD**, Foshan (CN)

(\*\*) Term: **15 Years**

(21) Appl. No.: **29/693,112**

(22) Filed: **May 30, 2019**

(30) **Foreign Application Priority Data**

Dec. 1, 2018 (CN) ..... 2018 3 0690852

(51) **LOC (12) Cl.** ..... **12-02**

(52) **U.S. Cl.**  
USPC ..... **D34/21**

(58) **Field of Classification Search**

USPC ..... D34/12, 14, 17, 21  
CPC ..... A61G 12/001; B25H 3/06; B25H 3/021;  
B25H 3/028; B25H 3/00; B62B 3/00;  
B62B 3/002; B62B 3/005; B62B  
2501/067

See application file for complete search history.

(56) **References Cited**

**U.S. PATENT DOCUMENTS**

D207,308 S \* 4/1967 Bell ..... D34/21  
D436,239 S \* 1/2001 Walsh ..... D34/17  
D752,906 S \* 4/2016 Gunderson ..... D6/675.1  
D756,584 S \* 5/2016 Dunford ..... D34/12  
D757,387 S \* 5/2016 Cao ..... D34/21

D831,390 S \* 10/2018 Li ..... D6/675.1  
D832,549 S \* 10/2018 Cao ..... D34/21  
D846,824 S \* 4/2019 Cao ..... D34/21  
D846,825 S \* 4/2019 Cao ..... D34/21  
D850,753 S \* 6/2019 Cao ..... D34/21  
D852,448 S \* 6/2019 Hu ..... D34/12  
D852,449 S \* 6/2019 Hu ..... D34/21  
D858,928 S \* 9/2019 Cao ..... D34/21

**OTHER PUBLICATIONS**

Google search Aug. 25, 2020, Wholesales 4 tier utility rolling cart, Storage Rack Storage Holders, View Storage Holders, Product Details from Guangdong Wireking Housewares and Hardware Co., Ltd. on Alibaba.com (Year: 2020).\*

Google search Aug. 25, 2020, Amazon.com, KINGRACK 3 tier storage rolling cart, <https://www.amazon.com/KINGRACK-Storage-Rolling-Pegboard-Organizer/dp/B07X2CGCN1> (Year: 2020).\*

\* cited by examiner

*Primary Examiner* — Cynthia Ramirez

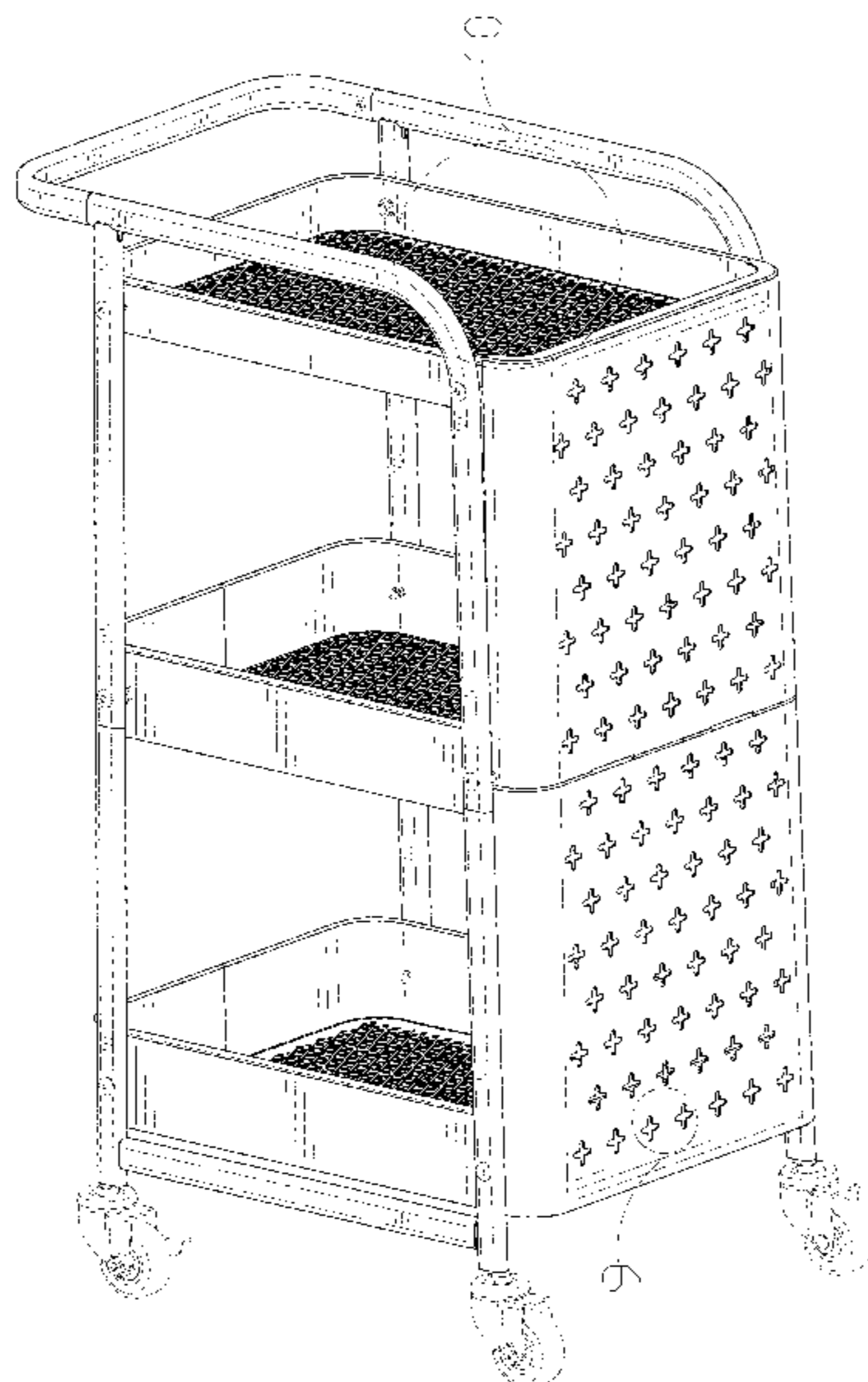
(57) **CLAIM**

The ornamental design for a cart, as shown and described.

**DESCRIPTION**

FIG. 1 is a perspective view of the cart shoeing my new design;  
FIG. 2 is another perspective view thereof;  
FIG. 3 is a front elevational view thereof;  
FIG. 4 is a rear elevational view thereof;  
FIG. 5 is a left side elevational view thereof;  
FIG. 6 is a right side elevational view thereof;  
FIG. 7 is a top plan view thereof;  
FIG. 8 is a bottom plan view thereof;  
FIG. 9 is an enlarged partial view of portion 9 of FIG. 1; and,  
FIG. 10 is an enlarged partial view of portion 10 of FIG. 1.  
The broken lines in the drawings depict portions of the cart that form no part of the claimed design.

**1 Claim, 10 Drawing Sheets**



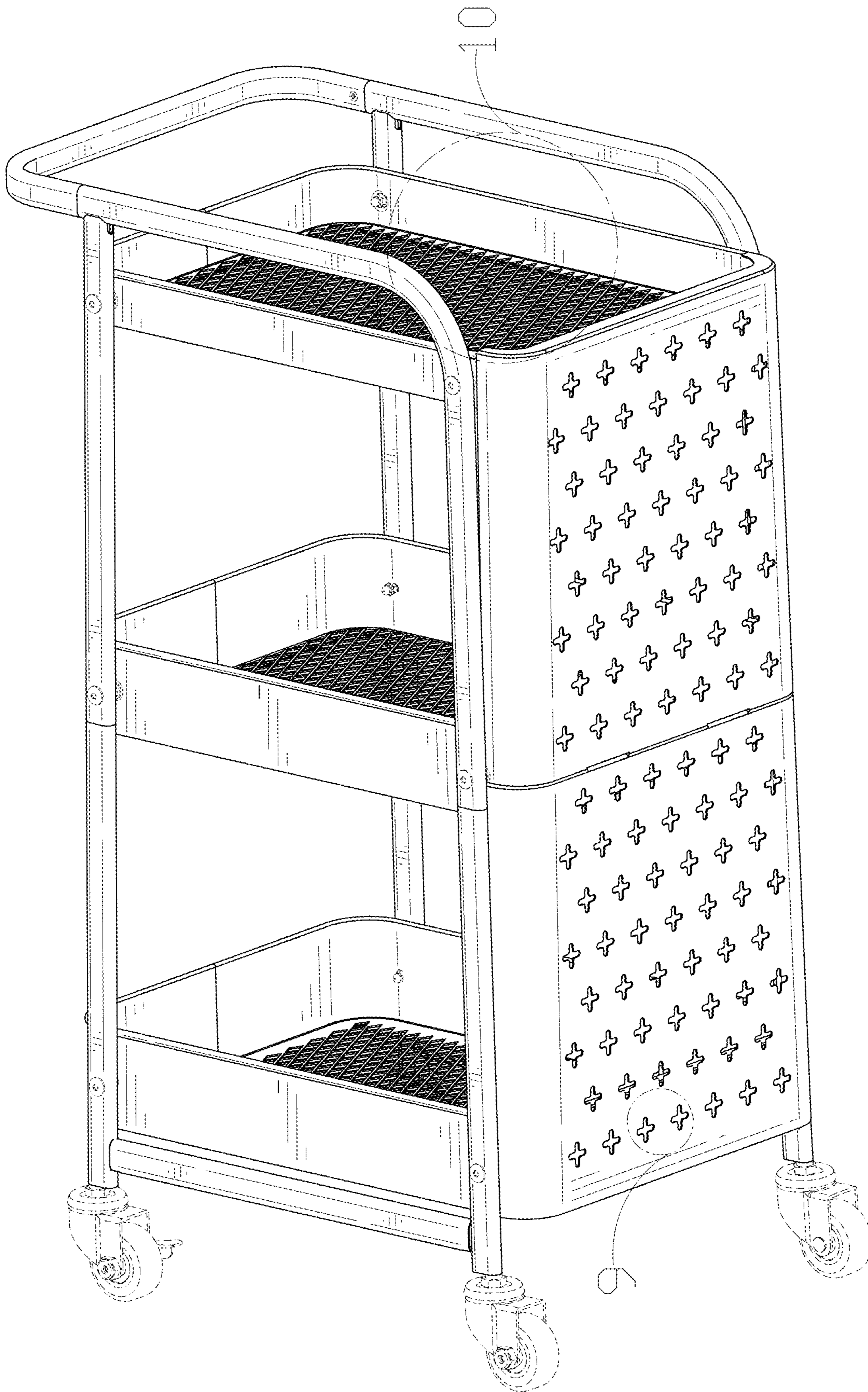


FIG. 1



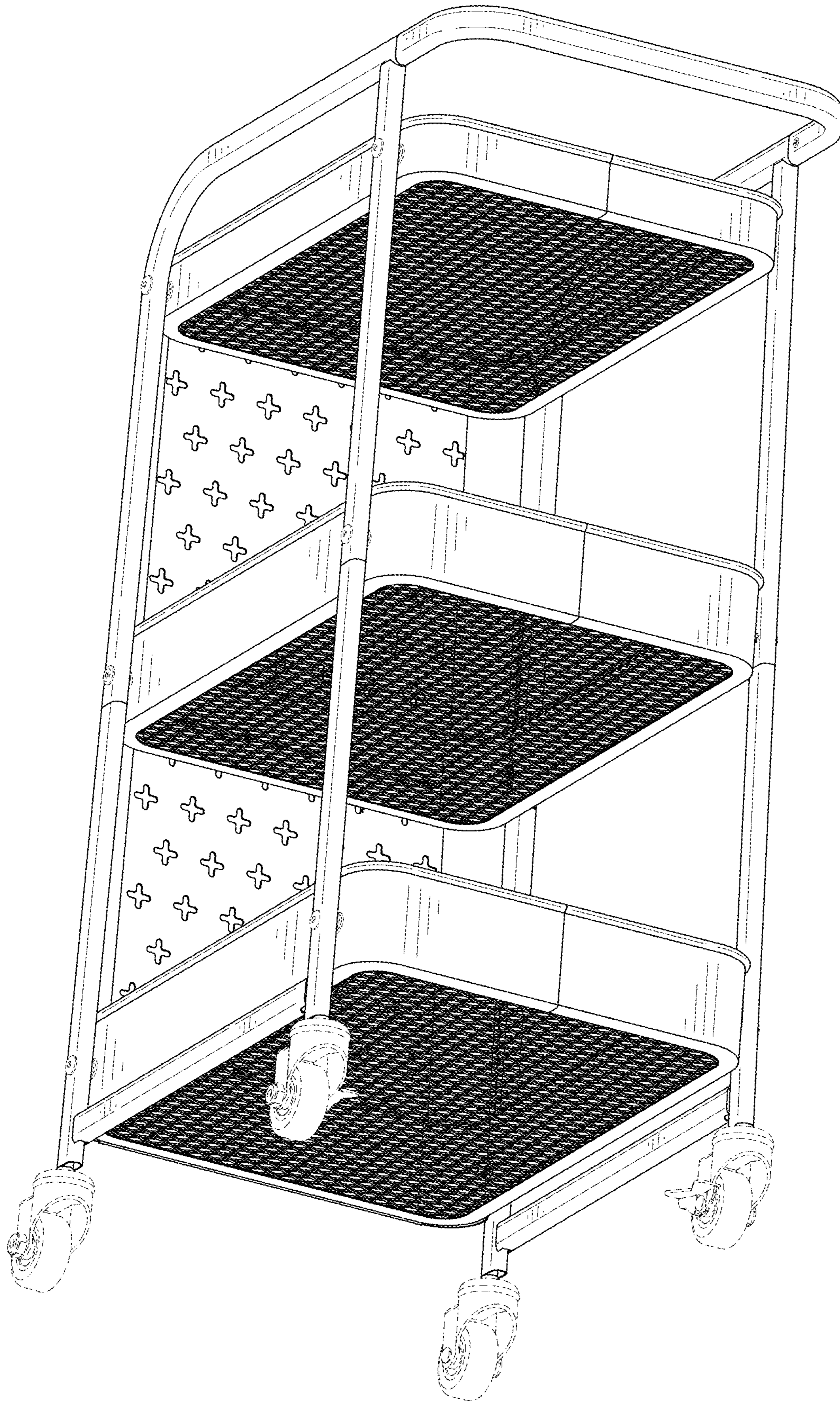


FIG. 2

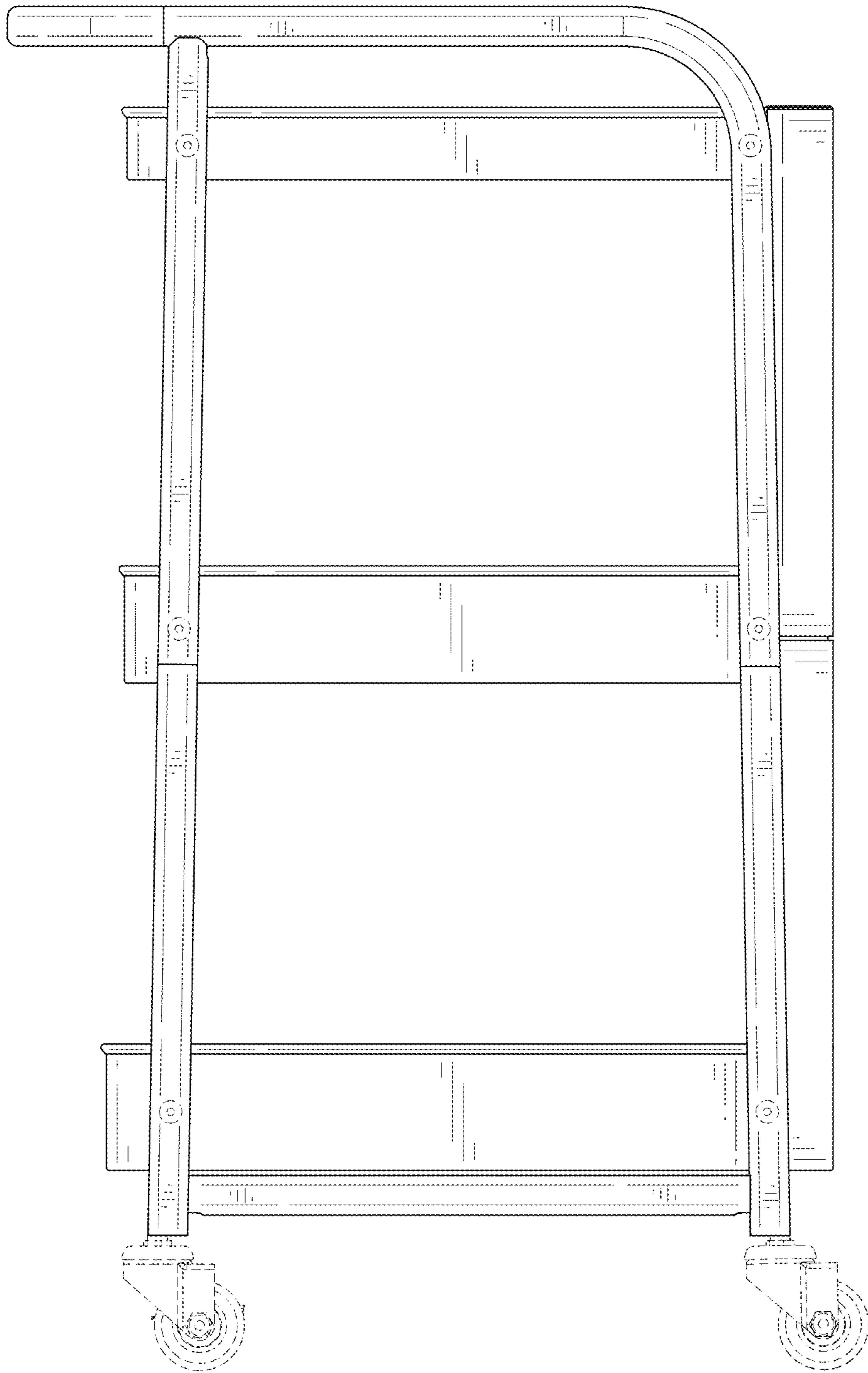


FIG. 3

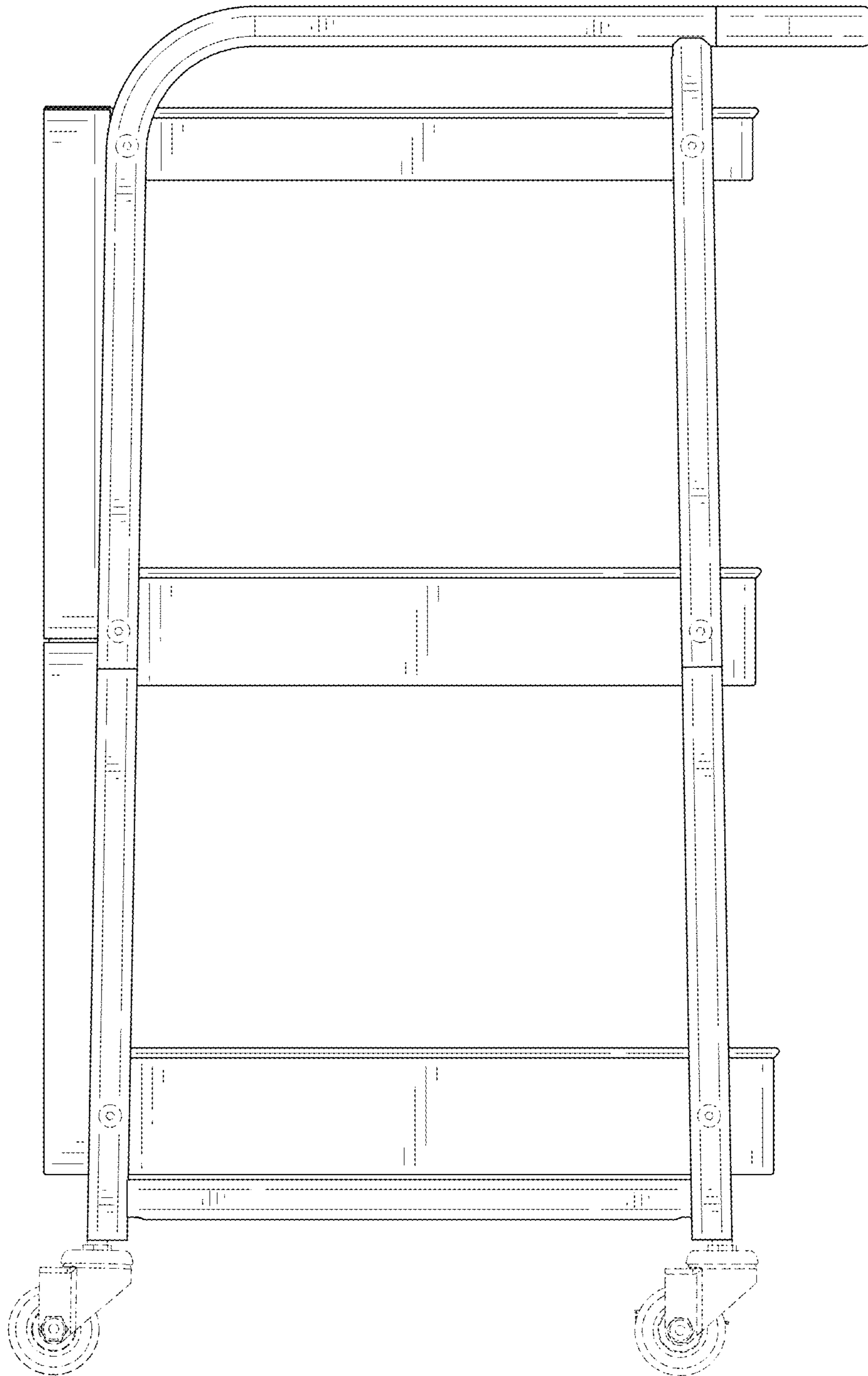


FIG. 4






FIG. 5




FIG. 6




FIG. 7



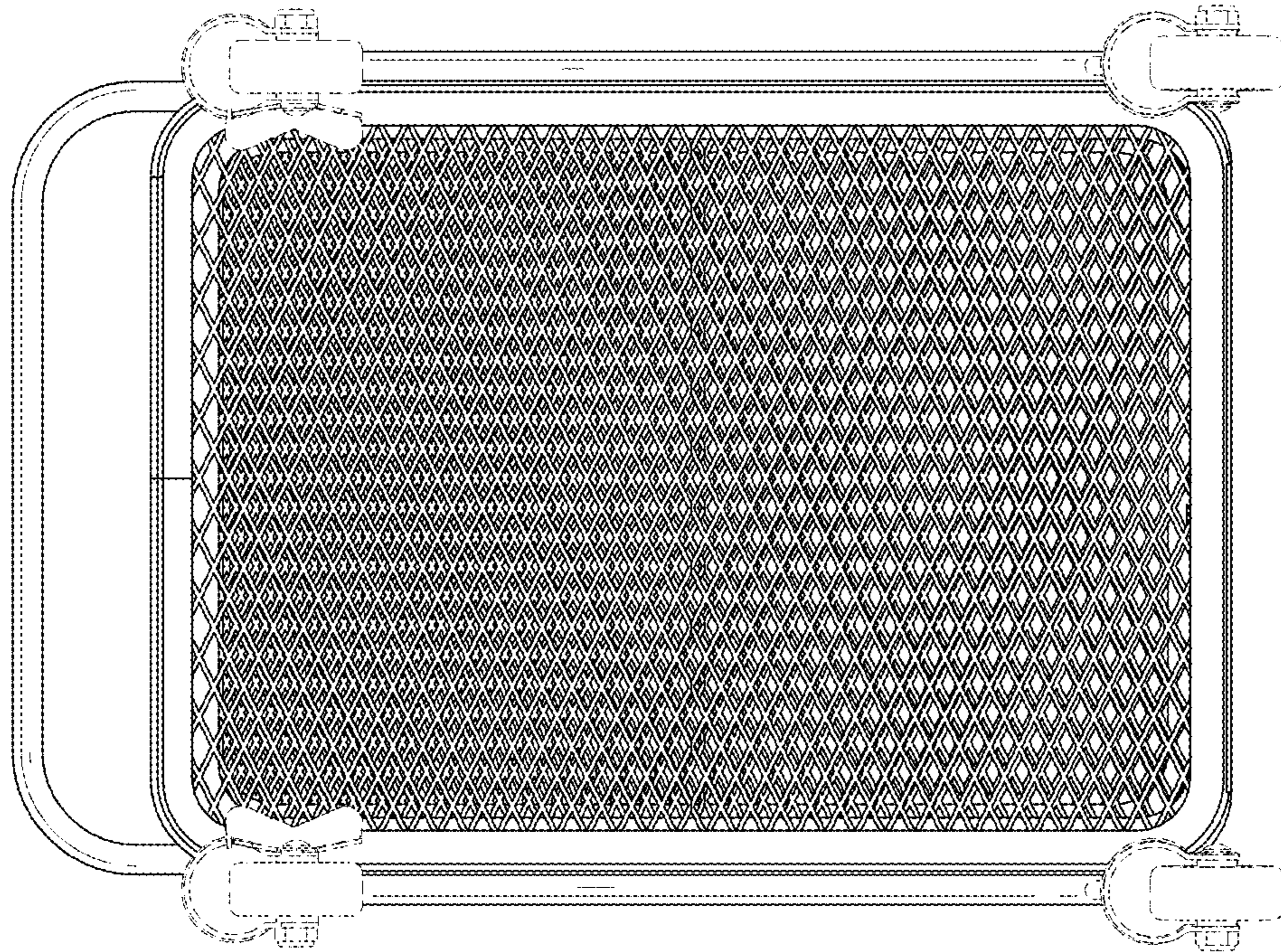


FIG. 8




FIG. 9



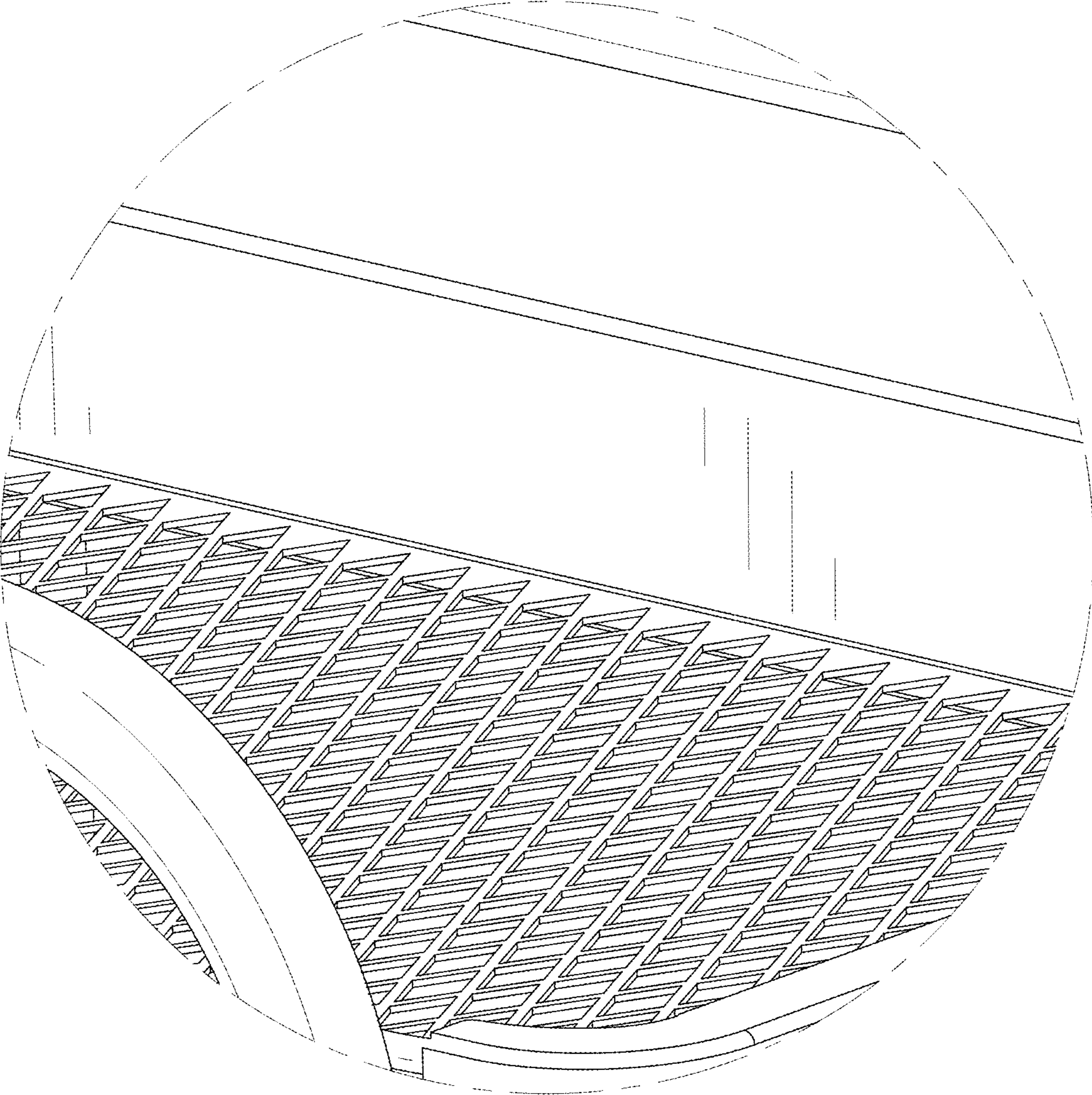


FIG. 10