



US00D901781S

(12) **United States Design Patent**  
**Machson**

(10) **Patent No.:** **US D901,781 S**  
(45) **Date of Patent:** **\*\* Nov. 10, 2020**

(54) **FACE SHIELD**

(71) Applicant: **Roger Machson**, Novato, CA (US)

(72) Inventor: **Roger Machson**, Novato, CA (US)

(\*\*) Term: **15 Years**

(21) Appl. No.: **29/730,890**

(22) Filed: **Apr. 9, 2020**

**Related U.S. Application Data**

(63) Continuation-in-part of application No. 16/778,032, filed on Jan. 31, 2020.

(51) **LOC (12) Cl.** ..... **29-02**

(52) **U.S. Cl.**  
USPC ..... **D29/110**

(58) **Field of Classification Search**  
USPC ..... D29/103-104, 109-110; D2/893, 866,  
D2/882; D24/110.1-110.3; D16/304,  
D16/310, 340

CPC ..... A42B 1/247; A42B 1/064; A42B 3/225;  
A42B 3/222; A42B 3/0406; A41D  
13/1184; A41D 13/1153

See application file for complete search history.

(56) **References Cited**

**U.S. PATENT DOCUMENTS**

2,390,352 A \* 12/1945 Bouchard ..... A61F 9/06  
2/8.1  
D327,141 S \* 6/1992 Hubbard ..... D24/110.2

D349,362 S \* 8/1994 Russell ..... D29/110  
D374,951 S \* 10/1996 Machson ..... D29/110  
D849,328 S \* 5/2019 Tang ..... D29/107  
D853,656 S \* 7/2019 Martin ..... D29/110  
2011/0093998 A1\* 4/2011 Brennan ..... A41D 13/1153  
2/4  
2016/0199674 A1\* 7/2016 Johnson ..... A41D 13/1218  
600/549

**OTHER PUBLICATIONS**

Face Shield with Drape, MarketLab: <https://www.marketlab.com/face-shield-with-drape/p/FaceShieldwithDrape/> (Year: 2020).\*

\* cited by examiner

*Primary Examiner* — Robert A Delehanty

(74) *Attorney, Agent, or Firm* — Larry D. Johnson

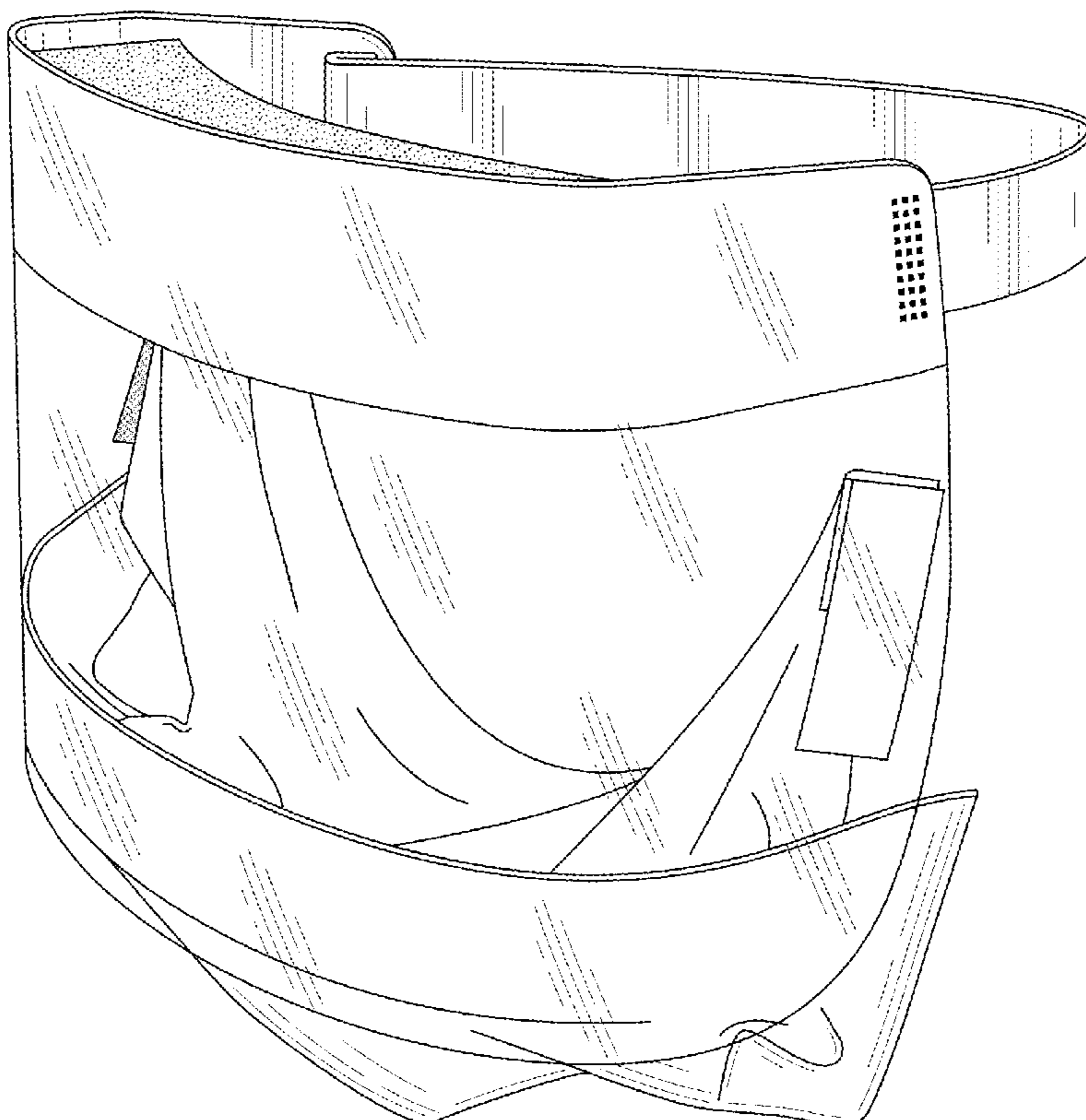
(57) **CLAIM**

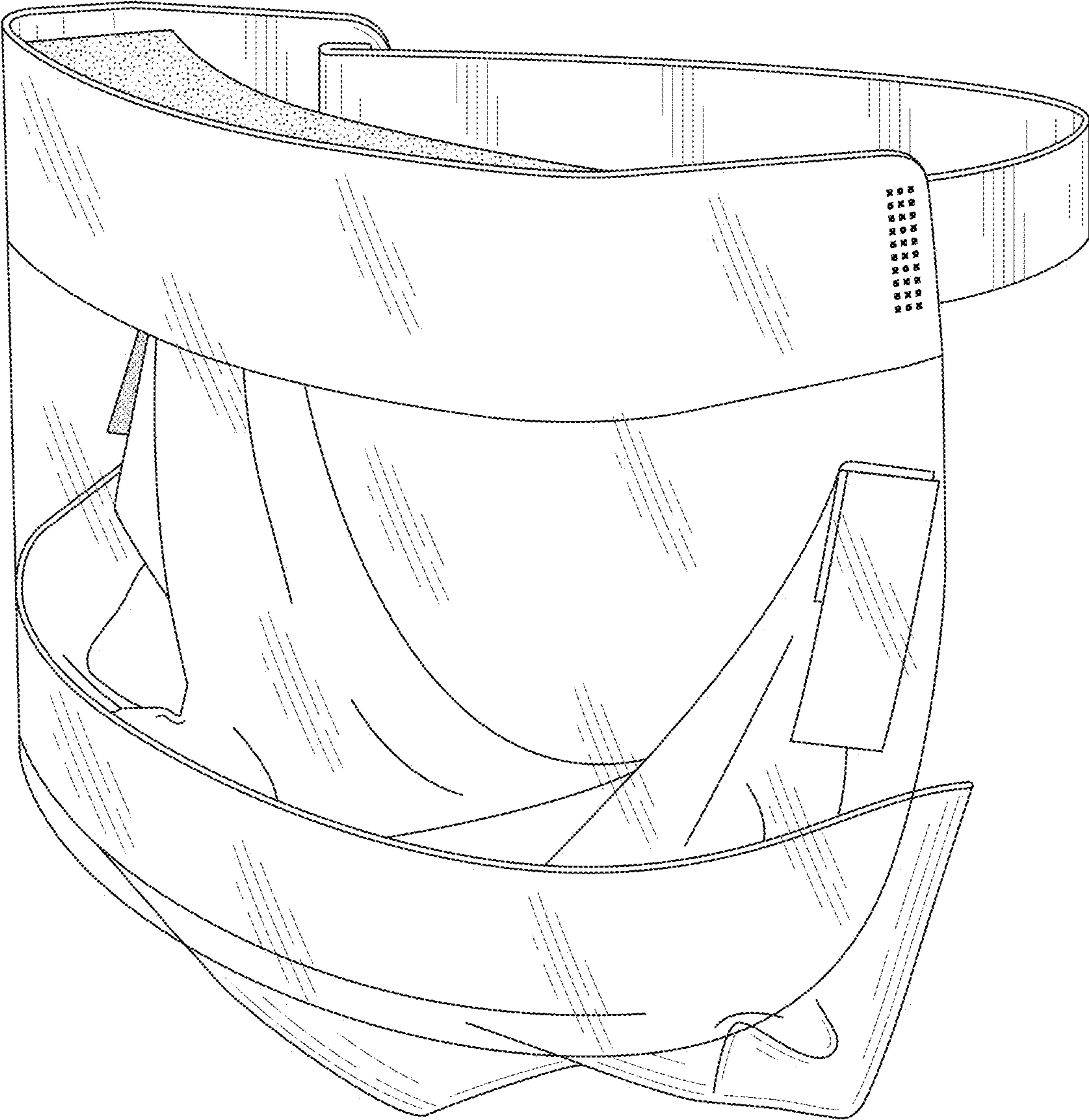
The ornamental design for a face shield, as shown.

**DESCRIPTION**

FIG. 1 is a perspective view thereof;  
FIG. 2 is a front elevation view thereof;  
FIG. 3 is a rear elevation view thereof;  
FIG. 4 is a right side elevation view thereof, the left side elevation view being a mirror image thereof;  
FIG. 5 is a top view thereof;  
FIG. 6 is a bottom view thereof; and,  
FIG. 7 is a perspective view thereof with its downwardly-dependent drape portion in its unfolded configuration.

**1 Claim, 7 Drawing Sheets**





**FIG. 1**

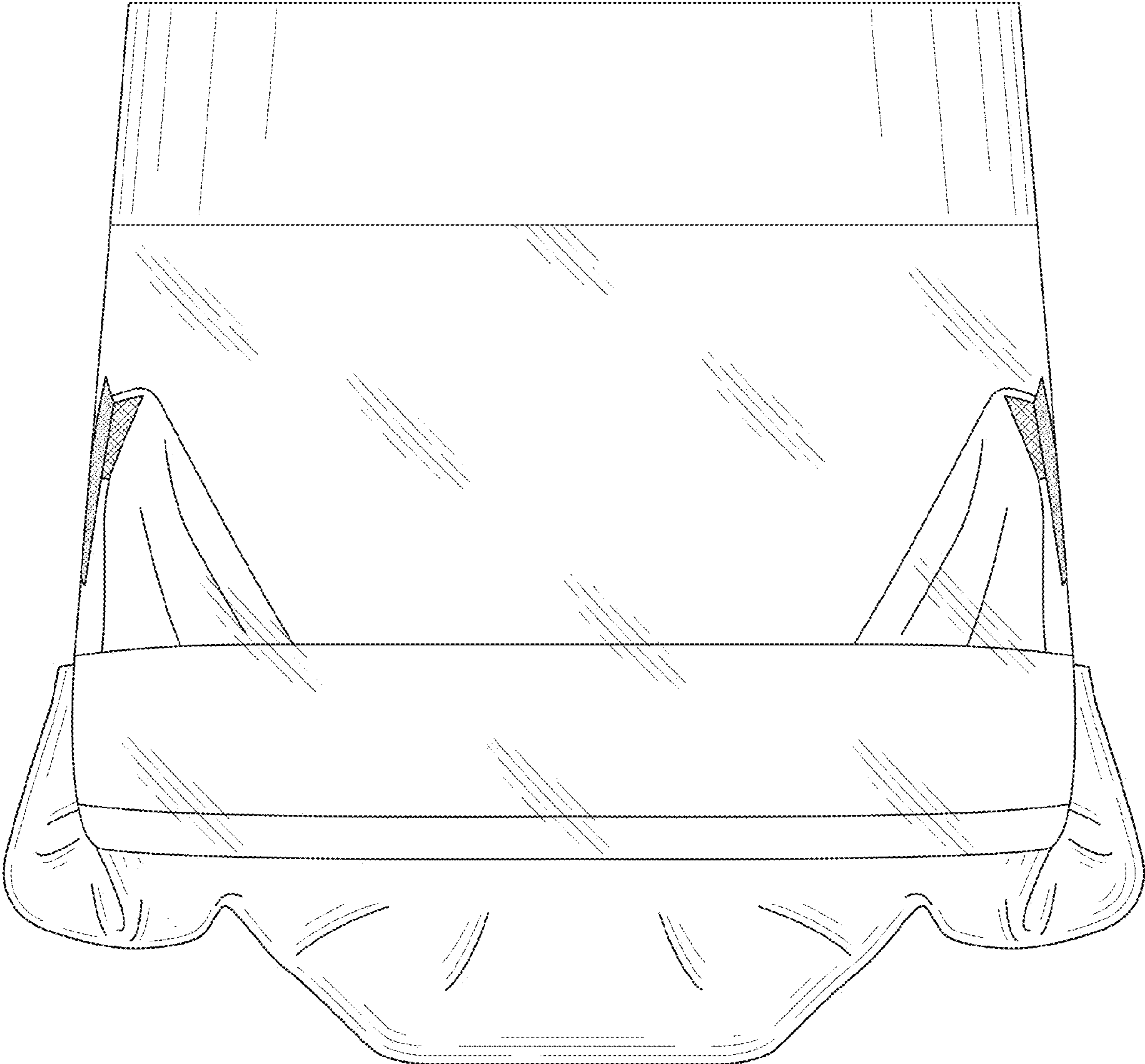


FIG. 2

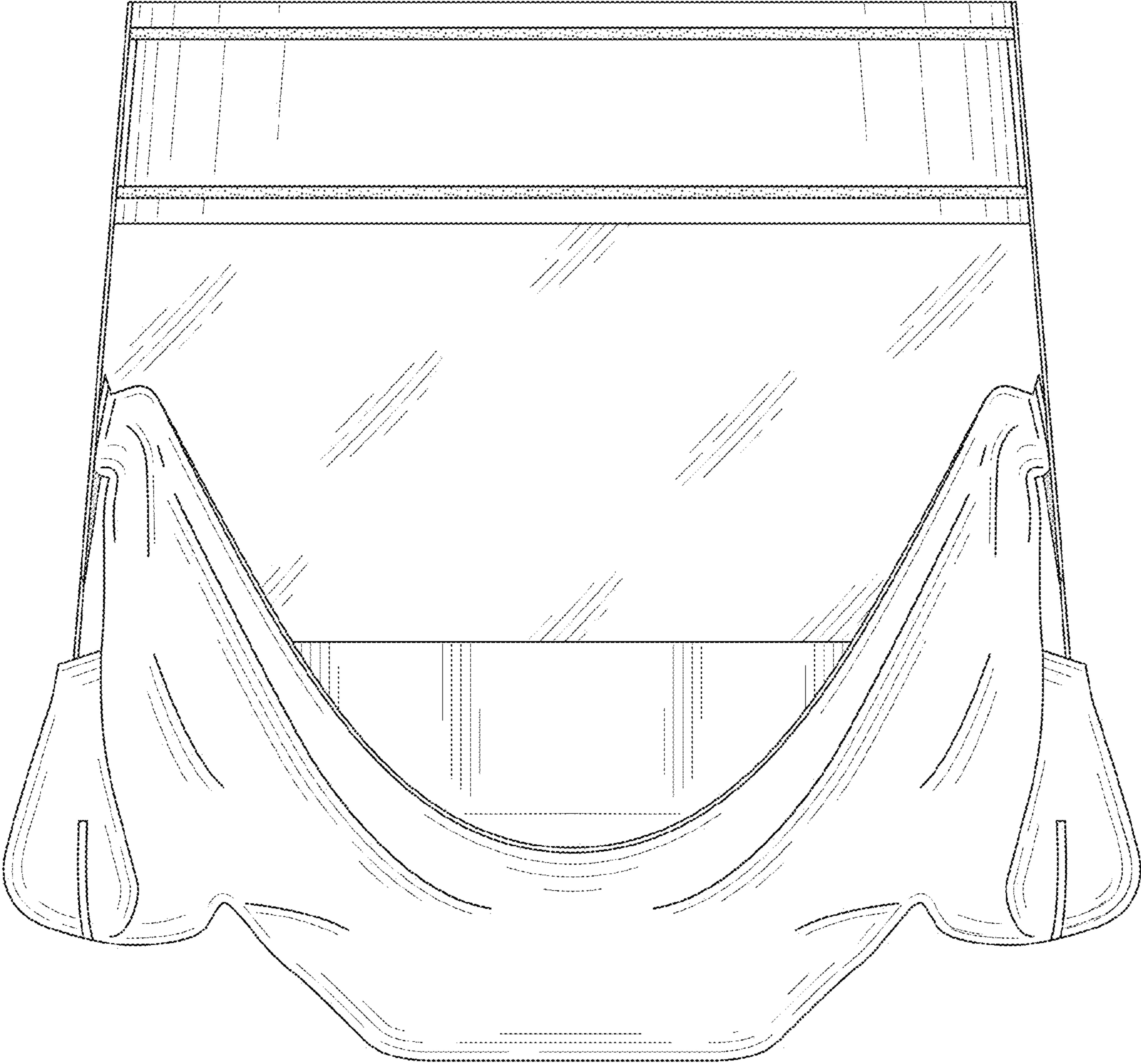


FIG. 3

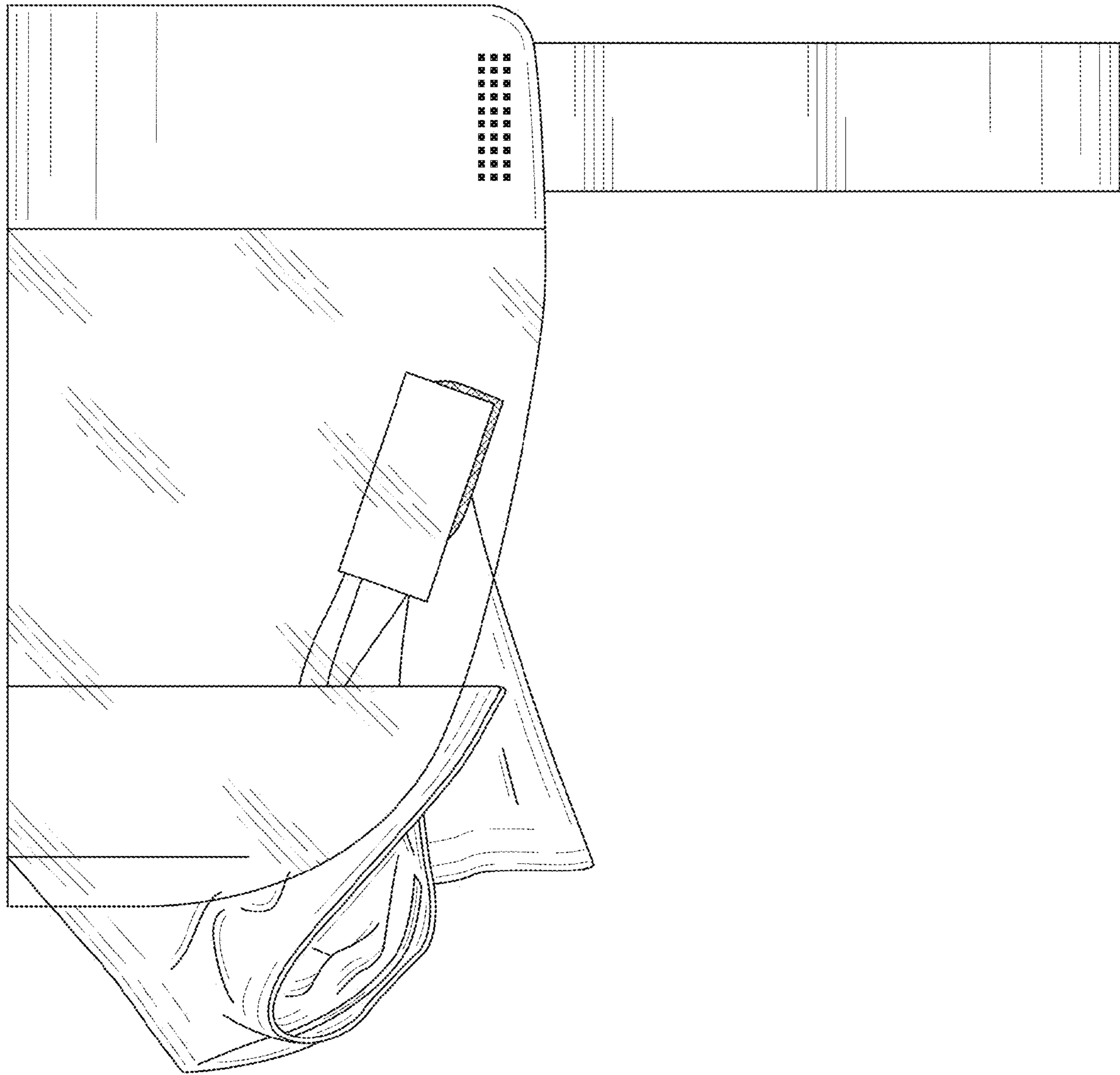


FIG. 4





FIG. 5



**FIG. 6**

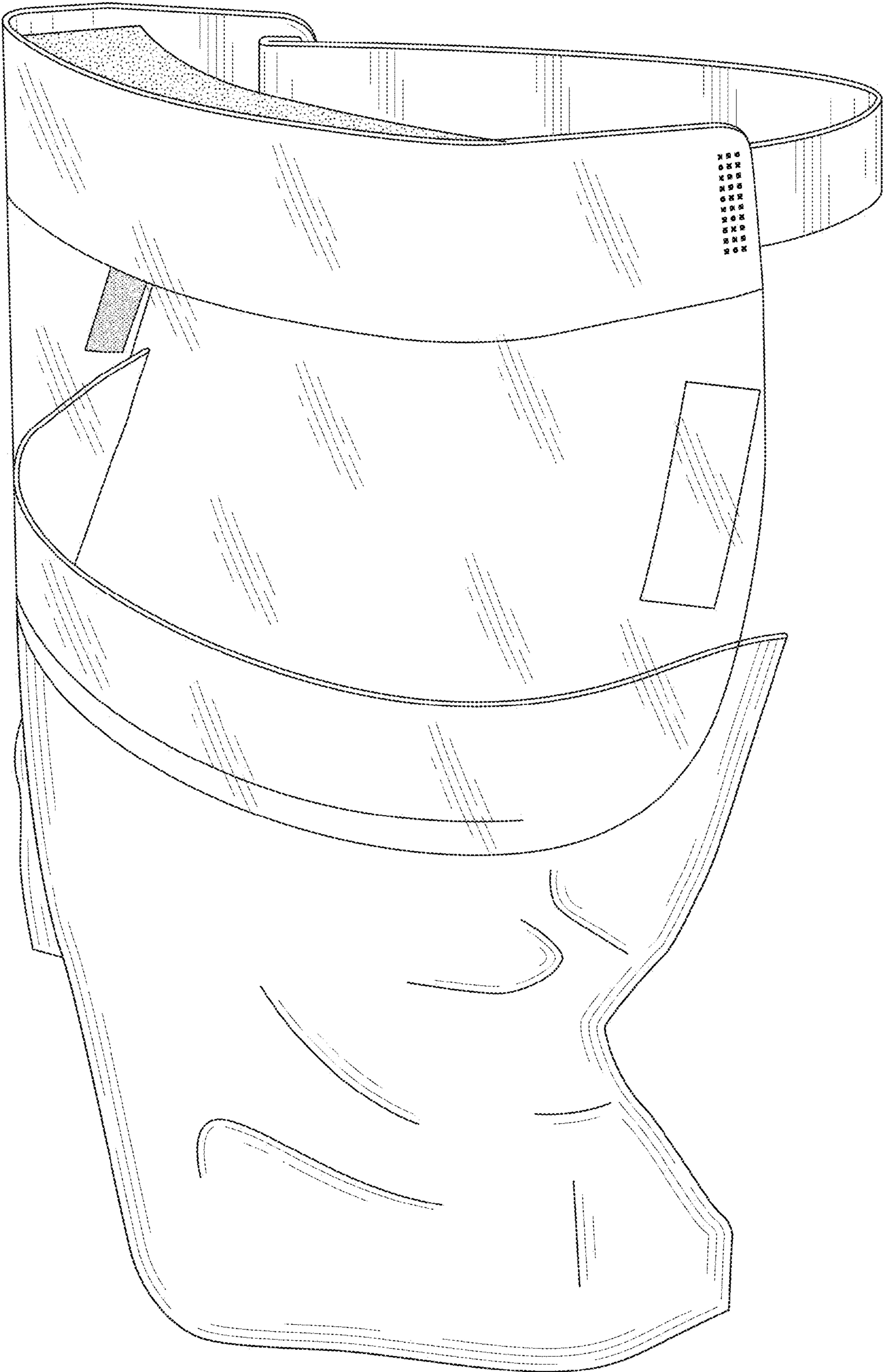


FIG. 7