



US00D901773S

(12) **United States Design Patent** (10) **Patent No.:** **US D901,773 S**  
**Hu** (45) **Date of Patent:** **\*\* Nov. 10, 2020**

(54) **HAIR BAND**  
(71) Applicant: **Pei Hu**, Yiwu (CN)  
(72) Inventor: **Pei Hu**, Yiwu (CN)  
(\*\*) Term: **15 Years**  
(21) Appl. No.: **29/695,652**  
(22) Filed: **Jun. 20, 2019**  
(51) **LOC (12) Cl.** ..... **28-41**  
(52) **U.S. Cl.**  
USPC ..... **D28/41**  
(58) **Field of Classification Search**  
USPC ..... D28/31-34, 39-43; D19/34, 65;  
D8/395; D9/434, 443  
CPC ... A45D 8/24; A45D 8/26; A45D 8/28; A45D  
8/30; A45D 8/32; A45D 8/34; A45D  
8/36; A45D 8/38; A45D 8/40  
See application file for complete search history.

D709,648 S \* 7/2014 Hsu ..... A45D 8/00  
D28/41  
D816,903 S \* 5/2018 Tsai ..... D28/41  
D816,904 S \* 5/2018 Tsai ..... D28/41  
D827,199 S \* 8/2018 Tsai ..... D28/41  
D833,072 S \* 11/2018 Zhang ..... D28/41  
D842,540 S \* 3/2019 Yu ..... D28/41  
D843,057 S \* 3/2019 Chu ..... D28/41

\* cited by examiner

*Primary Examiner* — Zenia I Bennett

(74) *Attorney, Agent, or Firm* — Law Offices of Steven W. Weinrieb

(57) **CLAIM**

The ornamental design for a hair band, as shown and described.

**DESCRIPTION**

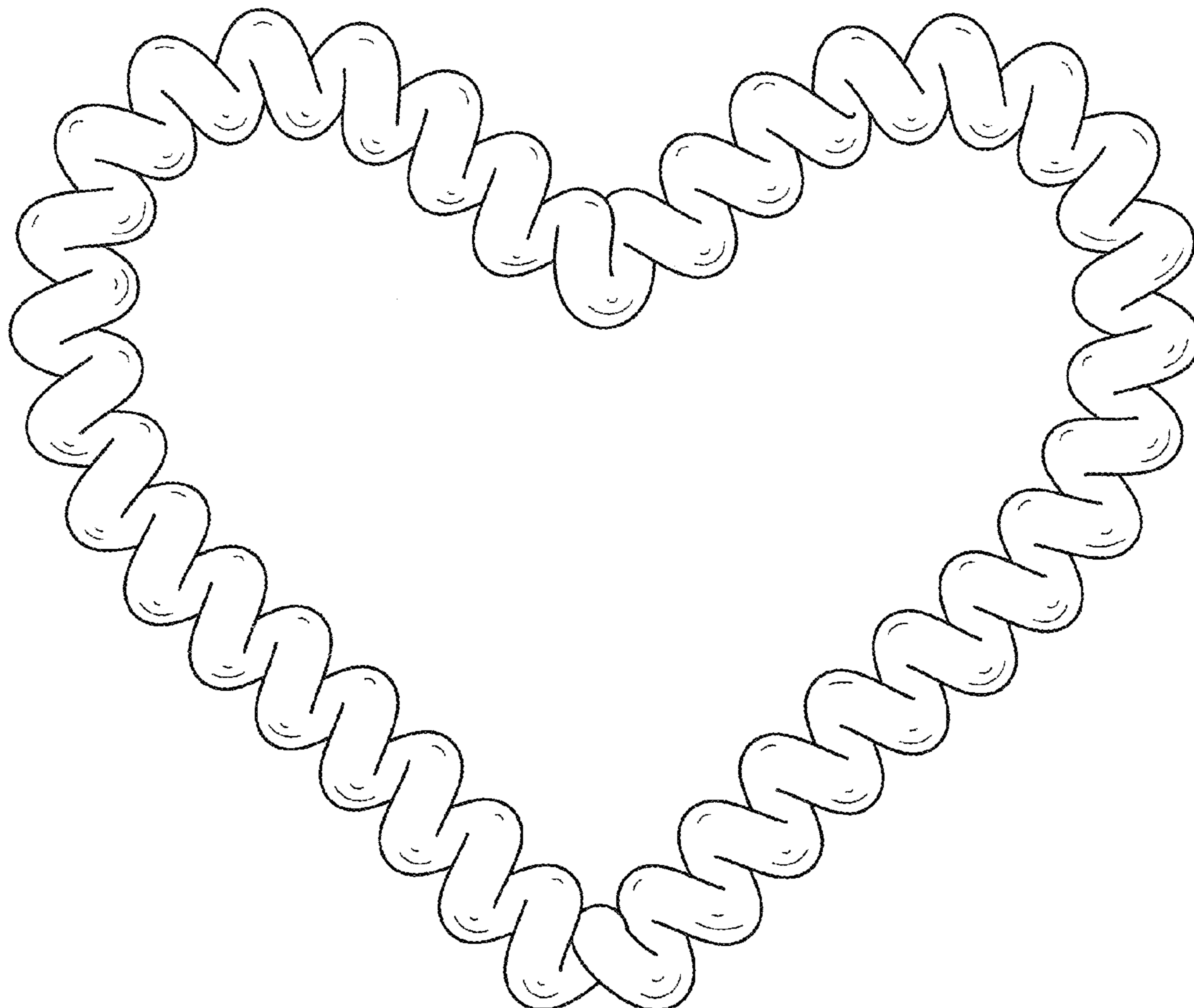
FIG. 1 is a front, left side, top perspective view of a hair band showing my new design;  
FIG. 2 is a front elevational view thereof;  
FIG. 3 is a rear elevational view thereof;  
FIG. 4 is a left side elevational view thereof;  
FIG. 5 is a right side elevational view thereof;  
FIG. 6 is a top plan view thereof; and,  
FIG. 7 is a bottom plan view thereof.

**1 Claim, 7 Drawing Sheets**

(56) **References Cited**

**U.S. PATENT DOCUMENTS**

D651,745 S \* 1/2012 Carey ..... D28/41  
D666,770 S \* 9/2012 Hsu ..... D28/41  
D698,996 S \* 2/2014 Krasniansky ..... D28/41



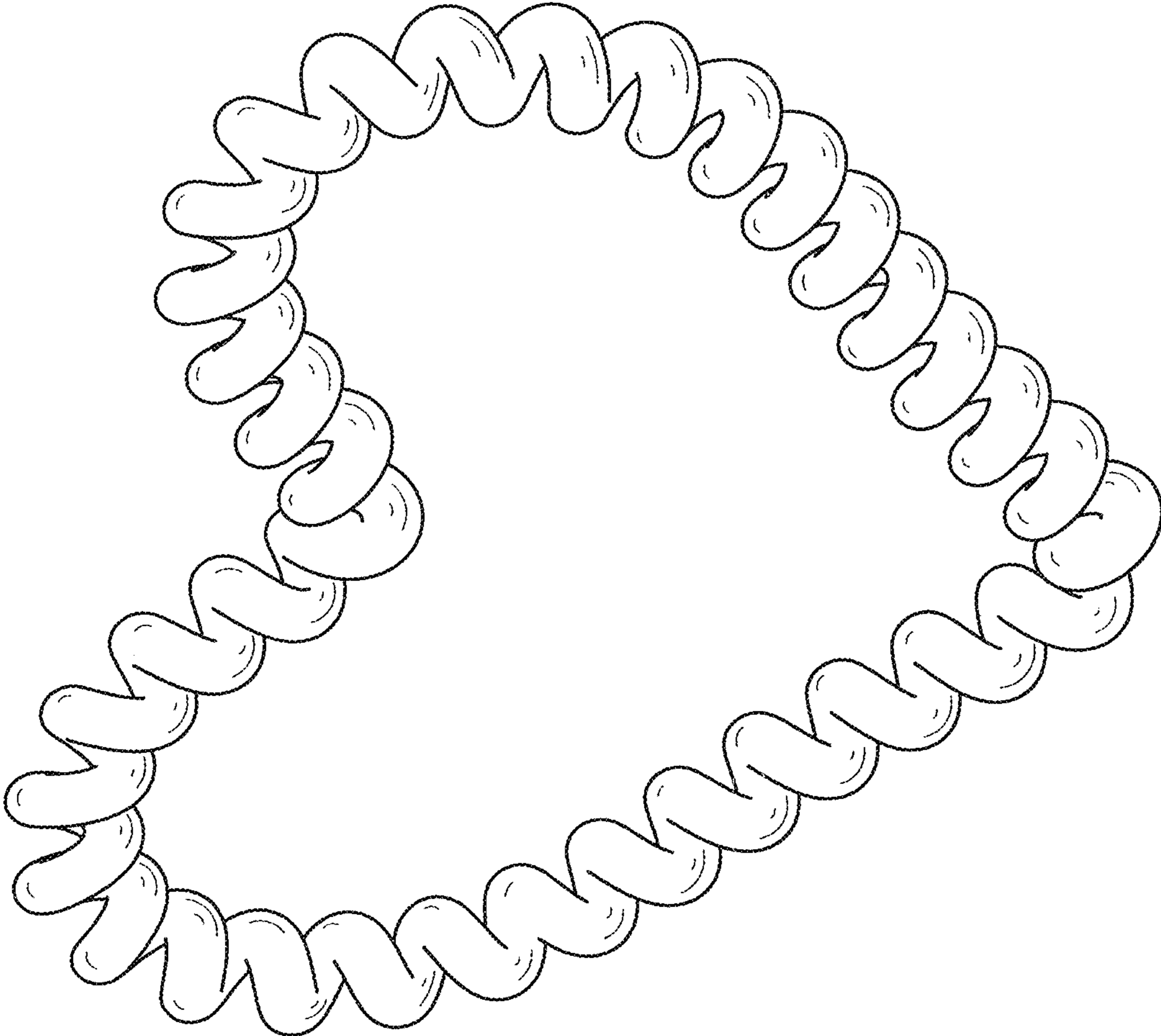


FIG. 1

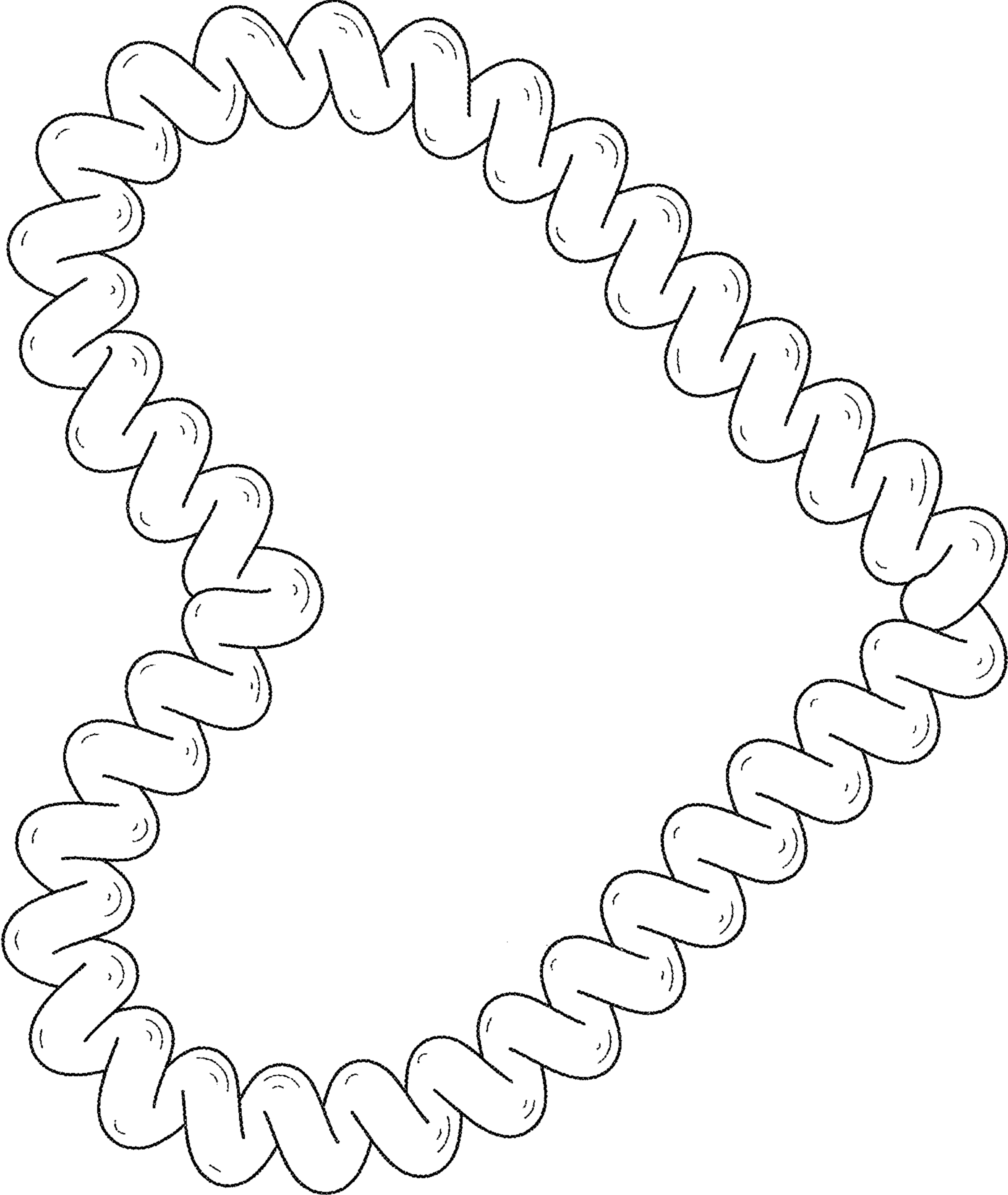


FIG. 2

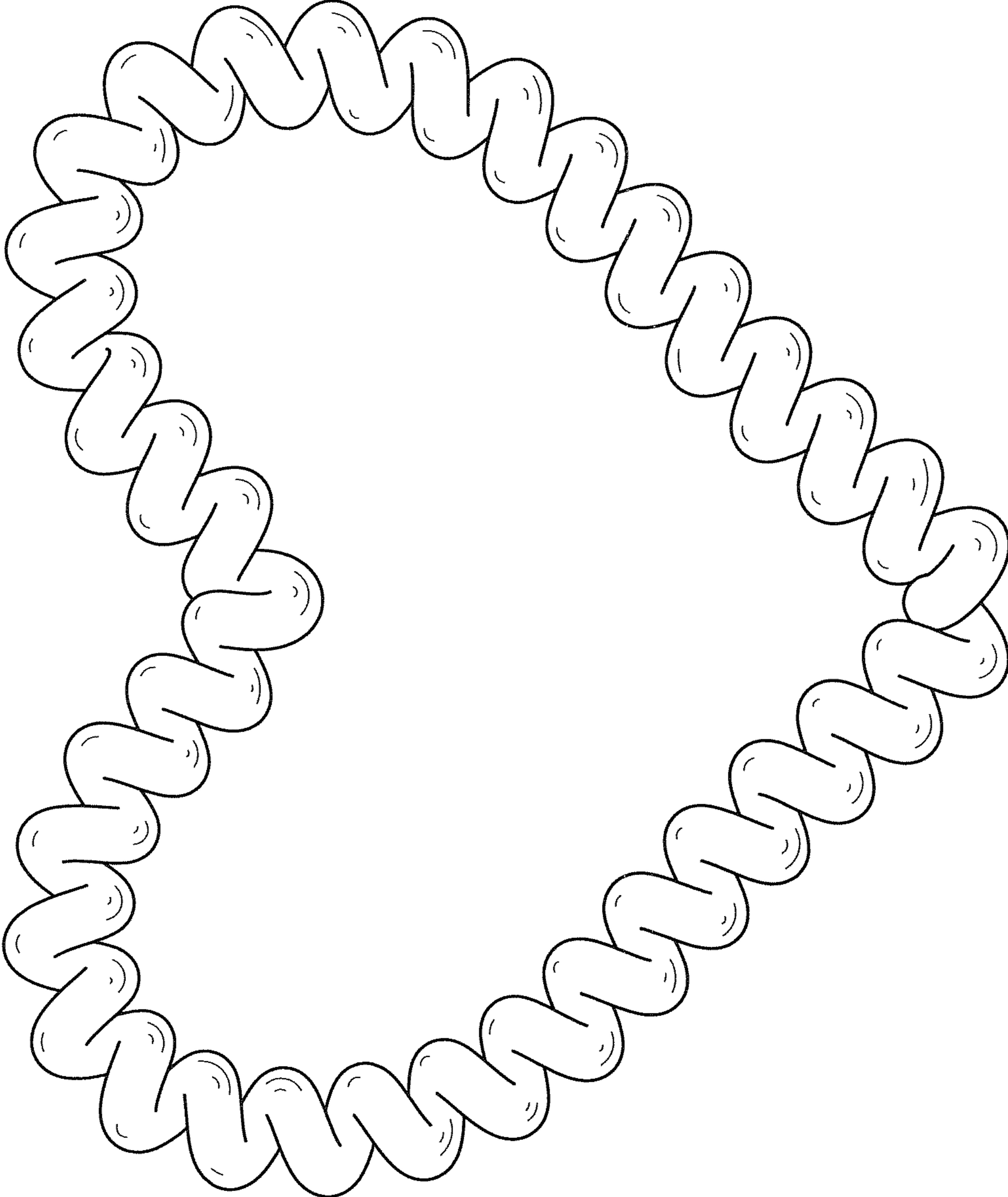


FIG. 3



FIG. 4



FIG. 5



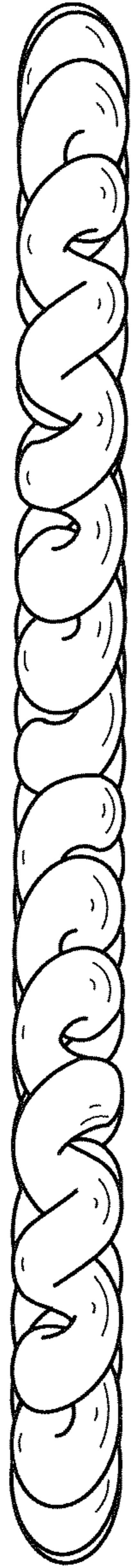


FIG. 6



FIG. 7