



US00D901770S

(12) **United States Design Patent** (10) **Patent No.:** **US D901,770 S**
Wang (45) **Date of Patent:** **** Nov. 10, 2020**

(54) **COMBINED HAIR STRAIGHTENER AND CURLER**

(71) Applicant: **Bin Wang**, Zhejiang (CN)

(72) Inventor: **Bin Wang**, Zhejiang (CN)

(**) Term: **15 Years**

(21) Appl. No.: **29/689,167**

(22) Filed: **Apr. 27, 2019**

(51) **LOC (12) Cl.** **28-03**

(52) **U.S. Cl.**
USPC **D28/35**

(58) **Field of Classification Search**
USPC D28/35, 37-38
CPC A45D 2/001; A45D 2/002; A45D 1/06;
A45D 1/08; A45D 1/10; A45D 1/12;
A45D 1/14; A45D 1/18

See application file for complete search history.

(56) **References Cited**

U.S. PATENT DOCUMENTS

D682,467 S *	5/2013	Kim	D28/35
8,955,527 B2 *	2/2015	Smith	A45D 1/14 132/224
D747,038 S *	1/2016	Speh	D28/35
D776,871 S *	1/2017	Smith	D28/35
D780,374 S *	2/2017	Yu	D28/35
D791,408 S *	7/2017	Brady	D28/35
D838,039 S *	1/2019	Zhou	D28/35

OTHER PUBLICATIONS

https://www.amazon.com/Straighteners-Adjustable-Temperature-Straightener-Champagne/dp/B08732QHHR/ref=cm_cr_arp_d_product_top?ie=UTF8 AQSURE hair straightener, www.amazon.com, 1 page, reviewed as early as Sep. 2019 (Year: 2019).*

* cited by examiner

Primary Examiner — Jennifer Rivard

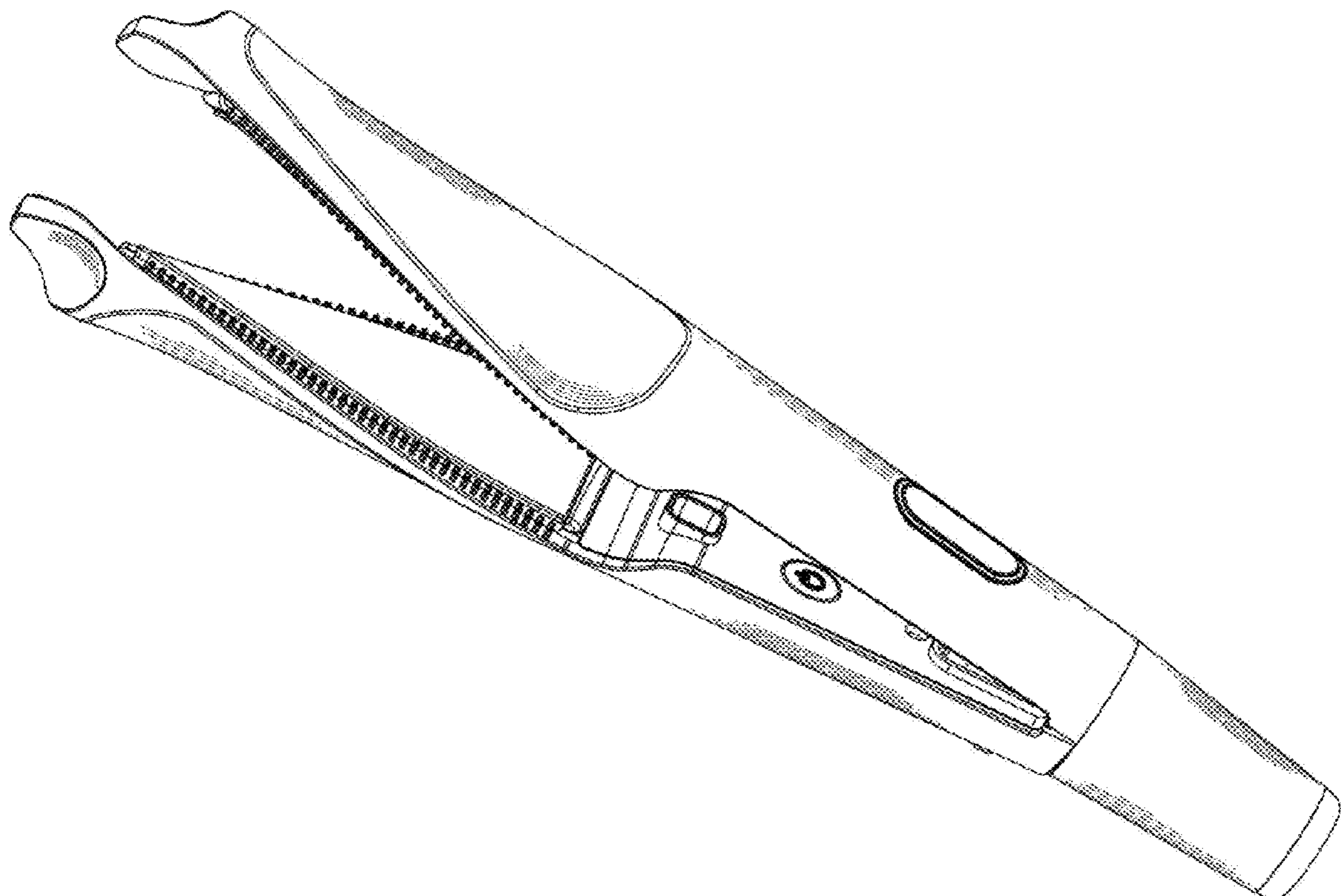
(57) **CLAIM**

I claim the ornamental design for the combined hair straightener and curler, as shown and described.

DESCRIPTION

FIG. 1 is a perspective view of a combined hair straightener and curler showing my new design;
FIG. 2 is a front elevational view thereof;
FIG. 3 is a rear elevational view thereof;
FIG. 4 is a left side elevational view thereof;
FIG. 5 is a right side elevational view thereof;
FIG. 6 is a top plan view thereof;
FIG. 7 is a bottom plan view thereof;
FIG. 8 is a perspective view showing the combined hair straightener and curler in an open state; and,
FIG. 9 is another perspective view showing the combined hair straightener and curler in an open state.

1 Claim, 9 Drawing Sheets



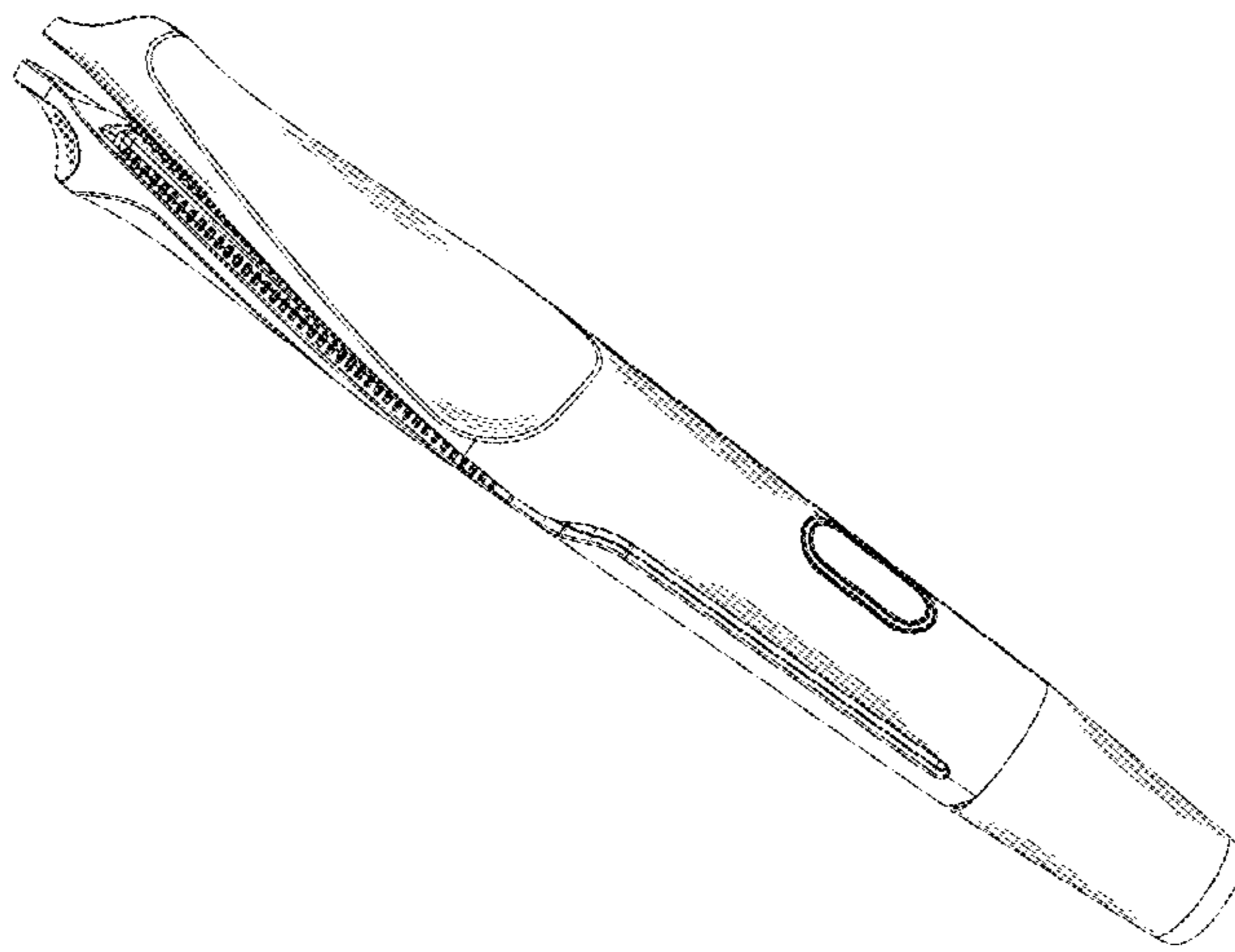


FIG. 1




FIG. 2

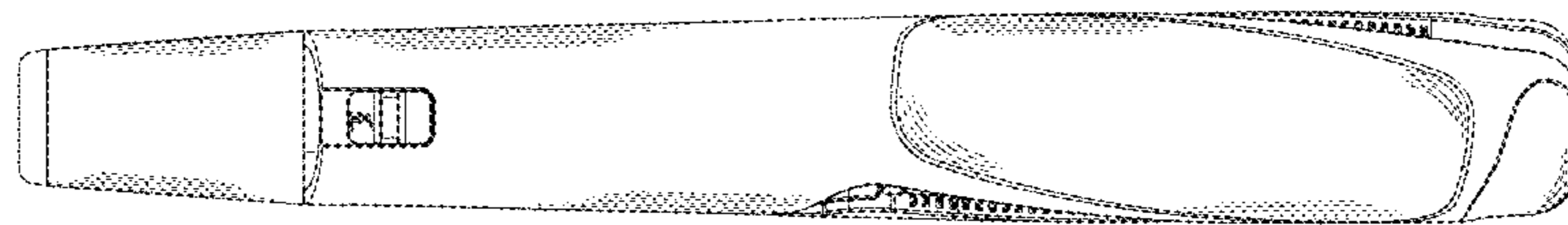


FIG. 3

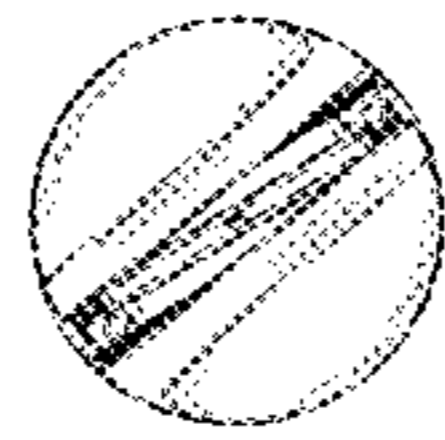


FIG. 4

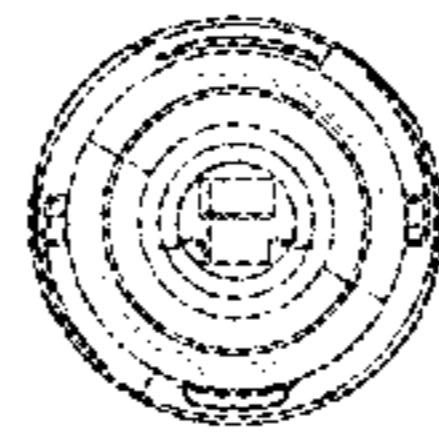


FIG. 5

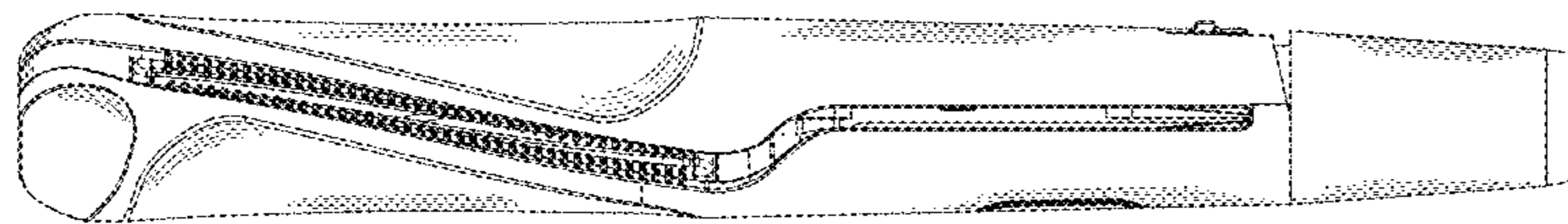


FIG. 6

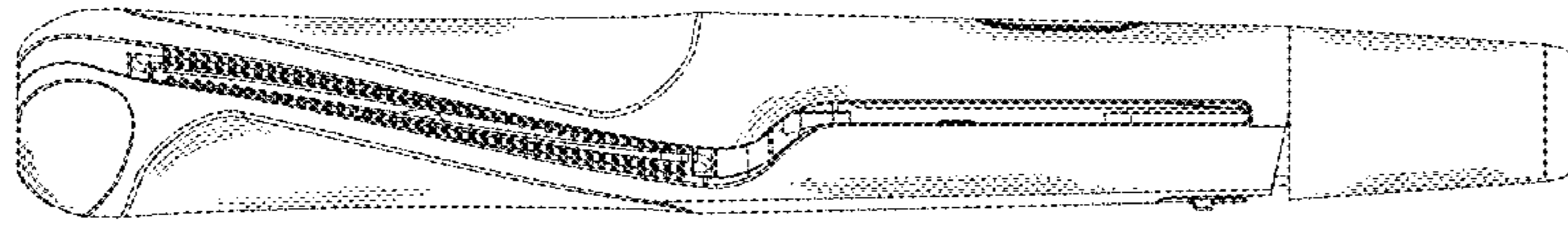


FIG. 7

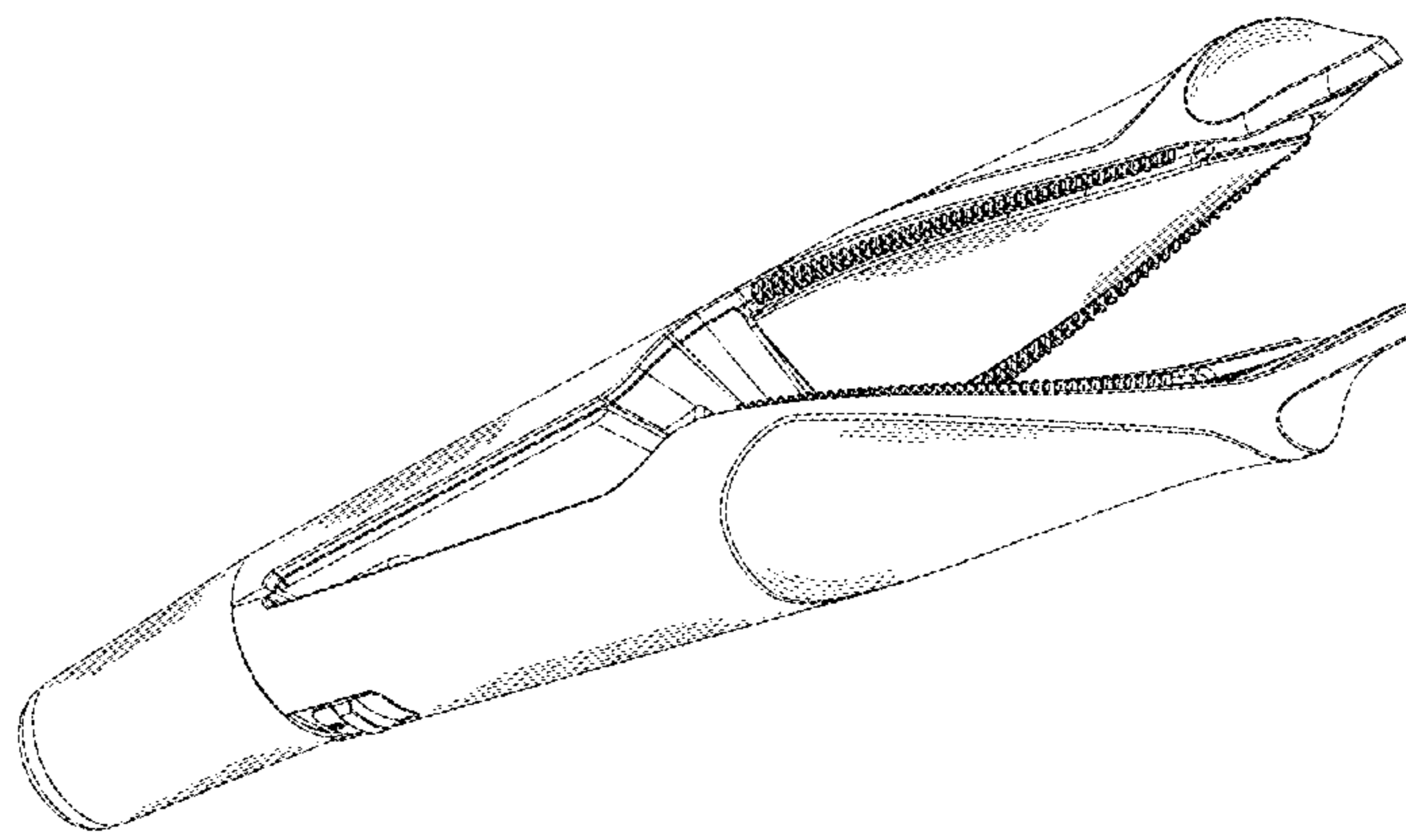


FIG. 8

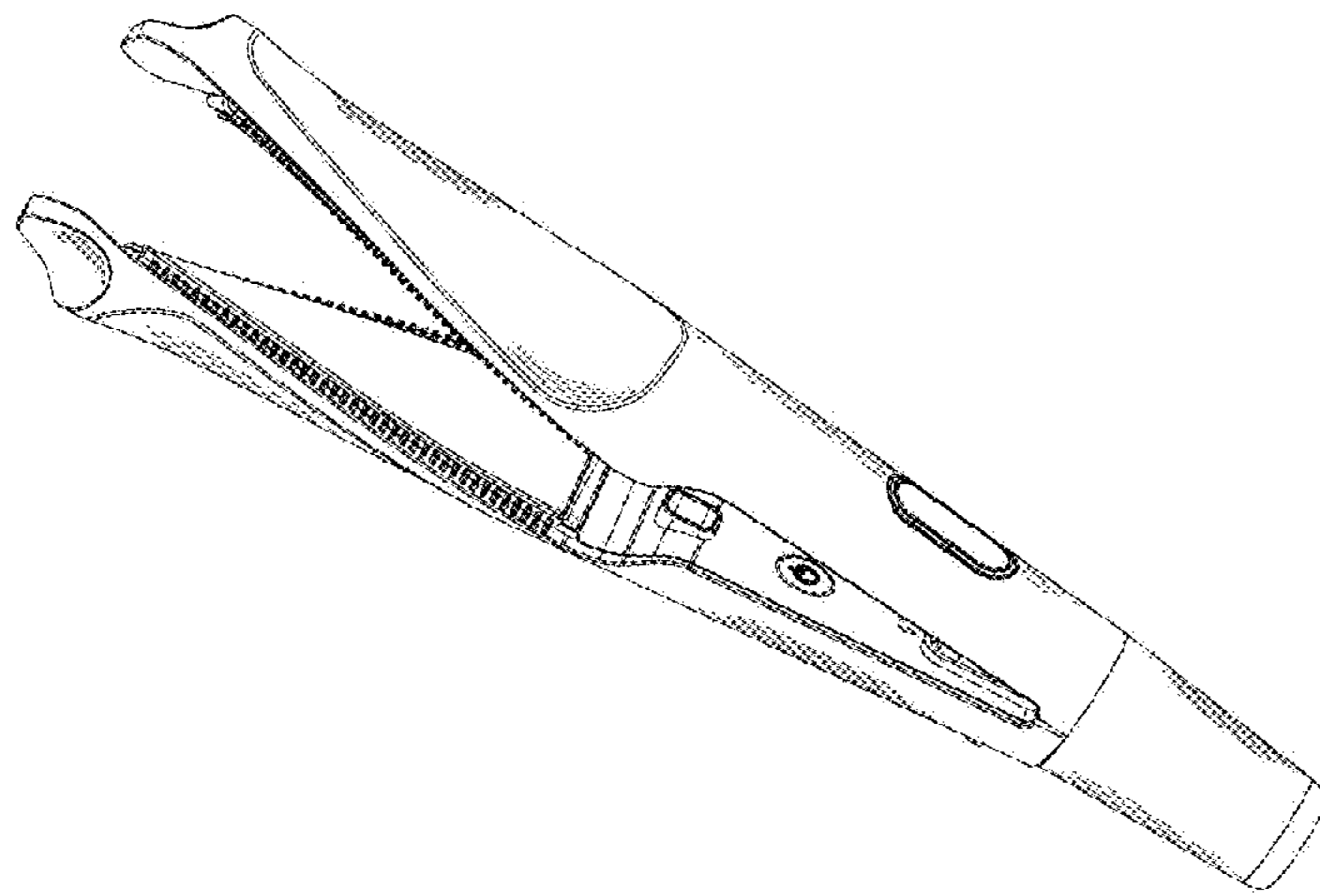


FIG. 9