



US00D901761S

(12) **United States Design Patent** (10) **Patent No.:** **US D901,761 S**
Zhu (45) **Date of Patent:** **** Nov. 10, 2020**

(54) **ELECTRONIC CIGARETTE**
(71) Applicant: **SHENZHEN KANGER TECHNOLOGY CO., LTD.**, Shenzhen (CN)
(72) Inventor: **Xiaochun Zhu**, Shenzhen (CN)
(73) Assignee: **SHENZHEN KANGER TECHNOLOGY CO., LTD.**, Shenzhen (CN)

D832,500 S * 10/2018 Qiu D27/162
D834,246 S * 11/2018 Qiu D27/162
D837,446 S * 1/2019 Durand D27/101
D855,251 S * 7/2019 Qiu D27/162
D874,718 S * 2/2020 Qiu D27/162
D876,004 S * 2/2020 Wang D27/101
D881,457 S * 4/2020 Ouyang D27/162
10,609,962 B2 * 4/2020 Zhu A24F 40/50
D884,267 S * 5/2020 Wang D27/162
D885,656 S * 5/2020 Clough D27/162
D892,397 S * 8/2020 Li D27/162

(**) Term: **15 Years**
(21) Appl. No.: **29/700,397**
(22) Filed: **Aug. 1, 2019**

(30) **Foreign Application Priority Data**
Apr. 25, 2019 (CN) 2019 3 0195235
(51) **LOC (12) Cl.** **27-02**
(52) **U.S. Cl.**
USPC **D27/162**
(58) **Field of Classification Search**
USPC D27/162, 100, 101, 163-165, 172, 174,
D27/183, 185-194; D24/110, 110.5;
D23/366
CPC A24F 47/002; A24F 47/006; A24F 47/008;
A61M 15/00; A61M 15/06
See application file for complete search history.

(56) **References Cited**
U.S. PATENT DOCUMENTS
D799,110 S * 10/2017 Qiu D27/101
D799,112 S * 10/2017 Qiu D27/101
D799,113 S * 10/2017 Qiu D27/101
D818,636 S * 5/2018 Qiu D27/101
D819,263 S * 5/2018 Zhu D27/101
D825,834 S * 8/2018 Chen D27/101
D827,195 S * 8/2018 Chen D27/101
D829,371 S * 9/2018 Durand D27/101
D829,980 S * 10/2018 Qiu D27/162

OTHER PUBLICATIONS

Electronic Cigarette by: Xiaochun Zhu, found on line Enjoy Vaping? Then Try These E-Cigarettes Sep. 18, 2019 <https://www.thatsmags.com/beijing/post/29421/enjoy-vaping-then-try-these-e-cigarettes>, Sep. 18, 2019.*

* cited by examiner

Primary Examiner — Marissa J Cash
Assistant Examiner — Rebecca Tsehaye

(57) **CLAIM**

The ornamental design for an electronic cigarette, as shown and described.

DESCRIPTION

FIG. 1 is a perspective view of the electronic cigarette showing my new design;
FIG. 2 is a front elevational view thereof;
FIG. 3 is a rear elevational view thereof;
FIG. 4 is a left side elevational view thereof;
FIG. 5 is a right side elevational view thereof;
FIG. 6 is a top plan view thereof;
FIG. 7 is a bottom plan view thereof; and,
FIG. 8 is an exploded perspective view of the electronic cigarette.
The broken lines illustrate portions of the electronic cigarette that form no part of the claimed design.

1 Claim, 8 Drawing Sheets



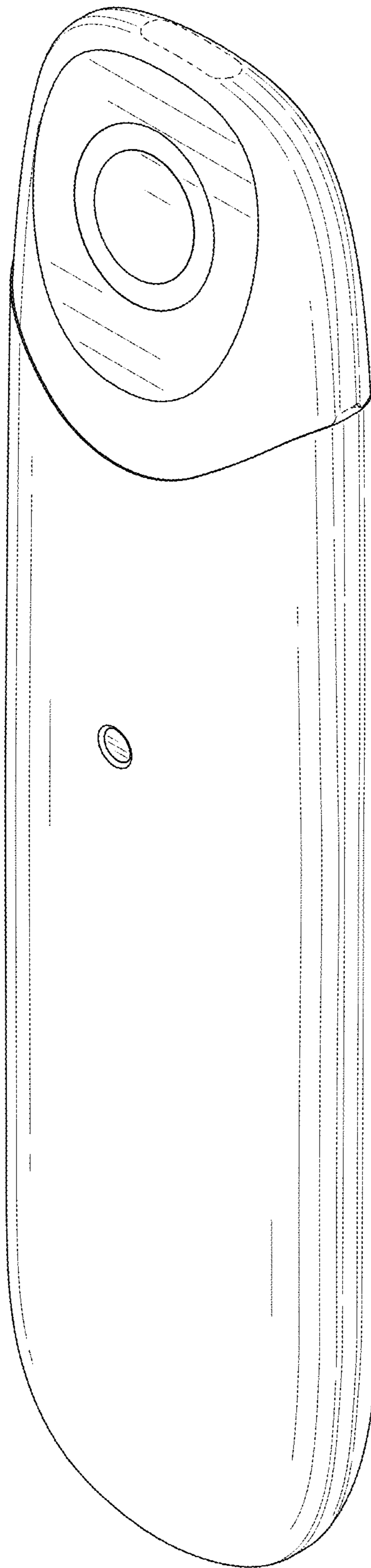


FIG. 1

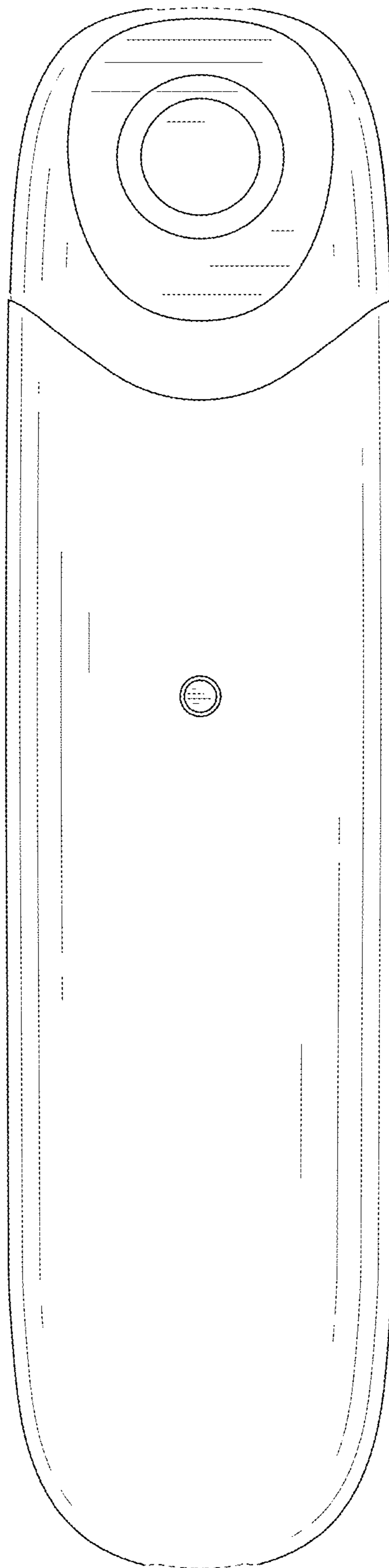


FIG. 2




FIG. 3

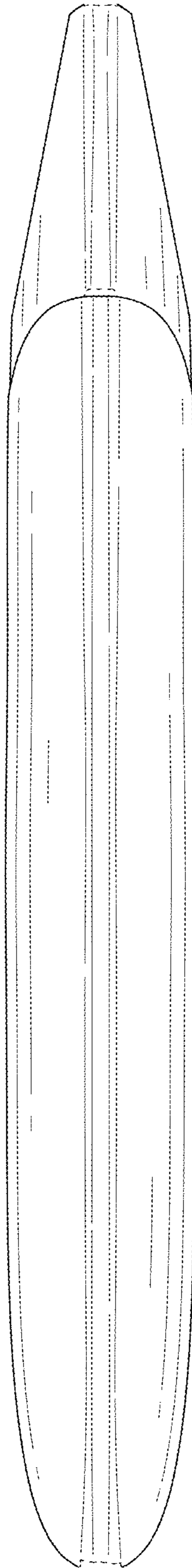


FIG. 4




FIG. 5

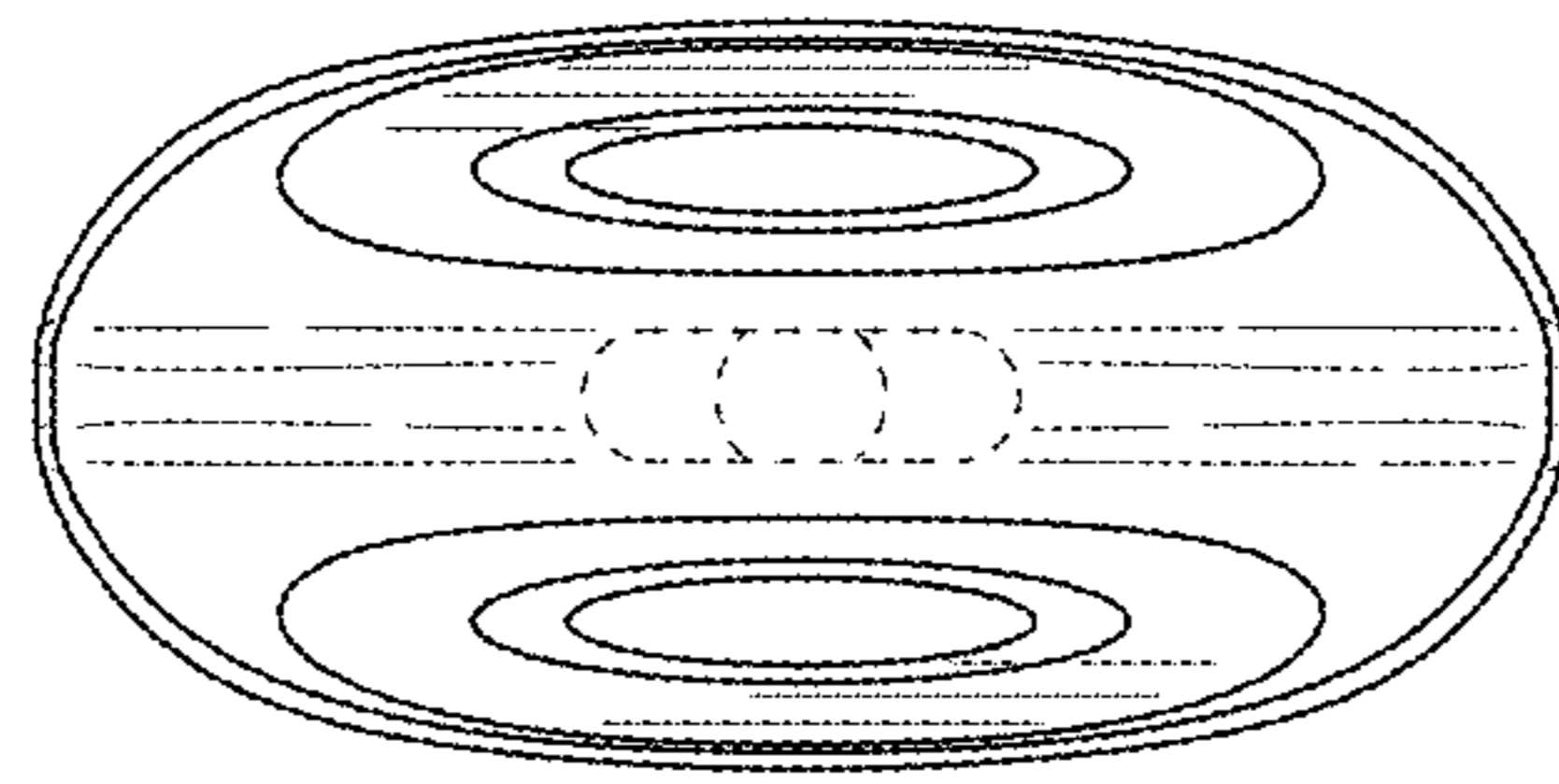


FIG. 6

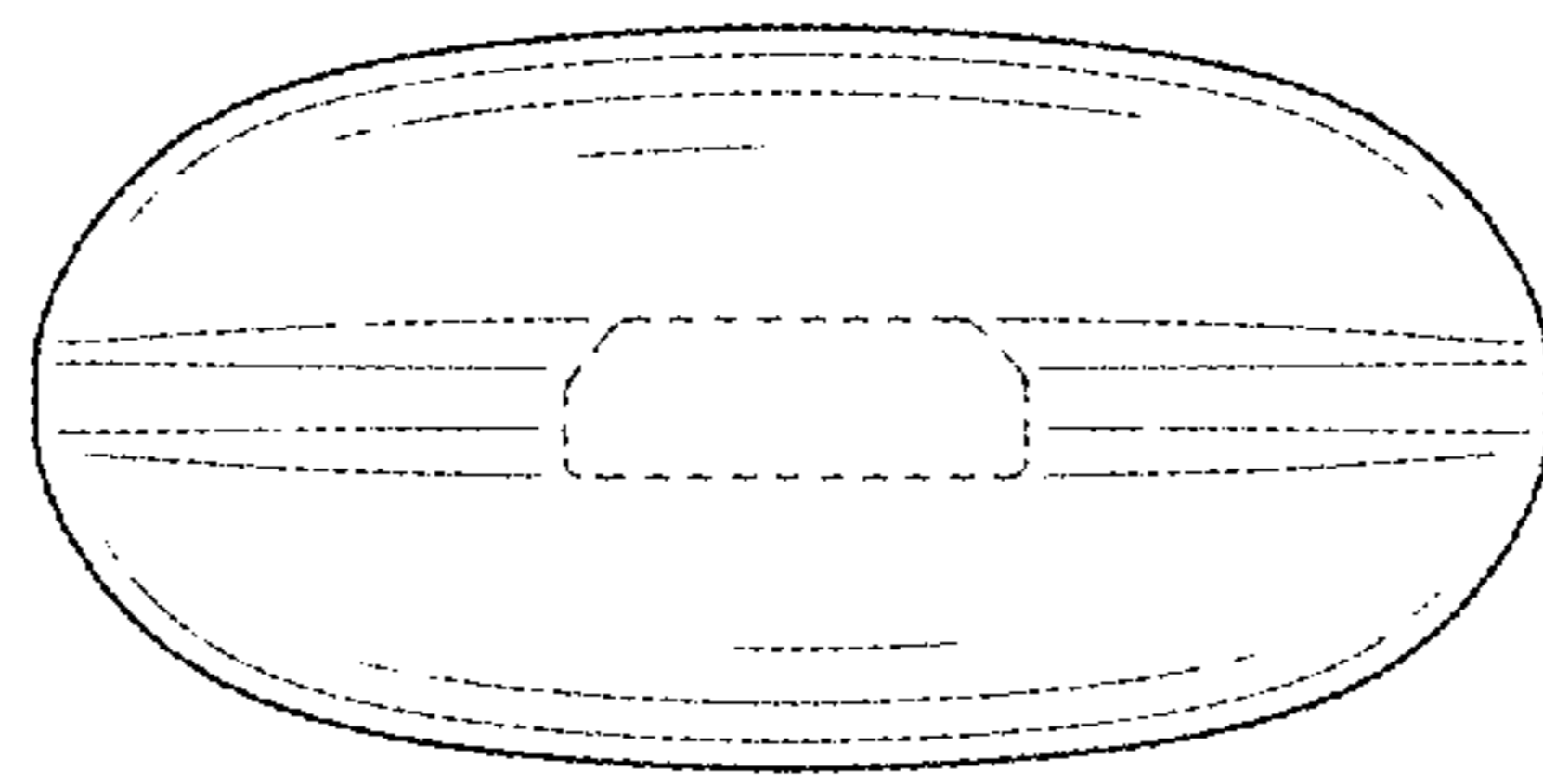


FIG. 7

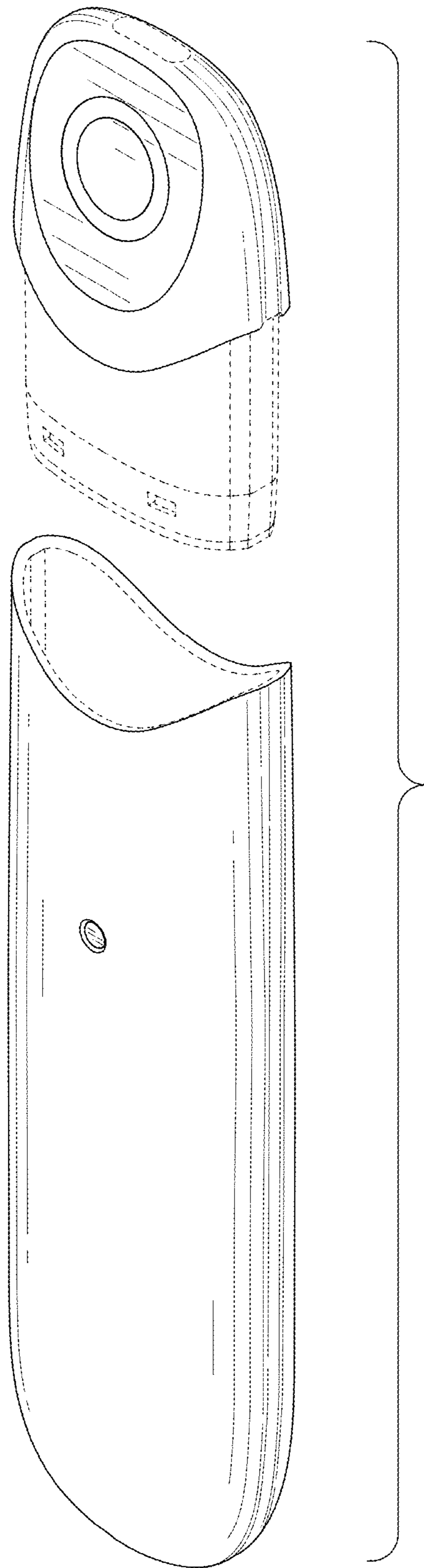


FIG. 8