



US00D901751S

(12) **United States Design Patent** (10) **Patent No.:** **US D901,751 S**
Ye (45) **Date of Patent:** **** Nov. 10, 2020**

(54) **TRIPLE-PROOF LAMP SHADE**
(71) Applicant: **Lei Ye**, Ningbo (CN)
(72) Inventor: **Lei Ye**, Ningbo (CN)
(**) Term: **15 Years**
(21) Appl. No.: **29/676,546**
(22) Filed: **Jan. 11, 2019**
(30) **Foreign Application Priority Data**
Aug. 20, 2018 (CN) 2018 3 0460182
(51) **LOC (12) Cl.** **26-05**
(52) **U.S. Cl.**
USPC **D26/118**
(58) **Field of Classification Search**
USPC ... D26/24, 72, 74-76, 78-79, 81-82, 88-89,
D26/91, 113, 118-120, 138, 141-142
CPC F21S 8/02; F21S 8/04; F21S 8/026; F21V
21/04; F21V 21/041; F21V 7/005; F21V
17/12; F21V 15/015; F21V 23/023; F21V
23/0464; F21V 23/06; F21V 29/89; F21V
31/005
See application file for complete search history.

(56) **References Cited**
U.S. PATENT DOCUMENTS
8,075,164 B2 * 12/2011 Xiao F21V 15/013
362/294
D681,873 S * 5/2013 Hoch D26/141
D705,975 S * 5/2014 Hedstrom D26/76
D705,976 S * 5/2014 Hedstrom D26/76
D735,390 S * 7/2015 Yanping D26/74
9,625,128 B2 * 4/2017 Lu F21V 17/12
D793,603 S * 8/2017 Parker D26/76

D796,721 S * 9/2017 Boorom D26/72
D800,942 S * 10/2017 Poyrah D26/72
D808,060 S * 1/2018 Wouters D26/78
D808,061 S * 1/2018 Wouters D26/78
9,874,333 B2 * 1/2018 Lay F21S 8/033
D858,852 S * 9/2019 Chen D26/76
D860,484 S * 9/2019 Wang D26/24
D862,778 S * 10/2019 Antony D26/118
D878,658 S * 3/2020 Cercone D26/76
D878,660 S * 3/2020 Sun D26/76
D880,044 S * 3/2020 Chen D26/76
10,627,102 B1 * 4/2020 Ghalebi F21V 15/015
2012/0229025 A1 * 9/2012 Edwards, Jr. F21V 31/00
315/35
2014/0268720 A1 * 9/2014 Dungan F21V 23/026
362/218
2016/0186968 A1 * 6/2016 Edwards F21K 9/64
362/84

* cited by examiner

Primary Examiner — Sheryl Lane
Assistant Examiner — Stacey L Hopkins
(74) *Attorney, Agent, or Firm* — Jiwen Chen; Jacobson
Holman PLLC


(57) **CLAIM**

The ornamental design for a triple-proof lamp shade, as shown and described.

DESCRIPTION

FIG. 1 is a front elevational view of the triple-proof lamp shade showing the design;
FIG. 2 is a rear elevational view thereof;
FIG. 3 is a left side view thereof;
FIG. 4 is a right side view thereof;
FIG. 5 is a top plan view thereof; and,
FIG. 6 is a bottom plan view thereof.

1 Claim, 3 Drawing Sheets






FIG. 1




FIG. 2

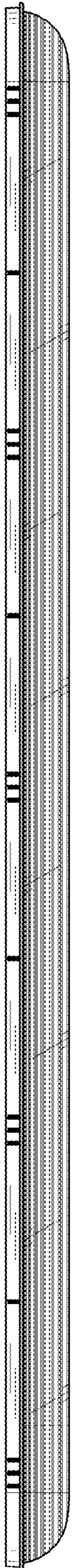


FIG. 3




FIG. 4

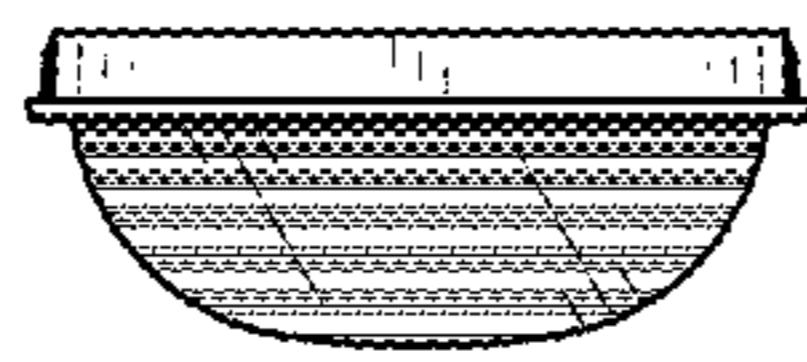


FIG. 5

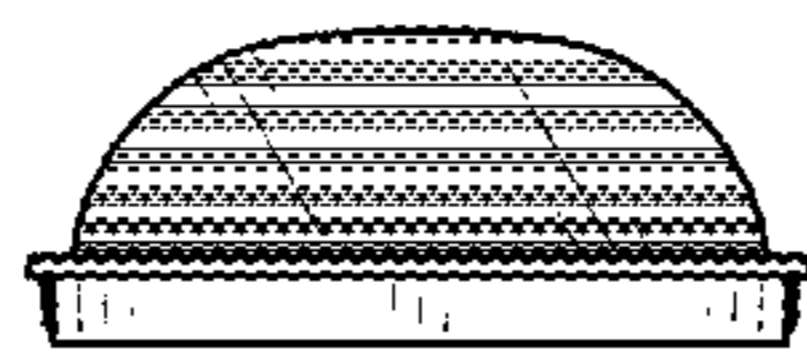


FIG. 6