



US00D901746S

(12) **United States Design Patent** (10) **Patent No.:** **US D901,746 S**  
**Ji** (45) **Date of Patent:** **\*\* Nov. 10, 2020**

(54) **LIGHT**

(71) Applicant: **SHENZHEN SUNRISE TECHNOLOGY CO., LTD**, Shenzhen (CN)

(72) Inventor: **Min Ji**, Shenzhen (CN)

(73) Assignee: **SHENZHEN SUNRISE TECHNOLOGY CO., LTD**, Shenzhen (CN)

(\*\*) Term: **15 Years**

(21) Appl. No.: **29/738,511**

(22) Filed: **Jun. 18, 2020**

(51) **LOC (12) Cl.** ..... **26-05**

(52) **U.S. Cl.**  
USPC ..... **D26/94; D11/121**

(58) **Field of Classification Search**  
USPC ..... D26/4, 7, 57, 60, 73, 93, 94, 106;  
D11/108, 121, 124, 125, 131, 157;  
D20/10, 21, 36  
CPC .. F21S 8/043; F21S 8/036; F21S 8/063; F21S  
10/06; F21S 6/00; F21S 6/003; F21S  
6/004; F21V 3/00; F21V 3/02; F21V  
3/049; F21Y 2105/10; F21Y 2105/12;  
F21Y 2105/18; F21W 2121/00; F21W  
2131/30

See application file for complete search history.

(56) **References Cited**

**U.S. PATENT DOCUMENTS**

D90,526 S \* 8/1933 Rosendal Dam ..... D11/124  
D105,064 S \* 6/1937 Pfau ..... D11/125

D329,826 S \* 9/1992 Taylor ..... D11/124  
D387,882 S \* 12/1997 Wang ..... D11/125  
D465,594 S \* 11/2002 Chen ..... D26/73  
D537,177 S \* 2/2007 Chang ..... D26/4  
D600,159 S 9/2009 Tsai  
D623,982 S \* 9/2010 Hawker ..... D11/121  
D655,643 S 3/2012 Bardash, Jr.  
D873,472 S \* 1/2020 Chen ..... D26/94  
2013/0335963 A1 \* 12/2013 Chen ..... F21V 33/0028  
362/235

\* cited by examiner

*Primary Examiner* — Wan Laymon  
*Assistant Examiner* — Clint A Samuel


(57) **CLAIM**

The ornamental design for a light, as shown and described.

**DESCRIPTION**

FIG. 1 is a perspective view of a light showing my new design;  
FIG. 2 is another perspective view thereof;  
FIG. 3 is a front elevational view thereof;  
FIG. 4 is a rear elevational view thereof;  
FIG. 5 is a left side elevational view thereof;  
FIG. 6 is a right side elevational view thereof;  
FIG. 7 is a top plan view thereof;  
FIG. 8 is a bottom plan view thereof; and,  
FIG. 9 is an enlarged view of portion 9 shown in FIG. 1.  
The broken lines in the drawings depict portions of the light that form no part of the claimed design.

**1 Claim, 9 Drawing Sheets**






FIG. 1




FIG. 2




FIG. 3




FIG. 4

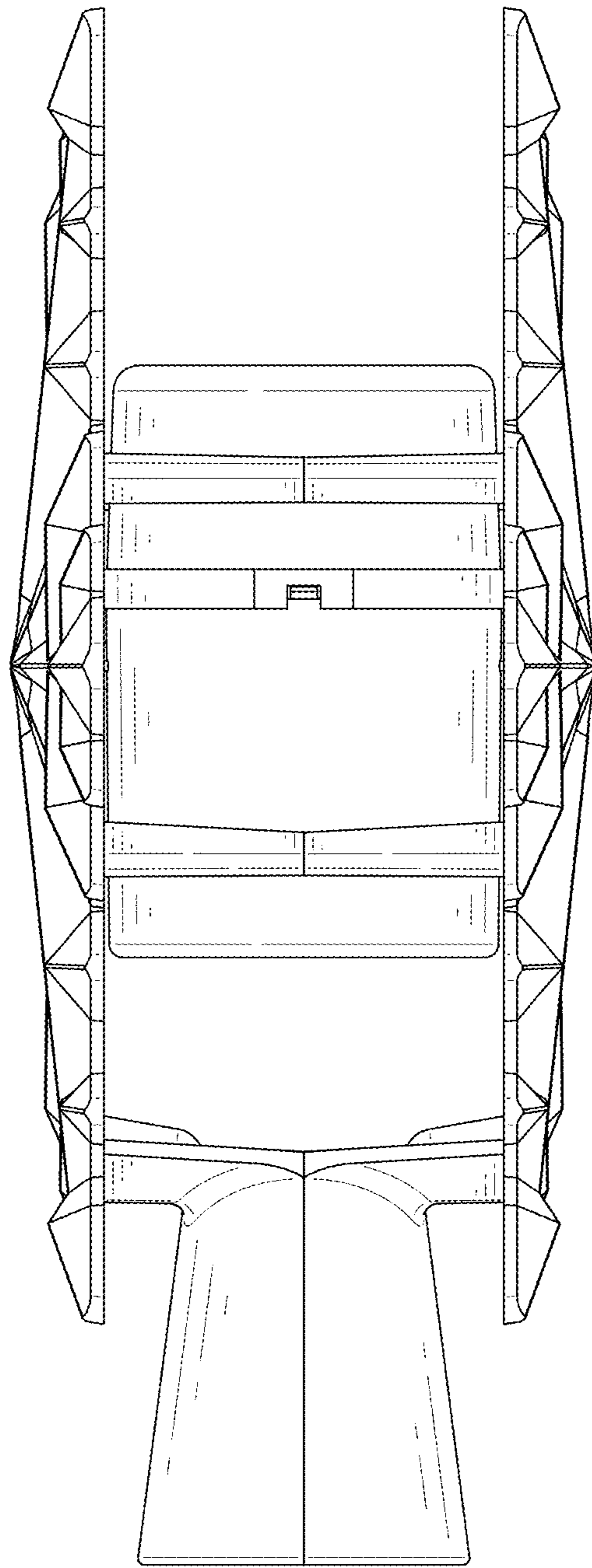


FIG. 5

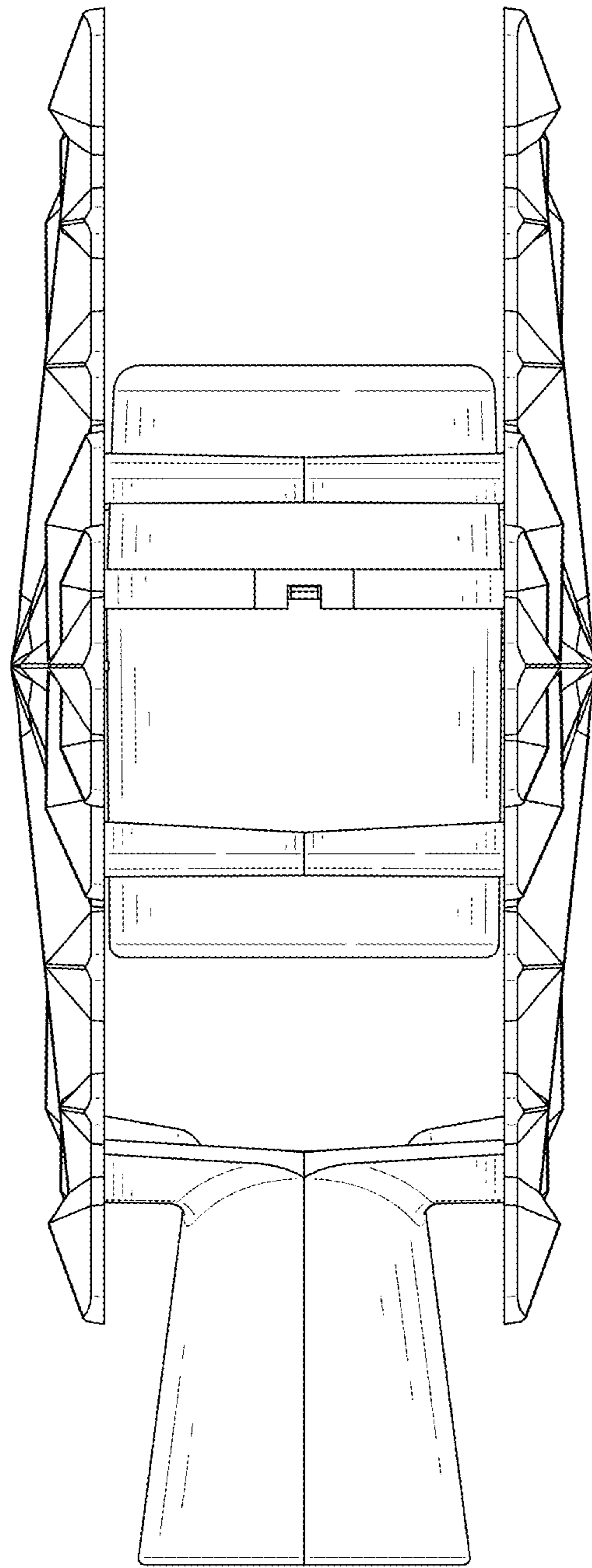


FIG. 6

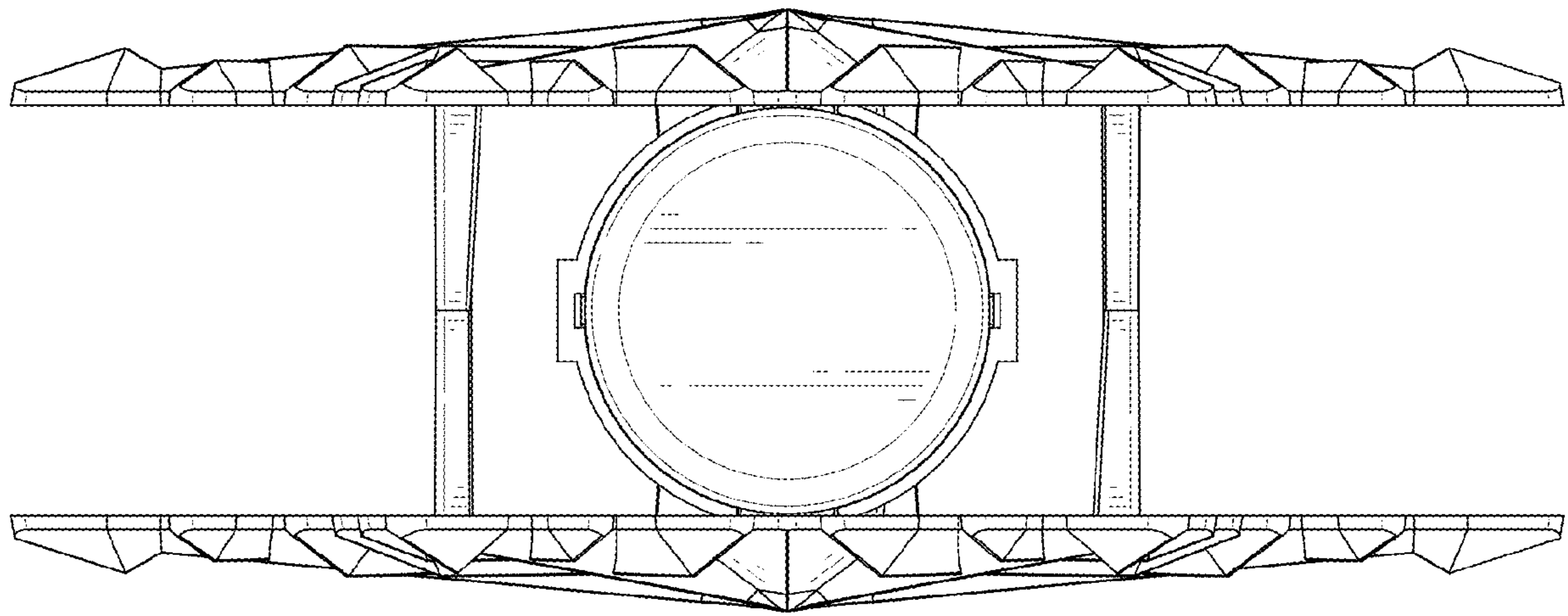


FIG. 7



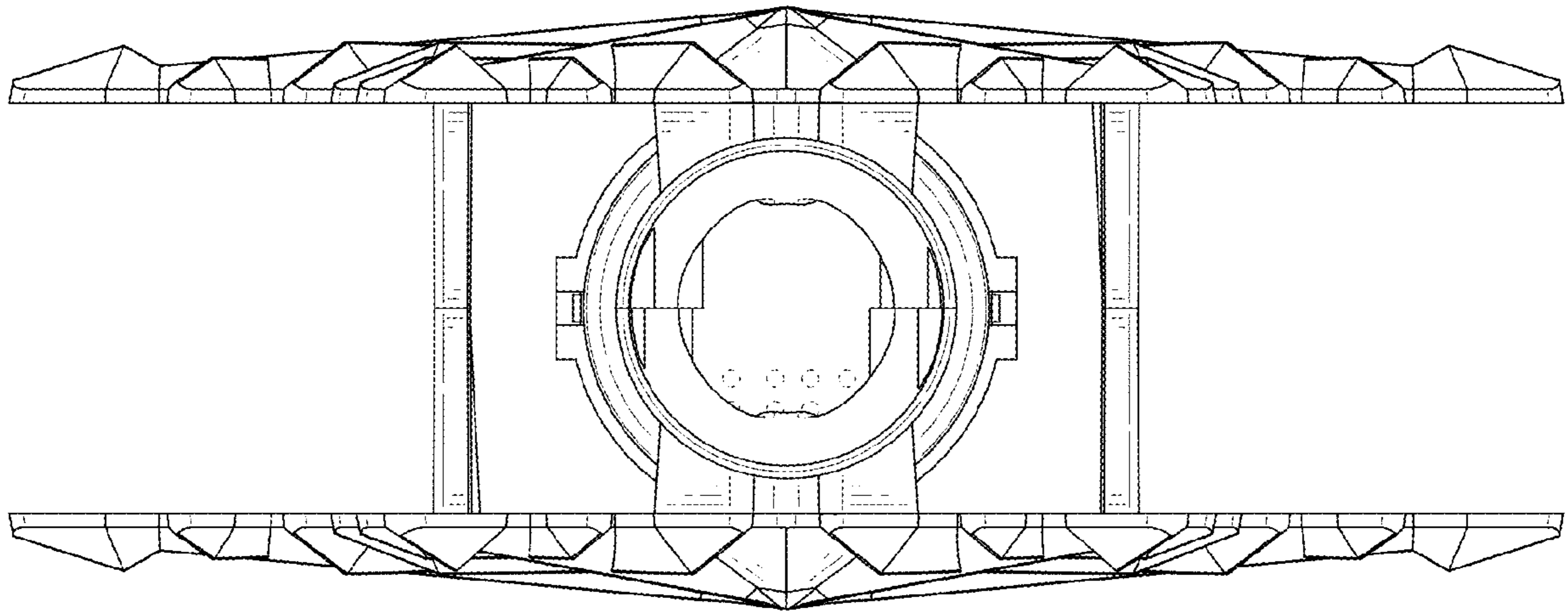


FIG. 8




FIG. 9