



US00D901741S

(12) **United States Design Patent**
Yang et al.

(10) **Patent No.:** **US D901,741 S**
(45) **Date of Patent:** **** Nov. 10, 2020**

(54) **TABLE LAMP**
(71) Applicant: **BEIJING XIAOMI MOBILE SOFTWARE CO., LTD.,** Beijing (CN)
(72) Inventors: **Panpan Yang,** Beijing (CN); **Ningning Li,** Beijing (CN); **Yuanyuan Ren,** Beijing (CN)
(73) Assignee: **BEIJING XIAOMI MOBILE SOFTWARE CO., LTD.,** Beijing (CN)

D509,013 S * 8/2005 Opolka D26/107
D522,158 S * 5/2006 Lovegrove D26/61
D582,087 S * 12/2008 Su D26/63
D600,386 S * 9/2009 Huang D26/63
D607,141 S * 12/2009 Huang D26/107
D611,634 S * 3/2010 Newhouse D26/61
D619,286 S * 7/2010 Sabernig D26/62
D742,573 S * 11/2015 Kern D26/65
D760,941 S * 7/2016 Dixon D26/107
D827,190 S * 8/2018 Leng D26/107
D861,228 S * 9/2019 Grau D26/93
D892,390 S * 8/2020 Tong D26/108
D892,391 S * 8/2020 Tong D26/108

(**) Term: **15 Years**

* cited by examiner

(21) Appl. No.: **35/507,660**

Primary Examiner — Natasha Vujcic

(22) Filed: **May 30, 2019**

(74) *Attorney, Agent, or Firm* — Amster, Rothstein & Ebenstein LLP

(80) **Hague Agreement Data**

Int. Filing Date: **May 30, 2019**
Int. Reg. No.: **DM/203671**
Int. Reg. Date: **May 30, 2019**
Int. Reg. Pub. Date: **Nov. 8, 2019**

(57) **CLAIM**

The ornamental design for a table lamp, as shown and described.

(51) **LOC (12) Cl.** **26-05**
(52) **U.S. Cl.**
USPC **D26/63**
(58) **Field of Classification Search**
USPC D26/1, 24, 61, 63, 65, 85, 93, 106, 107
CPC ... F21S 8/00; F21S 8/003; F21S 8/043; F21V 21/04; F21V 21/14; F21V 21/30; F21V 21/00; F21V 15/01; F21V 14/02; F21Y 2105/001
See application file for complete search history.

DESCRIPTION

- 1. Table lamp
- 1.1 : Front
- 1.2 : Back
- 1.3 : Left
- 1.4 : Top
- 1.5 : Bottom
- 1.6 : Perspective
- 1.7 : Perspective

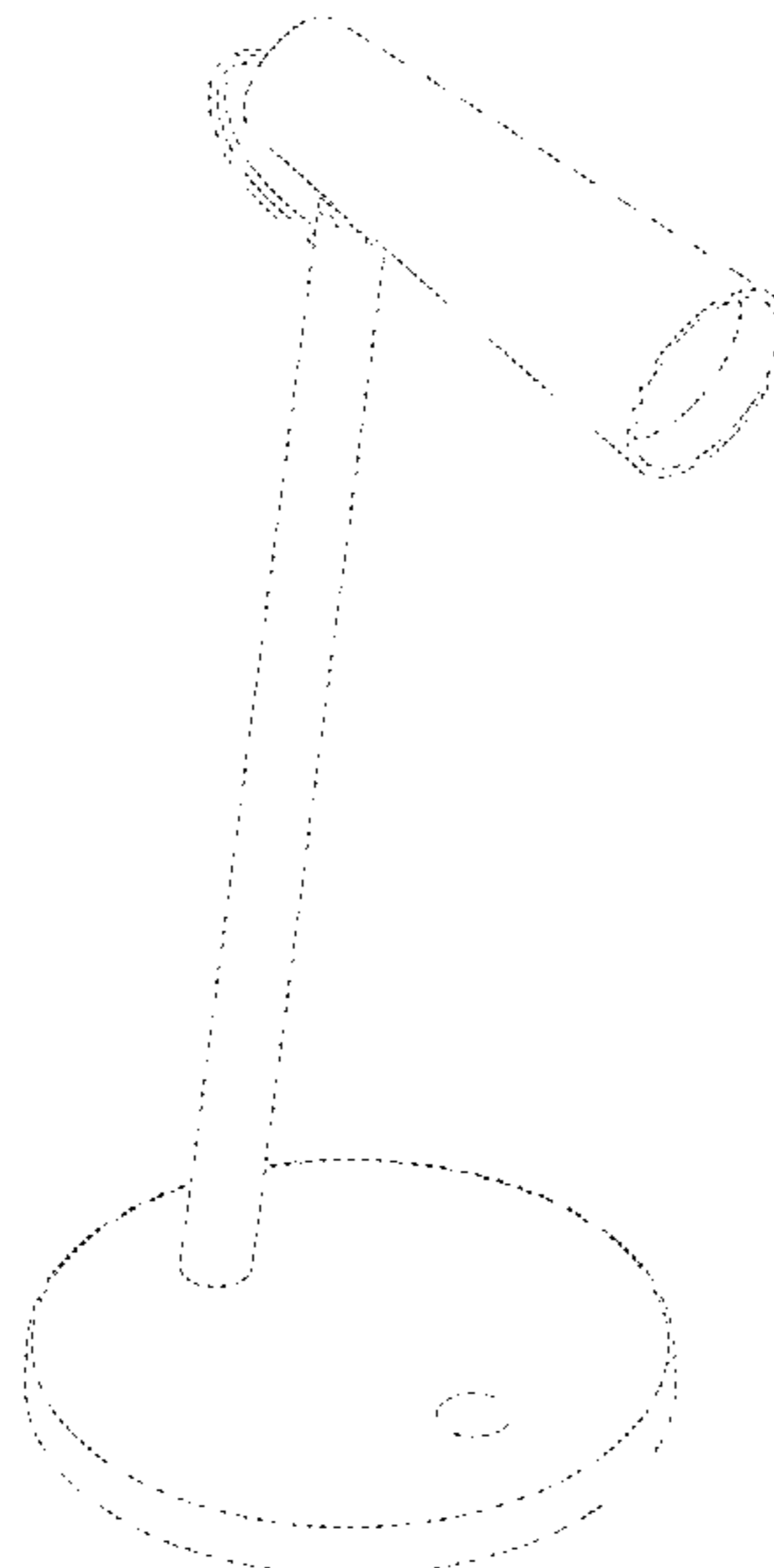
FIG. 1.1 is a front view of a table lamp showing our new design; FIG. 1.2 is a rear view thereof; FIG. 1.3 is a left view thereof, the right view being a mirror image of the left view; FIG. 1.4 is a top view thereof; FIG. 1.5 is a bottom view thereof; FIG. 1.6 is a perspective view thereof; and FIG. 1.7 is another perspective view thereof; the present product is used for illumination.

(56) **References Cited**


U.S. PATENT DOCUMENTS

D337,843 S * 7/1993 Huang D26/65
D427,348 S * 6/2000 Huang D26/63
D441,114 S * 4/2001 Chen D26/63


1 Claim, 7 Drawing Sheets




1.1



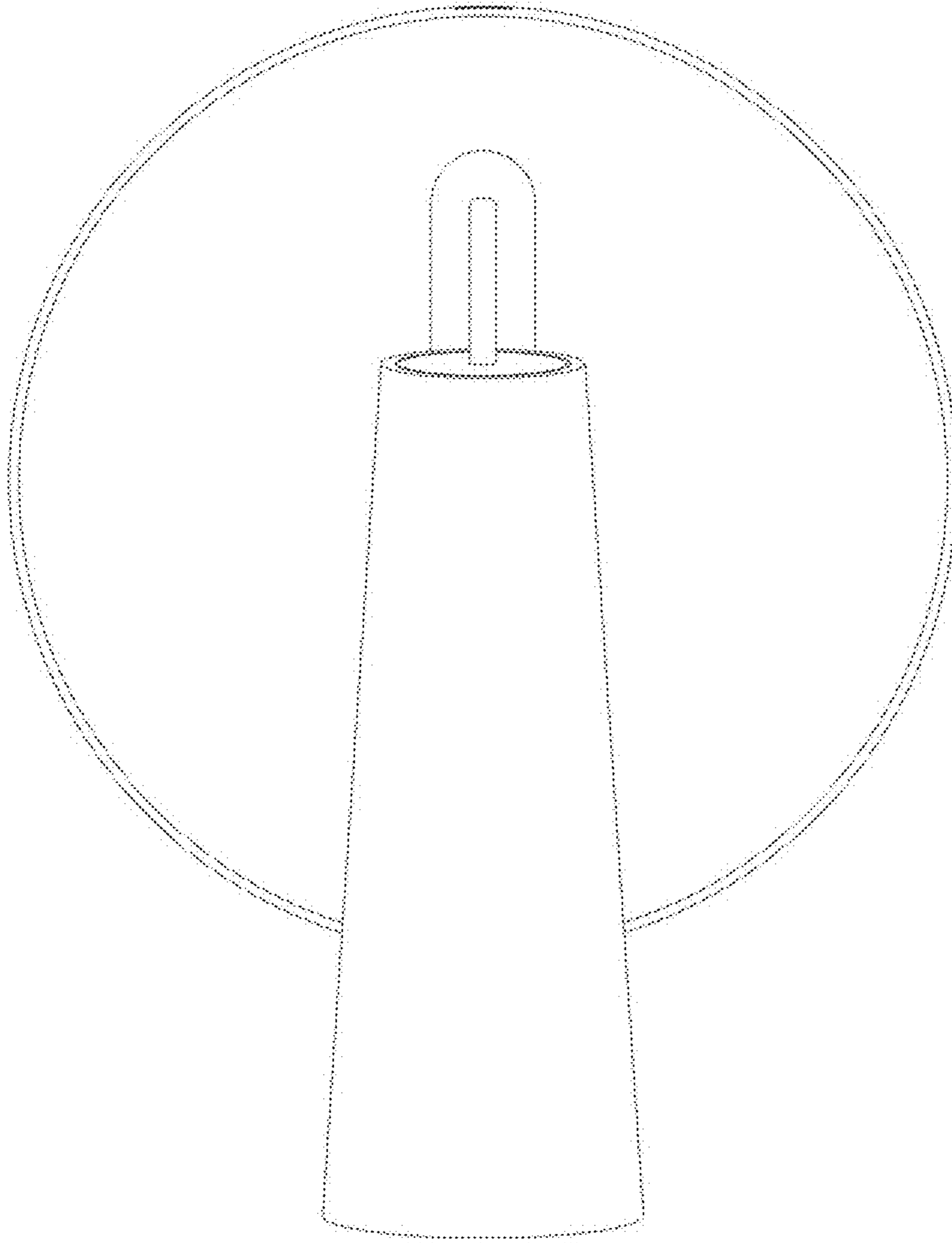
1.2



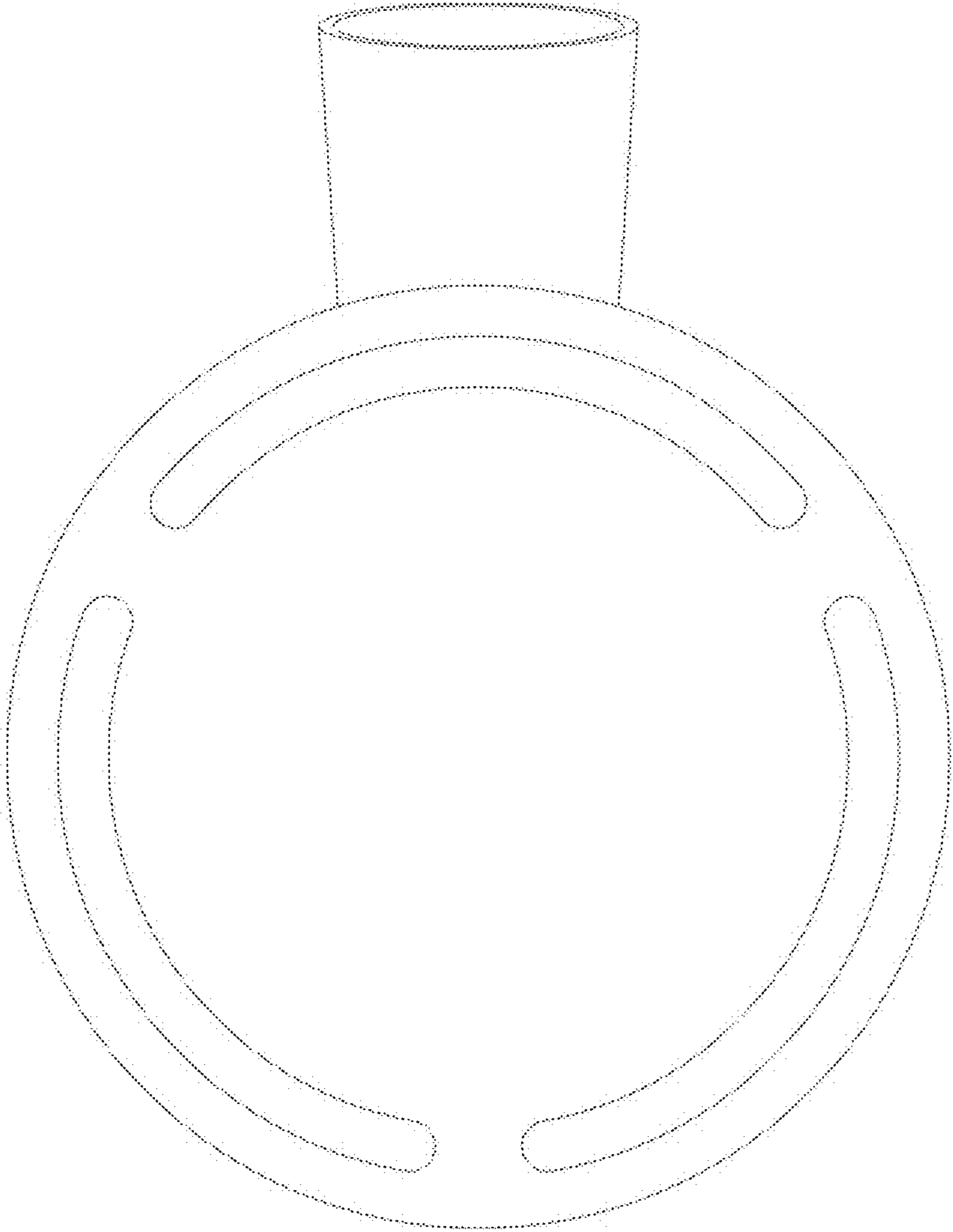
1.3



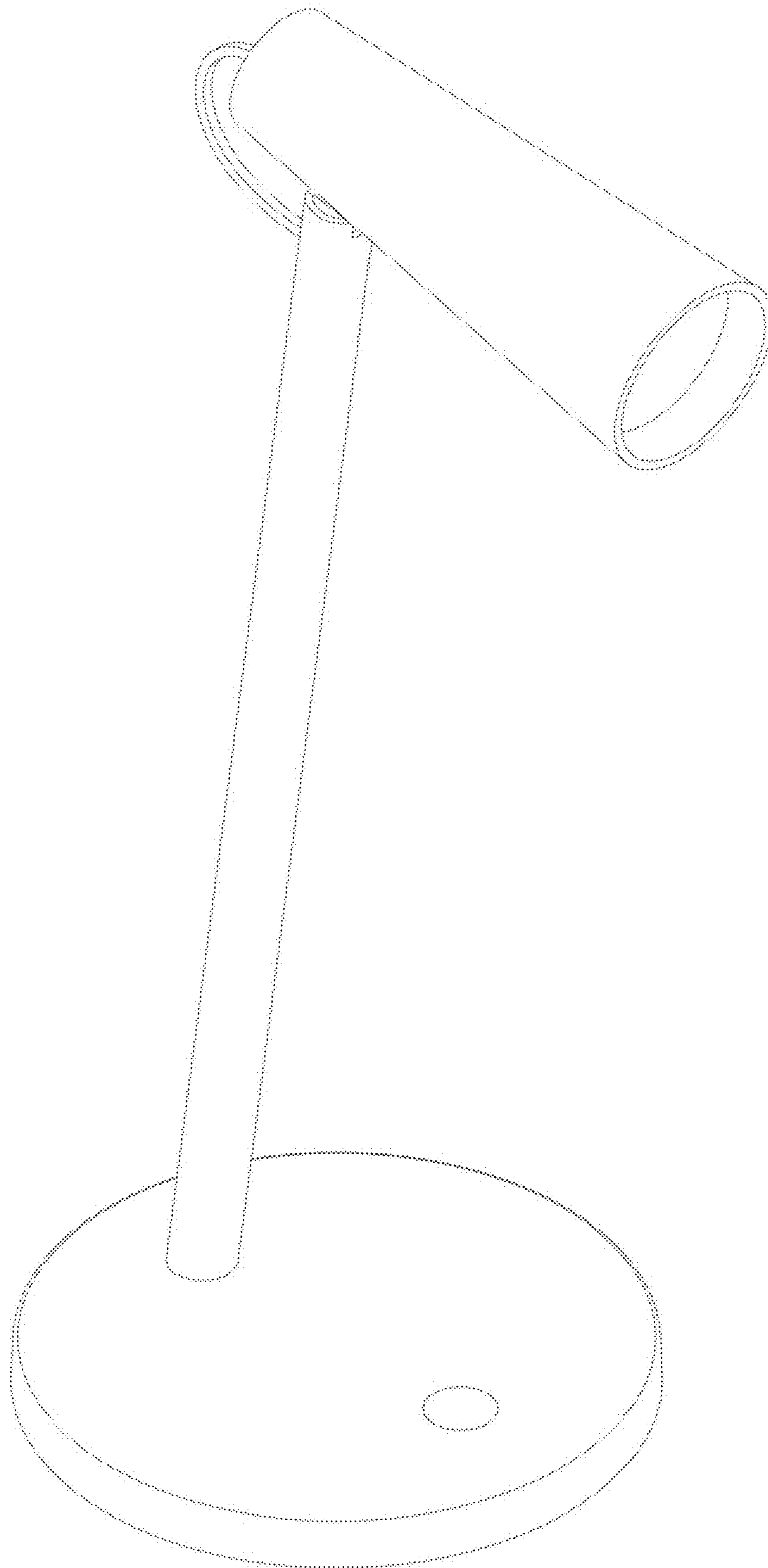
1.4



1.5



1.6



1.7

