



US00D901699S

(12) **United States Design Patent** (10) **Patent No.:** **US D901,699 S**
Chau (45) **Date of Patent:** **** Nov. 10, 2020**

(54) **SKIN TREATMENT DEVICE**
(71) Applicant: **Nicole Chau**, Los Angeles, CA (US)
(72) Inventor: **Nicole Chau**, Los Angeles, CA (US)
(**) Term: **15 Years**
(21) Appl. No.: **29/684,953**

D870,305 S * 12/2019 Yamazaki D24/214
10,525,277 B1 * 1/2020 Chau A61B 18/18
D884,203 S * 5/2020 Segev D24/209
D885,185 S * 5/2020 Hudson D9/454
D886,384 S * 6/2020 Khubani D28/59
D888,342 S * 6/2020 Fan D28/58
2003/0151925 A1 * 8/2003 Crunk F21S 45/10
362/545
2007/0000566 A1 * 1/2007 Gueret A61H 7/003
141/98

(22) Filed: **Mar. 25, 2019**
(51) **LOC (12) Cl.** **24-03**
(52) **U.S. Cl.**
USPC **D24/200; D24/187**
(58) **Field of Classification Search**
USPC D24/107, 186, 187, 200, 209, 210, 214,
D24/231; D28/58, 59; D7/392.1;
D9/443, 454
CPC A61H 7/005; A61B 2017/00424; A61B
2017/00764; A61N 5/06161
See application file for complete search history.

FOREIGN PATENT DOCUMENTS

JP D2010-14523 * 6/2010

* cited by examiner

Primary Examiner — Susan Bennett Hattan
Assistant Examiner — Omeed Agilee
(74) *Attorney, Agent, or Firm* — John K. Park; Park Law Firm

(56) **References Cited**

U.S. PATENT DOCUMENTS

D458,133 S * 6/2002 Berish D9/443
D557,810 S * 12/2007 Eknoian D24/189
D652,255 S * 1/2012 Carland D7/510
D675,100 S * 1/2013 Herbst D7/511
D686,743 S * 7/2013 Gooch D24/217
D698,495 S * 1/2014 Lee D28/54.1
D712,255 S * 9/2014 Geis D9/436
D718,625 S * 12/2014 Trevisan D9/448
D737,990 S * 9/2015 Lee D24/200
D762,418 S * 8/2016 Sorensen D7/511
D797,297 S * 9/2017 Martin D24/187
D804,304 S * 12/2017 Pearson D9/443
D819,396 S * 6/2018 Seiders D7/392.1
D821,146 S * 6/2018 Steinmann D7/510
D838,859 S * 1/2019 Yu D24/200
D845,631 S * 4/2019 Sedic D4/100
D856,748 S * 8/2019 Rane D7/392.1
D856,757 S * 8/2019 Seiders D7/608

(57) **CLAIM**

The ornamental design for a skin treatment device, as shown and described.

DESCRIPTION

FIG. 1 is a perspective view of a skin treatment device showing my new design;
FIG. 2 is a front elevation view thereof;
FIG. 3 is a rear elevation view thereof;
FIG. 4 is a right-side elevation view thereof;
FIG. 5 is a left-side elevation view thereof;
FIG. 6 is a top-side plan view thereof; and,
FIG. 7 is a bottom plan view thereof.
The broken lines, the areas within them, and the areas bounded by both broken lines and solid lines depict portions of the skin treatment device that form no part of the claimed design.

1 Claim, 4 Drawing Sheets

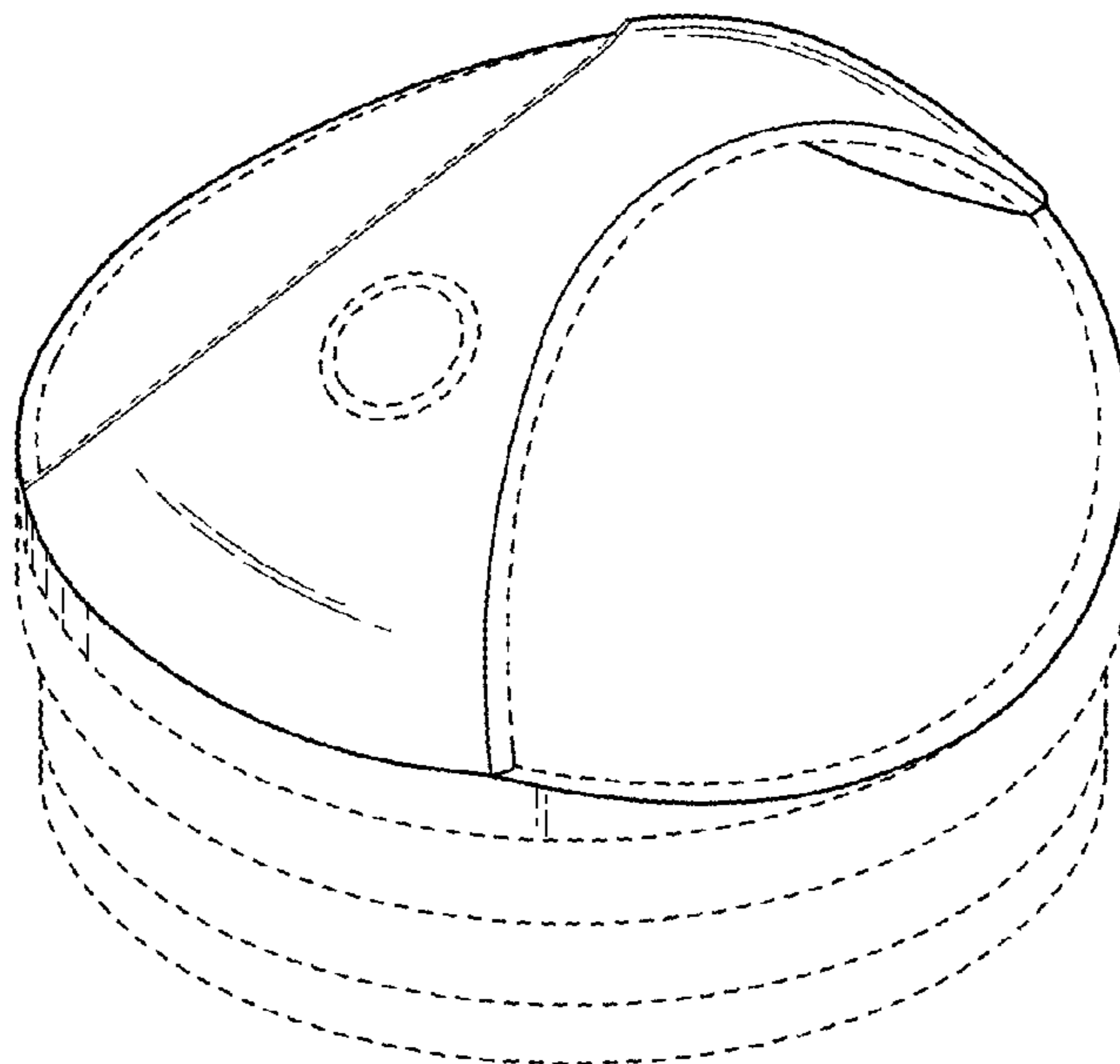


FIG. 1

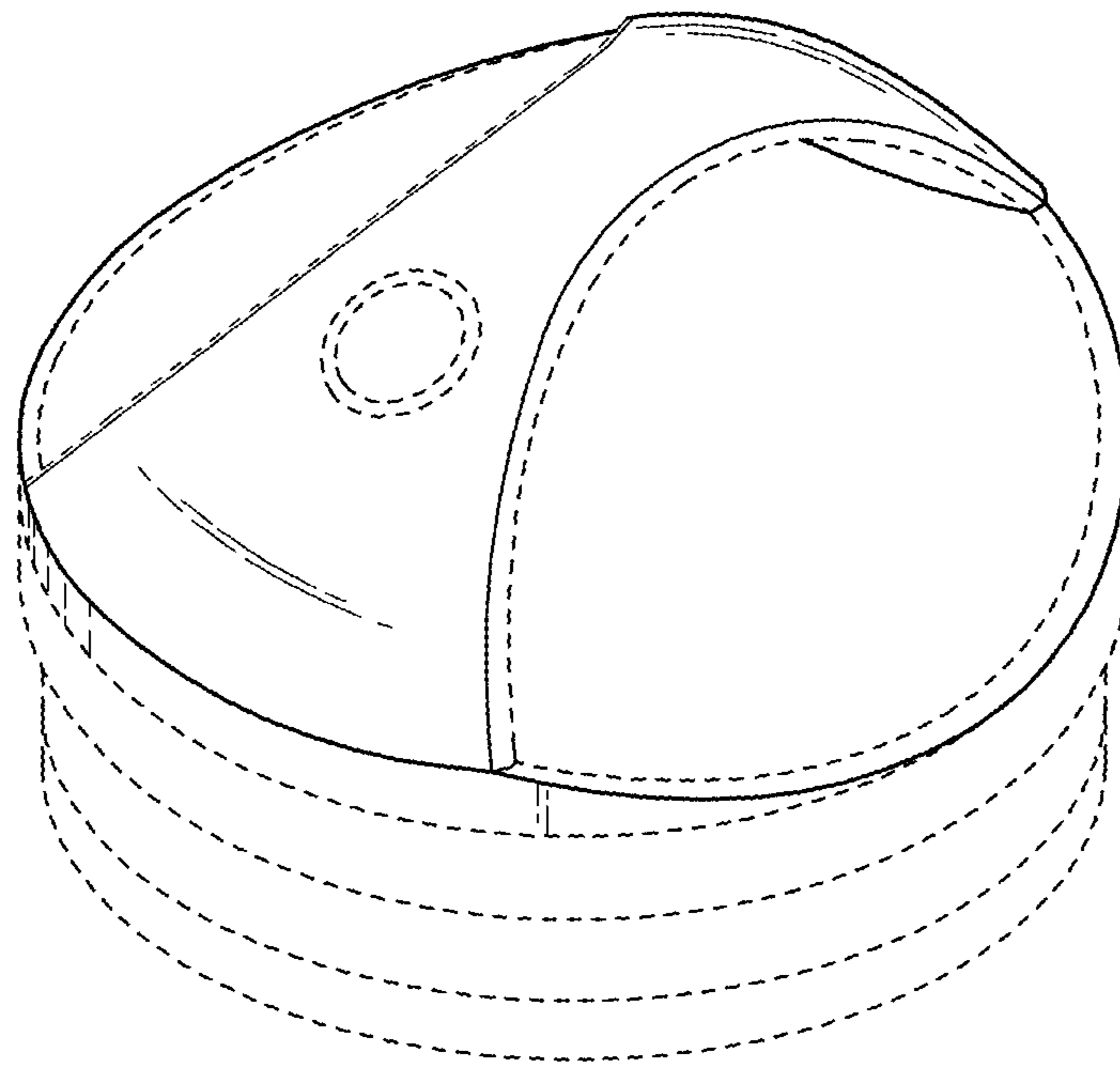


FIG. 2

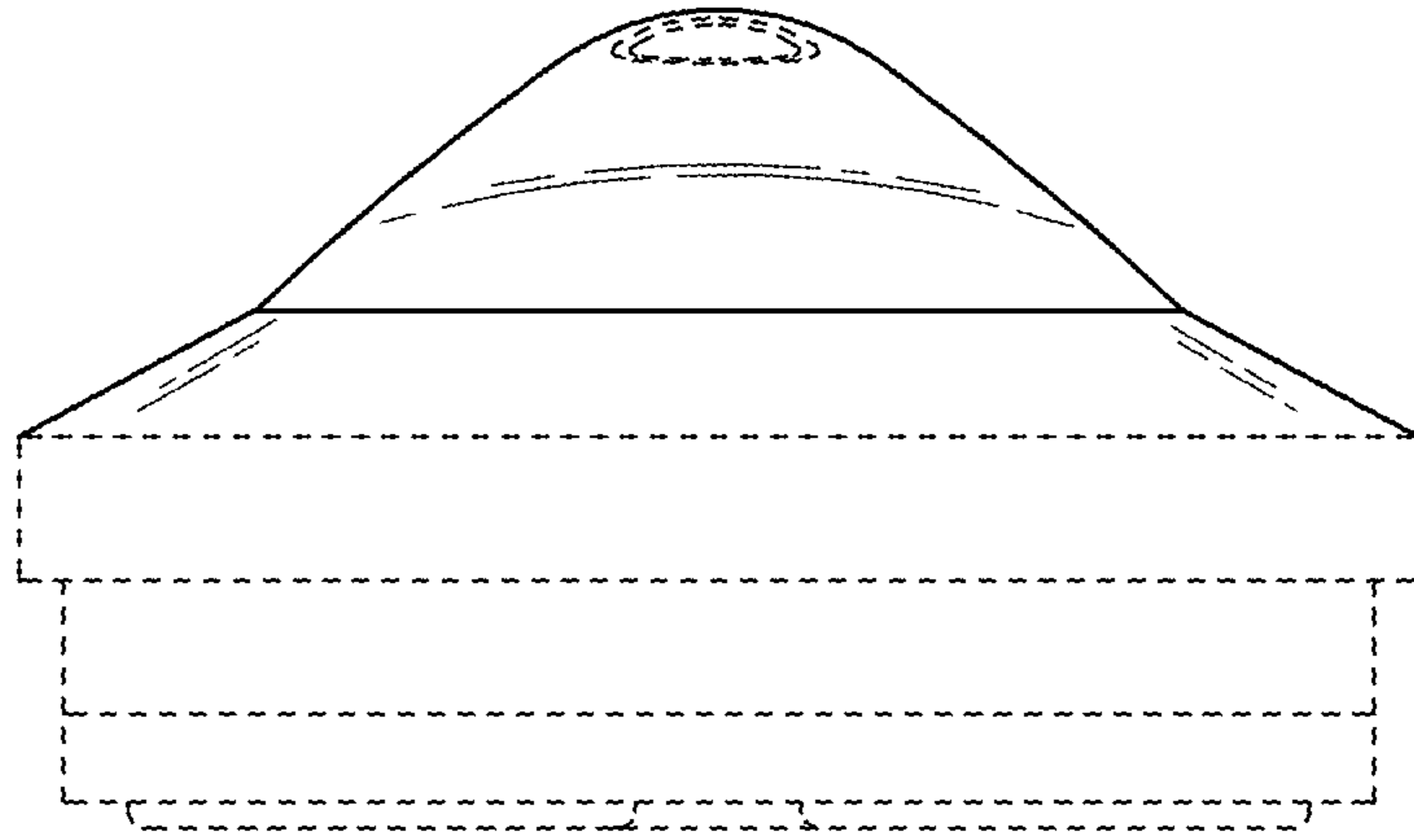


FIG. 3

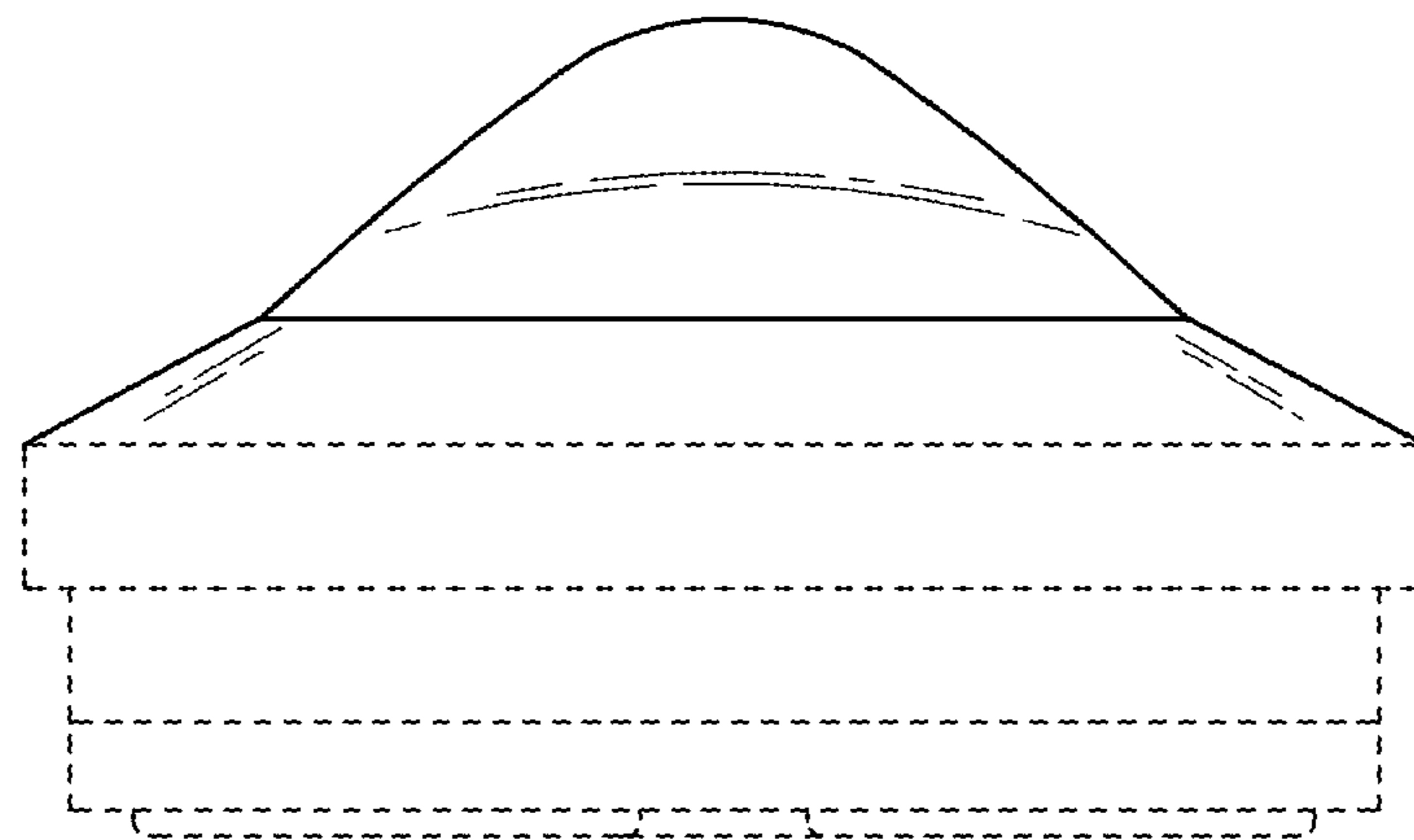


FIG. 4

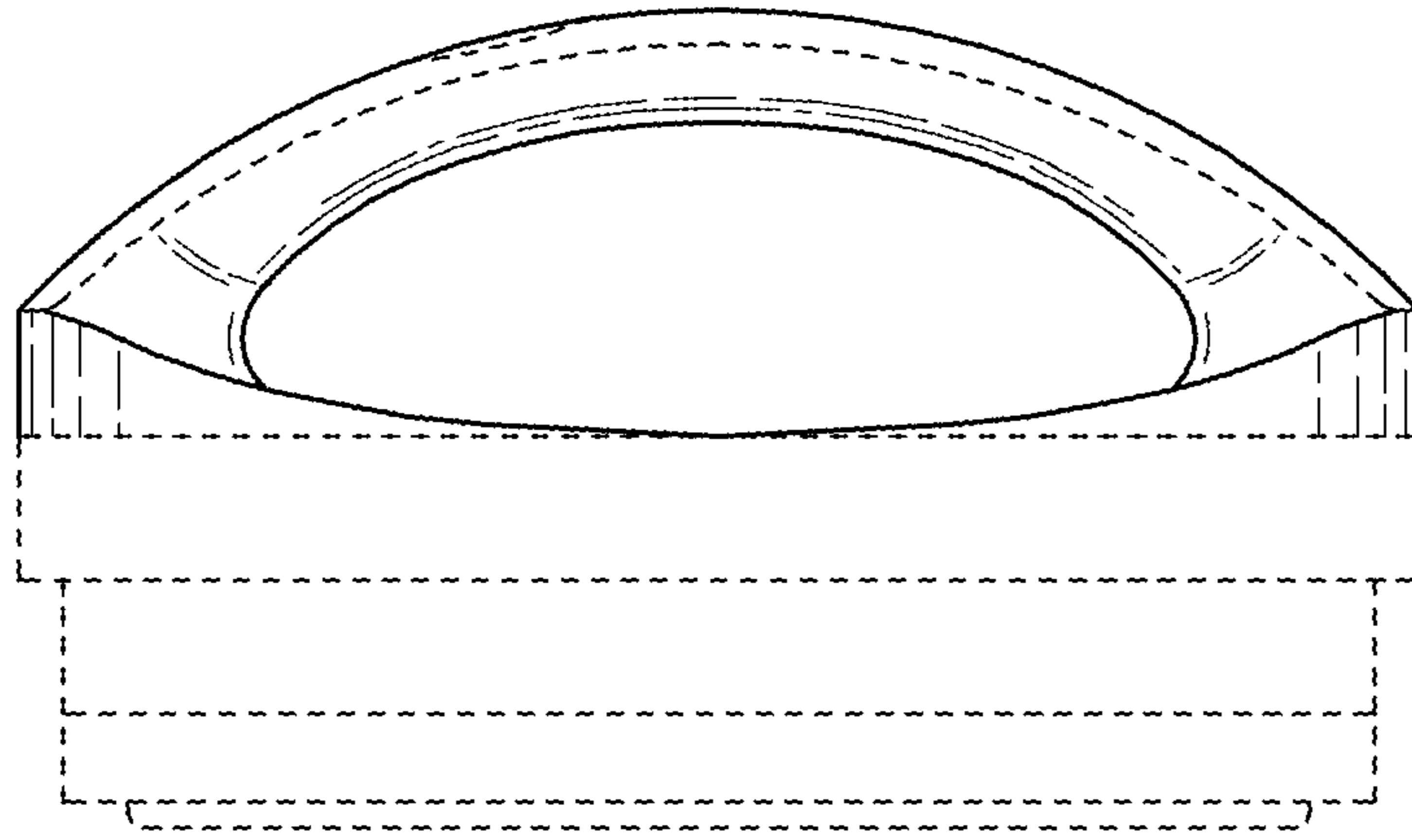


FIG. 5

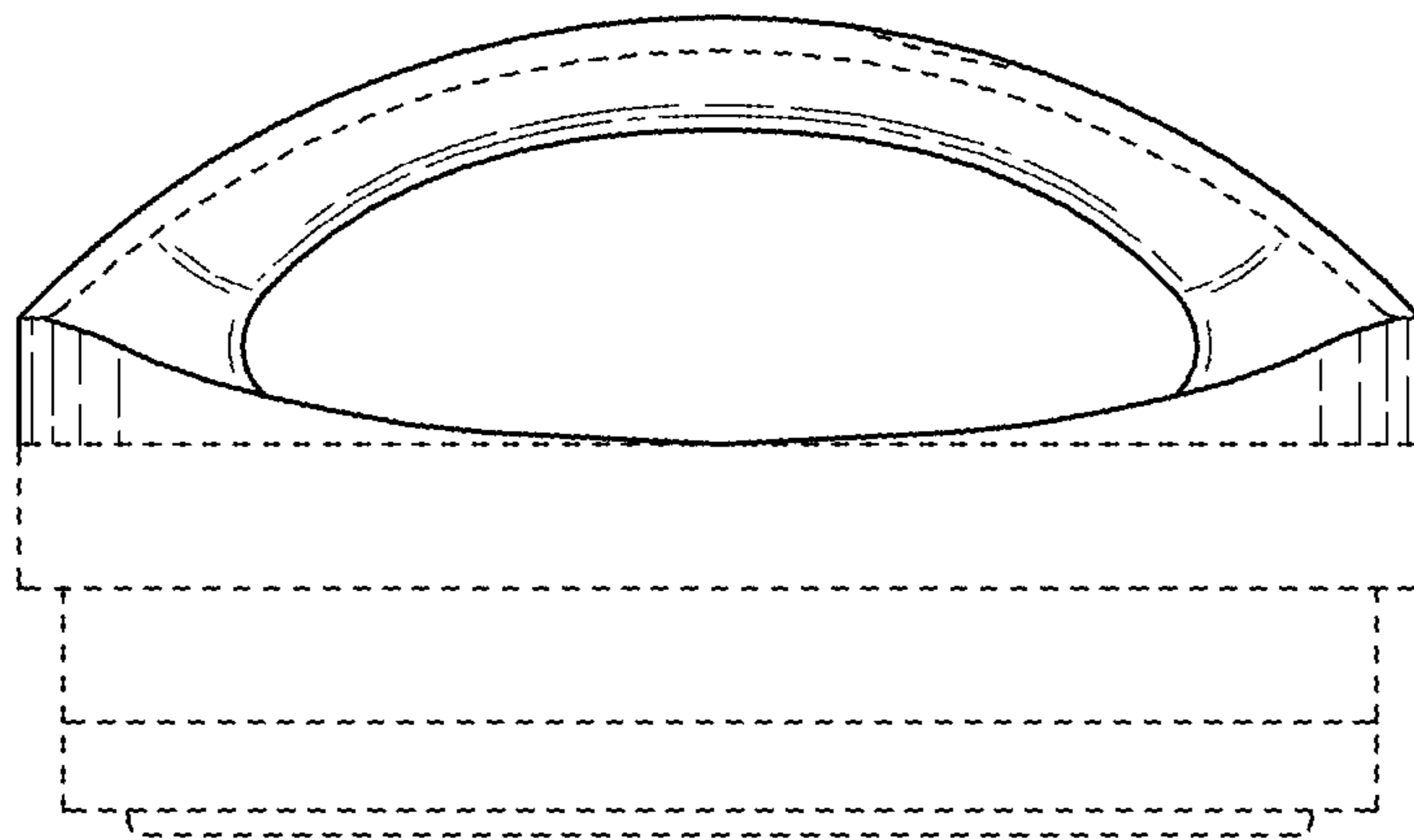


FIG. 6

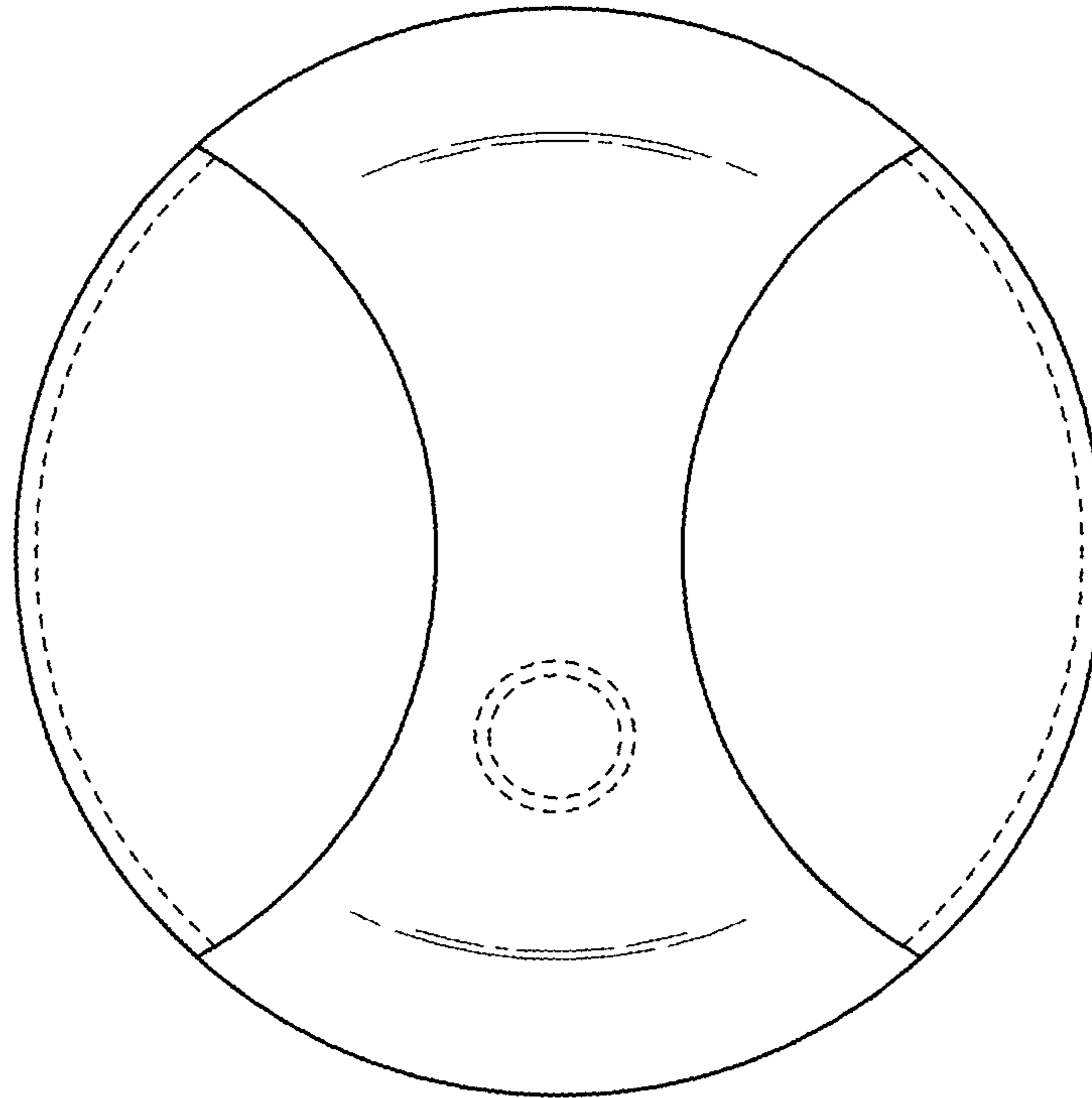


FIG. 7

