



US00D901679S

(12) **United States Design Patent** (10) **Patent No.:** **US D901,679 S**
Glaug et al. (45) **Date of Patent:** **** Nov. 10, 2020**

(54) **DISPOSABLE UNDERWEAR CHASSIS**

(71) Applicant: **Drylock Technologies NV**, Zele (BE)

(72) Inventors: **Frank Glaug**, Chester Springs, PA (US); **Ricardo Borrero**, Altoona, WI (US)

(73) Assignee: **DRYLOCK TECHNOLOGIES NV** (BE)

(**) Term: **15 Years**

(21) Appl. No.: **29/606,106**

(22) Filed: **Jun. 1, 2017**

(51) **LOC (12) Cl.** **24-04**

(52) **U.S. Cl.**
USPC **D24/124**

(58) **Field of Classification Search**
USPC D24/124, 125, 126, 189, 190, 191, 192;
D2/700, 701; D6/300, 301, 302, 303,
(Continued)

(56) **References Cited**

U.S. PATENT DOCUMENTS

4,036,234 A * 7/1977 Ishizuka A61F 13/49003
604/378
D347,279 S * 5/1994 Perkins D24/124
(Continued)

Primary Examiner — Samantha Q Lawrence

(74) *Attorney, Agent, or Firm* — Fresh IP PLC; Aubrey Y Chen

(57) **CLAIM**

The ornamental design for a disposable underwear chassis, as shown and described.

DESCRIPTION

FIG. 1 is a perspective view of the disposable underwear chassis folded showing a first embodiment of the new design.

FIG. 2 is a front plan view of the disposable underwear chassis of FIG. 1.

FIG. 3 is a right side view of the disposable underwear chassis of FIG. 1.

FIG. 4 is a plan view of the top side of the disposable underwear chassis of FIG. 1.

FIG. 5 is a plan view of the bottom side of the disposable underwear chassis of FIG. 1.

FIG. 6 is a perspective view of the disposable underwear chassis folded showing a second embodiment of the new design.

FIG. 7 is a front plan view of the disposable underwear chassis of FIG. 6.

FIG. 8 is a right side view of the disposable underwear chassis of FIG. 6.

FIG. 9 is a plan view of the top side of the disposable underwear chassis of FIG. 6.

FIG. 10 is a plan view of the bottom side of the disposable underwear chassis of FIG. 6.

FIG. 11 is a perspective view of the disposable underwear chassis folded showing a third embodiment of the new design.

FIG. 12 is a front plan view of the disposable underwear chassis of FIG. 11.

FIG. 13 is a right side view of the disposable underwear chassis of FIG. 11.

FIG. 14 is a plan view of the top side of the disposable underwear chassis of FIG. 11.

FIG. 15 is a plan view of the bottom side of the disposable underwear chassis of FIG. 11.

FIG. 16 is a perspective view of the disposable underwear chassis folded showing a fourth embodiment of the new design.

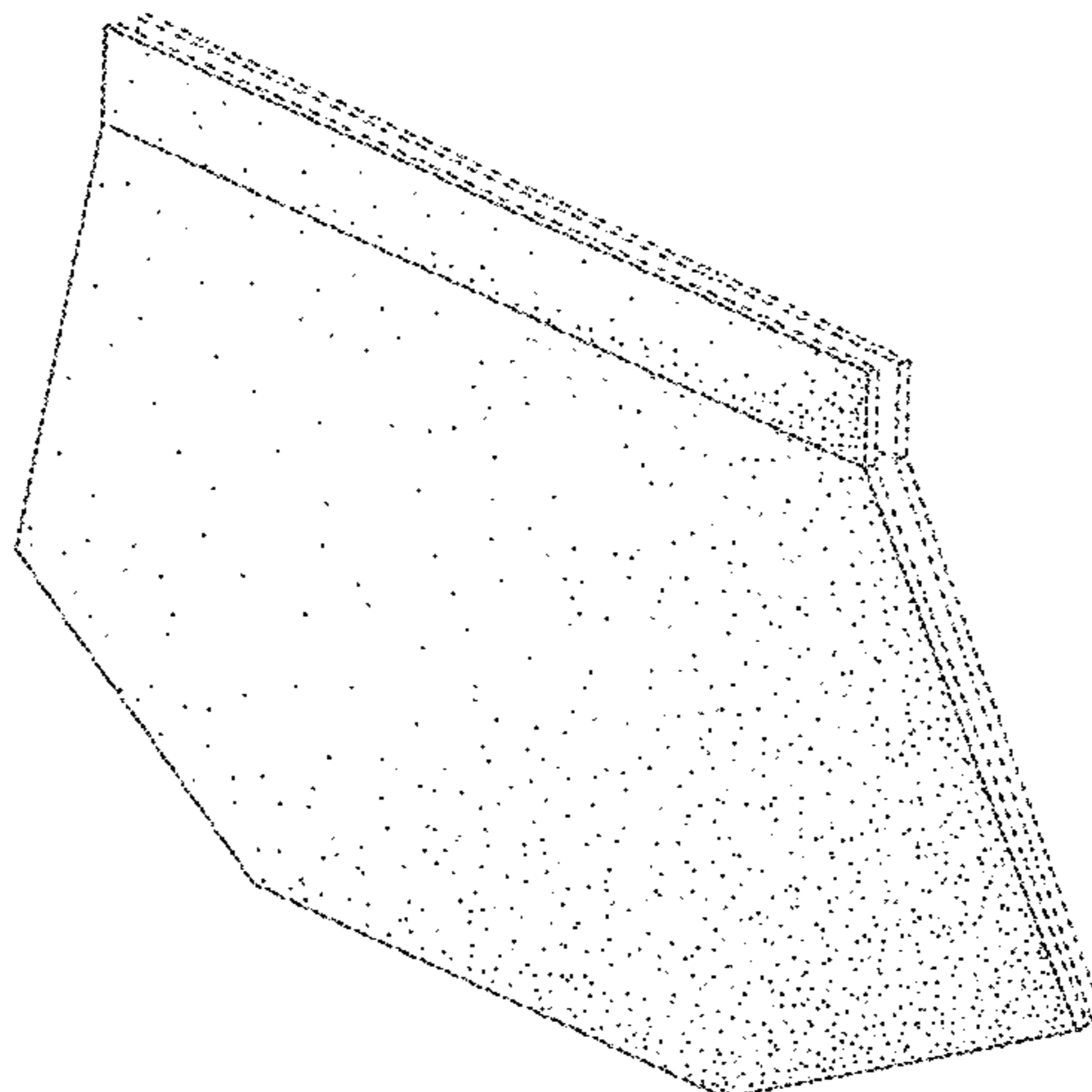
FIG. 17 is a front plan view of the disposable underwear chassis of FIG. 16.

FIG. 18 is a right side view of the disposable underwear chassis of FIG. 16.

FIG. 19 is a plan view of the top side of the disposable underwear chassis of FIG. 16; and,

FIG. 20 is a plan view of the bottom side of the disposable underwear chassis of FIG. 16.

(Continued)



The broken lines depict environmental subject matter only and form no part of the claimed design.

1 Claim, 16 Drawing Sheets

(58) Field of Classification Search

USPC D6/304, 305, 306, 307, 308, 309, 310,
D6/311, 312, 313, 314; D11/125, 131,
D11/133, 157; D14/448, 450, 230, 239;
604/347, 348, 354, 358-361, 378, 385.01,
604/385.201, 385.24, 385.25
CPC A61F 13/15; A61F 13/64; A61F 13/476;
A61F 13/5611; A61F 13/4704; A61F
13/535; A61F 13/539; A61F 13/47; A61F
13/531

See application file for complete search history.

(56) References Cited

U.S. PATENT DOCUMENTS

D348,102 S * 6/1994 Gegelys D24/124
D477,076 S * 7/2003 Wall D24/125
D507,051 S * 7/2005 Bell D24/125
D572,910 S * 7/2008 Schreiner D24/124
D589,611 S * 3/2009 Parker D24/124
D590,941 S * 4/2009 Noel D24/124
D866,770 S * 11/2019 Hahn D24/189
2017/0239107 A1 * 8/2017 Castrogiovanni A61F 13/534
2019/0240076 A1 * 8/2019 Utani B65H 45/24
2019/0338097 A1 * 11/2019 McEneany D01F 8/16
2019/0343978 A1 * 11/2019 McEneany A61L 31/06
2020/0015526 A1 * 1/2020 Brown, Sr. A61F 13/15

* cited by examiner

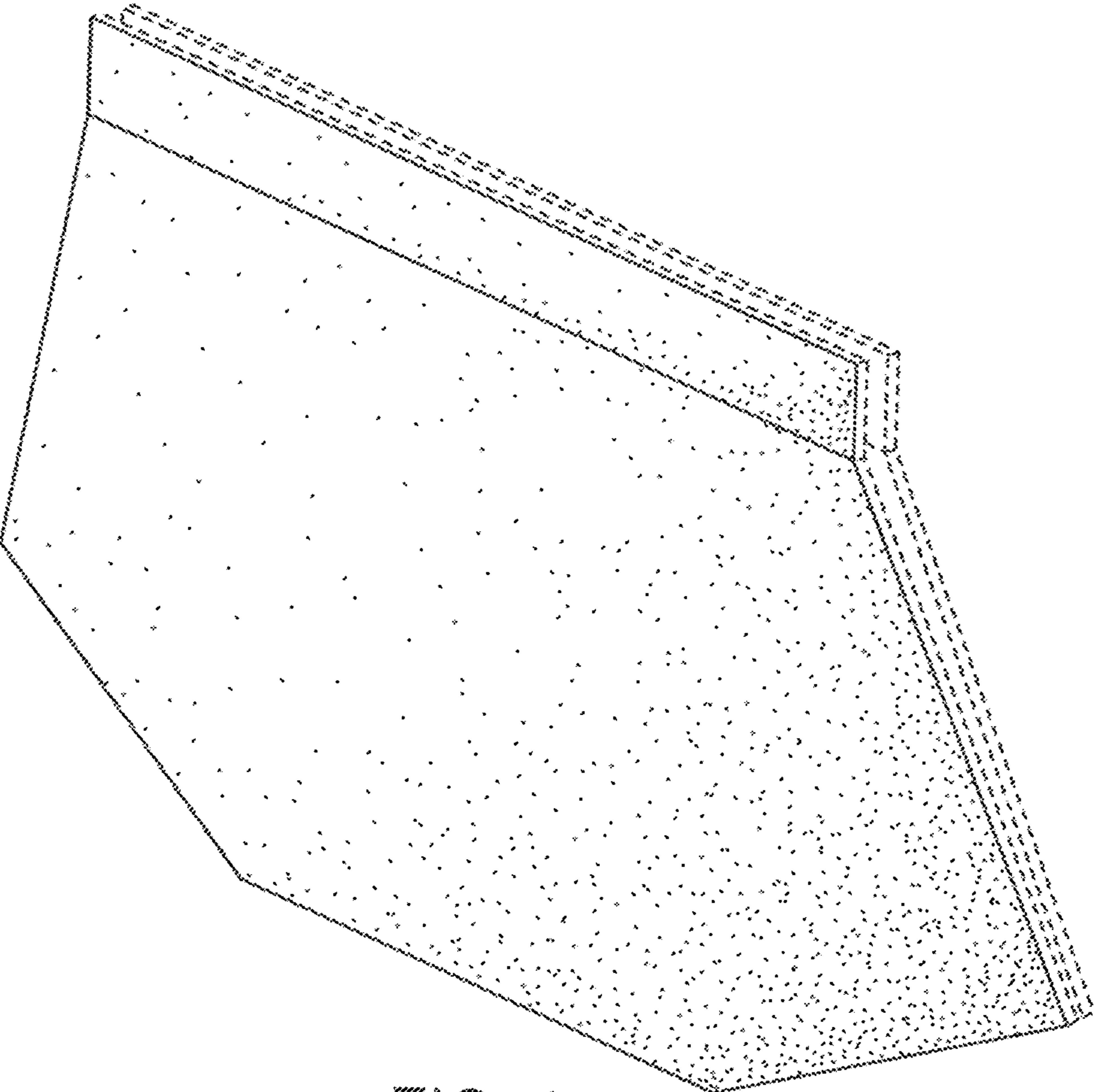


FIG. 1

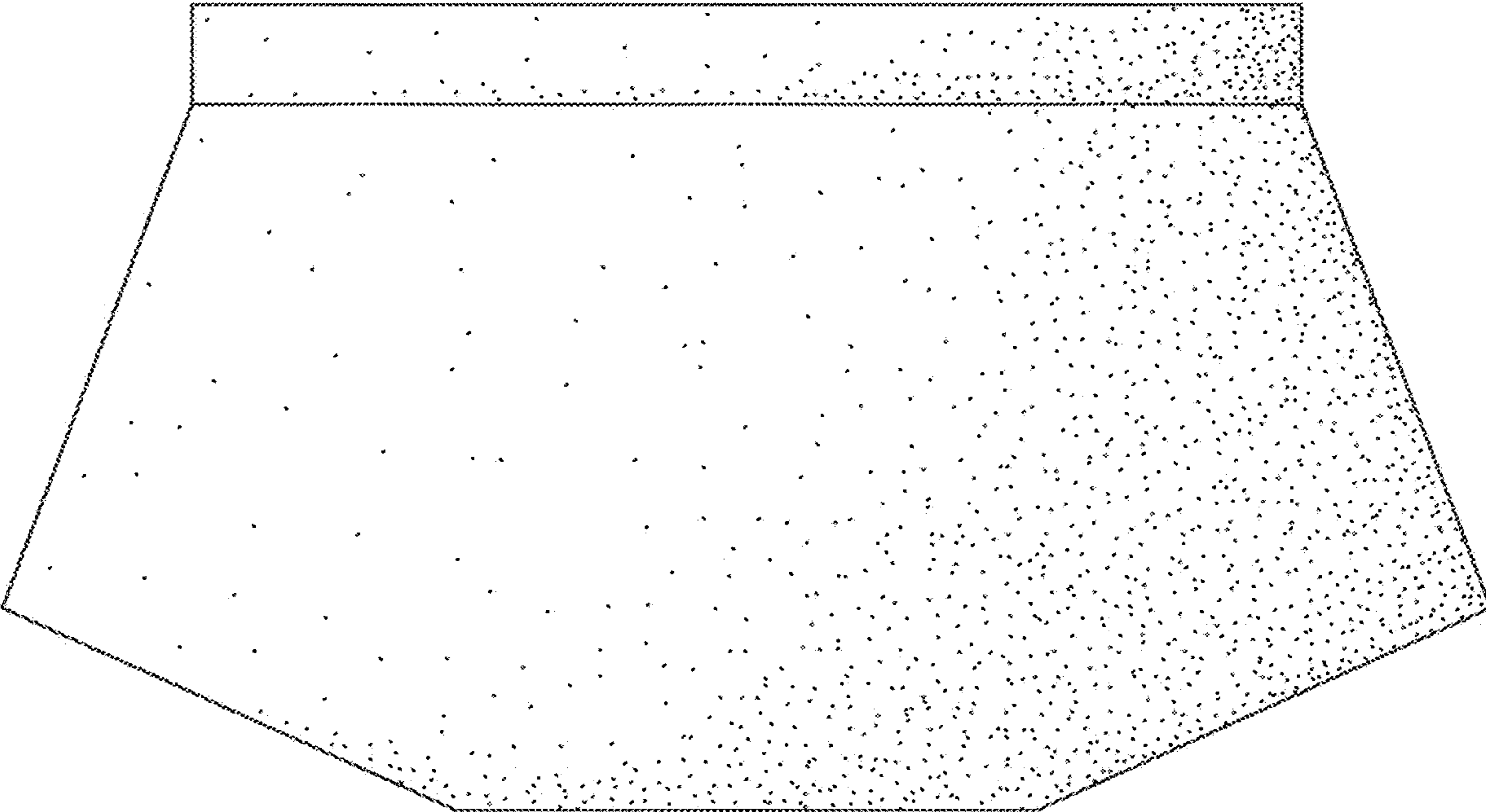


FIG. 2

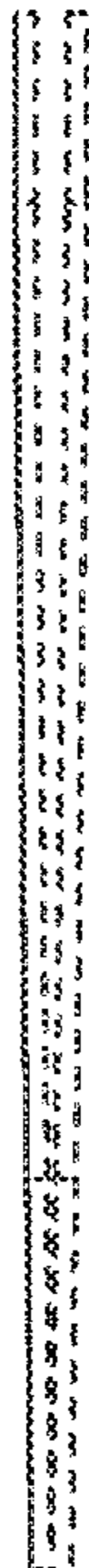


FIG. 3

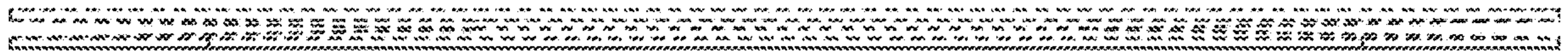


FIG. 4




FIG. 5

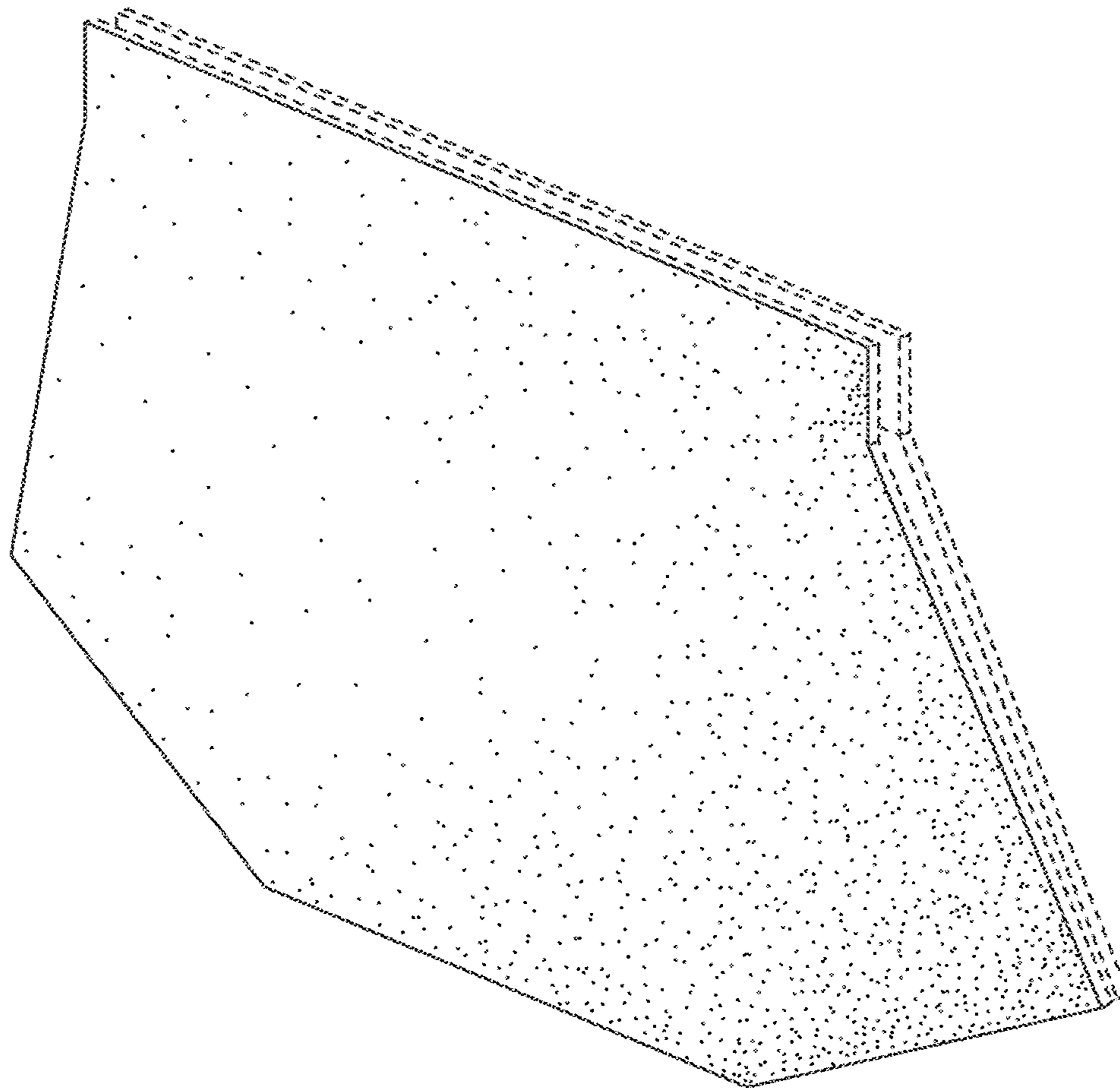


FIG. 6

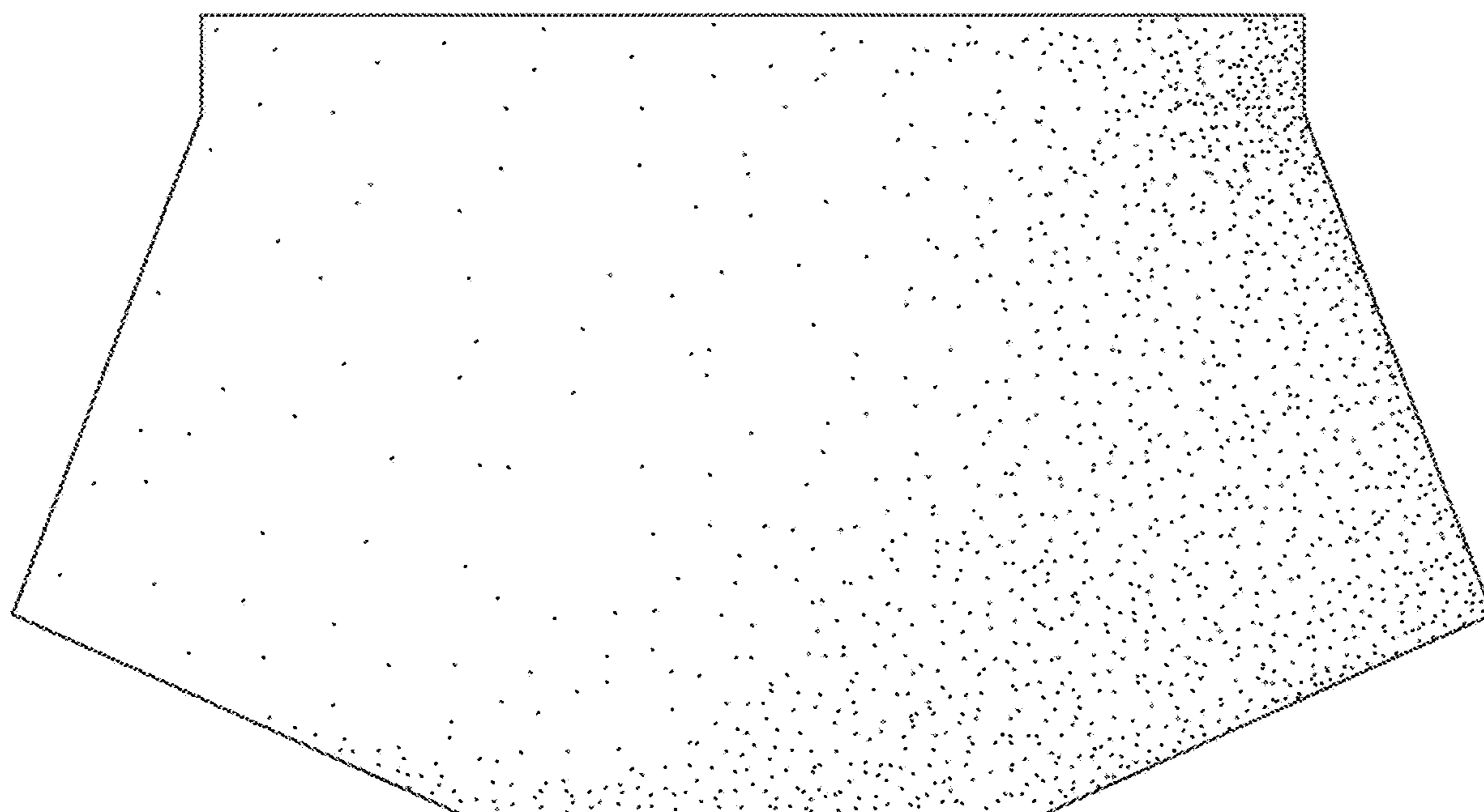


FIG. 7

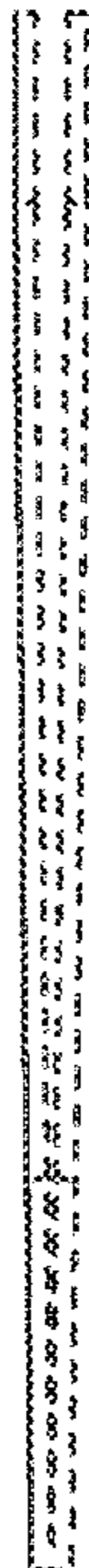


FIG. 8




FIG. 9

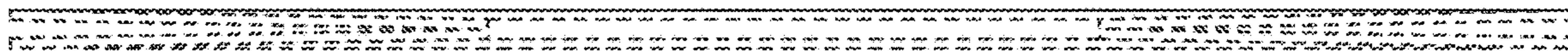


FIG. 10

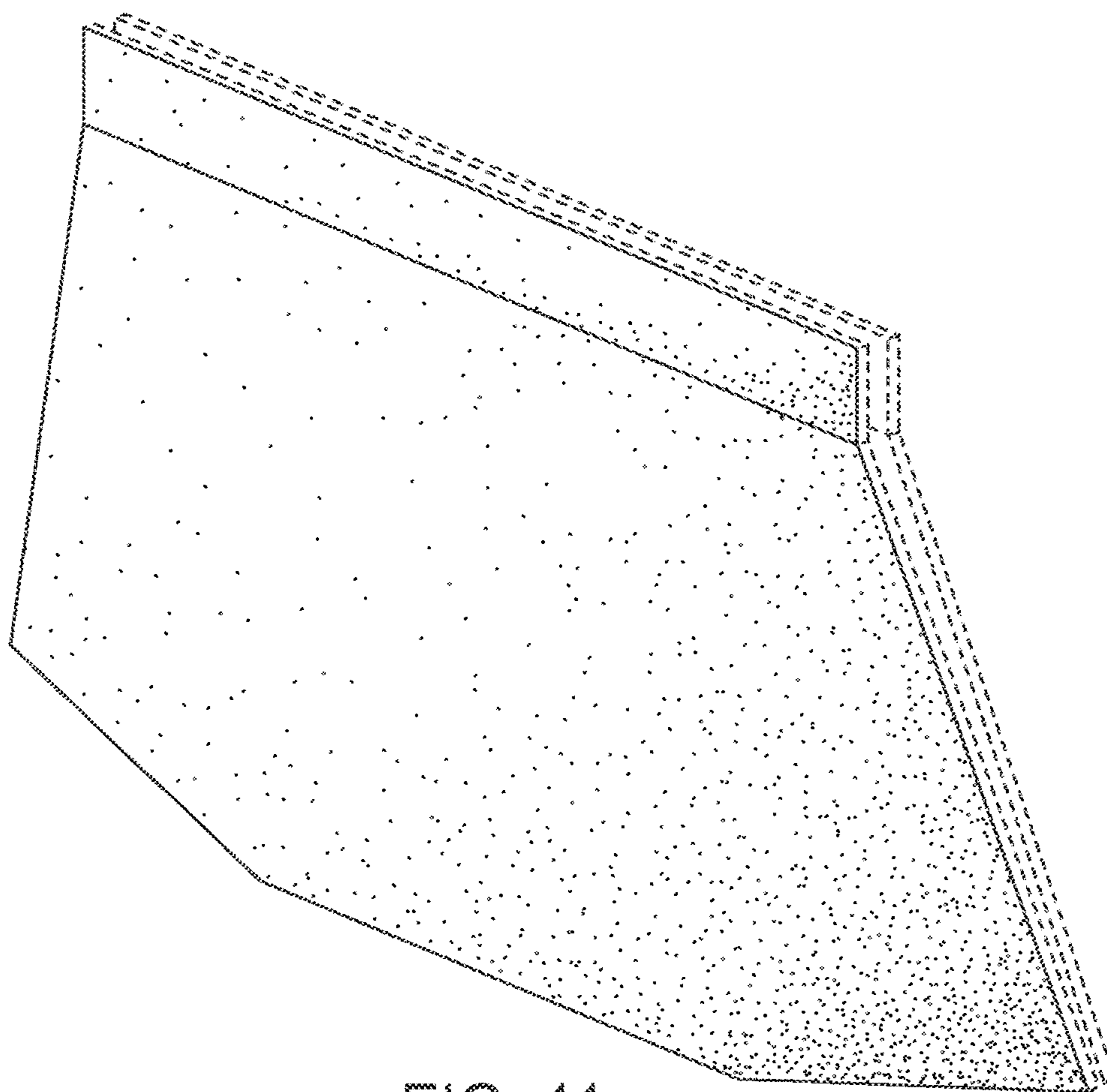


FIG. 11




FIG. 12

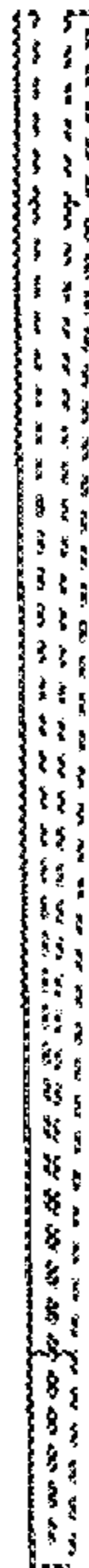


FIG. 13




FIG. 14




FIG. 15

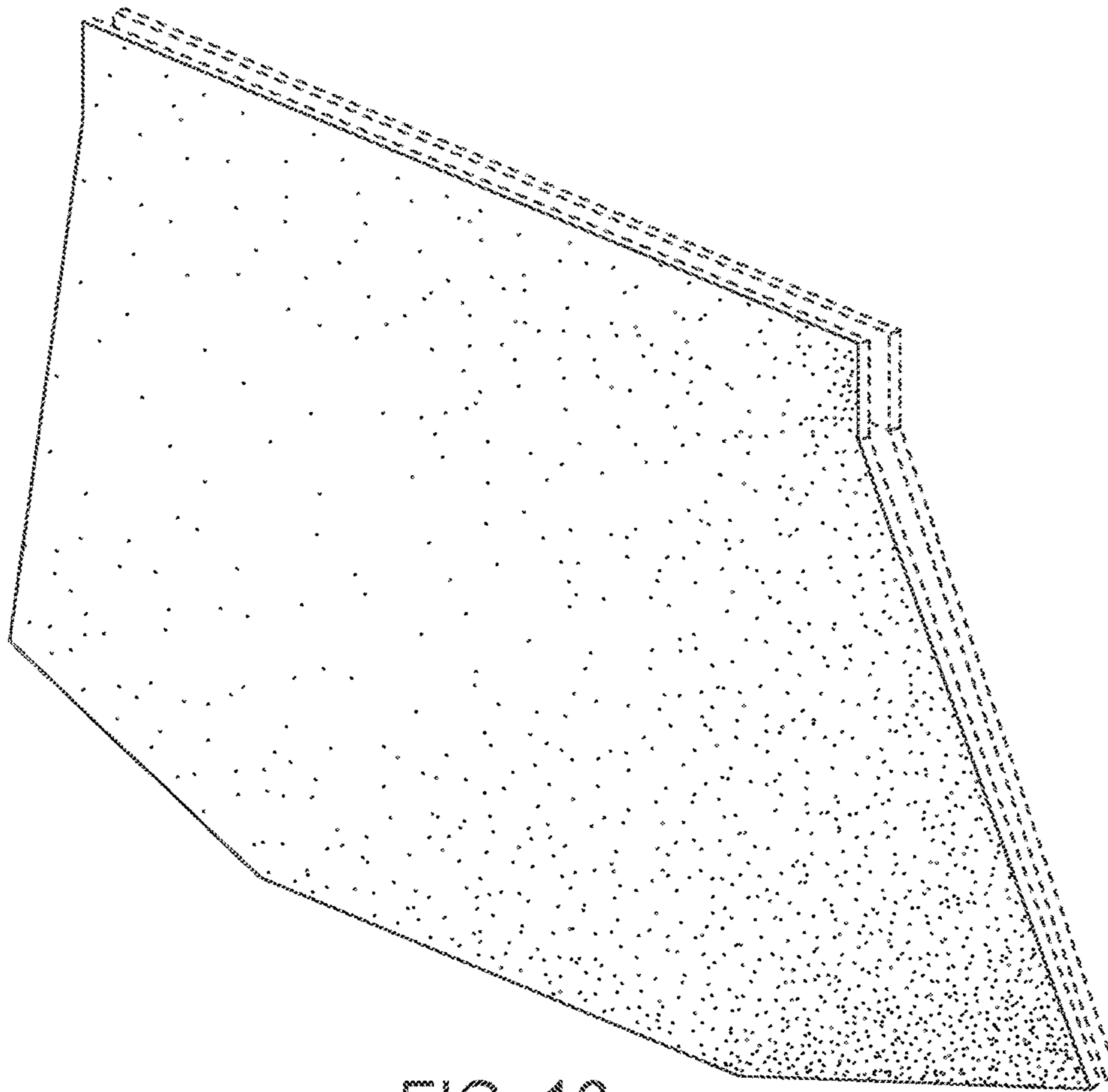


FIG. 16

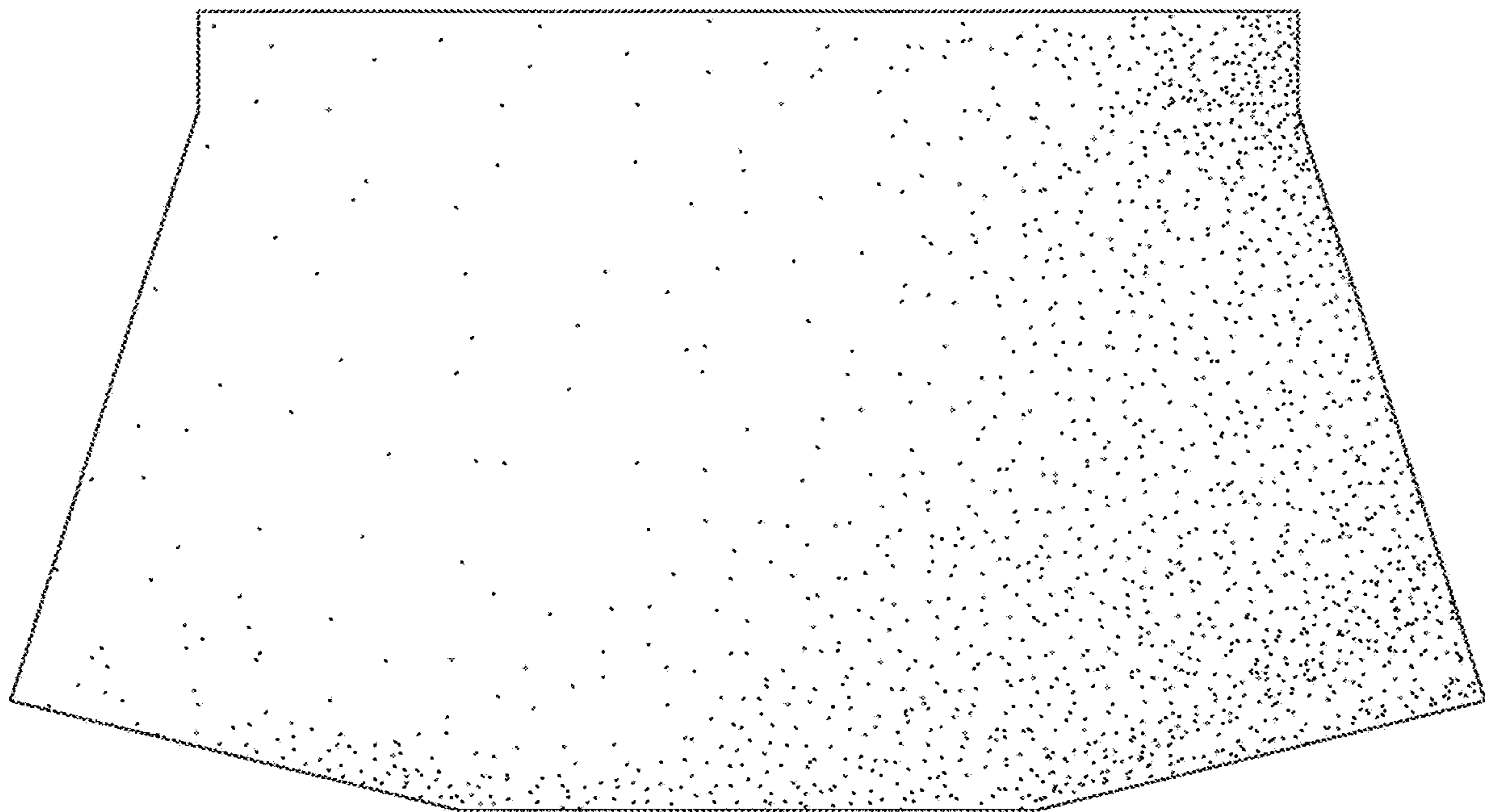


FIG. 17

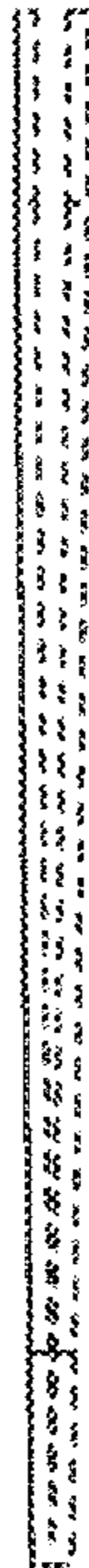


FIG. 18




FIG. 19

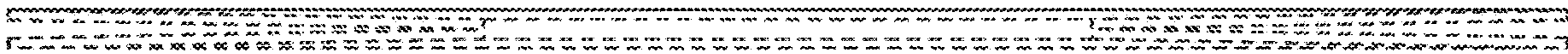


FIG. 20