



US00D901678S

(12) **United States Design Patent** (10) **Patent No.:** **US D901,678 S**  
**Hong et al.** (45) **Date of Patent:** **\*\* Nov. 10, 2020**

- (54) **COLLECTING OR TEST CUP**
- (71) Applicant: **Hangzhou Biotest Biotech Co., Ltd.**, Hangzhou (CN)
- (72) Inventors: **Liang Hong**, Hangzhou (CN); **John Wu**, San Diego, CA (US); **Yangyu Zhu**, San Diego, CA (US)
- (73) Assignee: **Hangzhou Biotest Biotech Co., Ltd.**, Hangzhou (CN)
- (\*\*) Term: **15 Years**
- (21) Appl. No.: **29/674,982**
- (22) Filed: **Dec. 27, 2018**
- (30) **Foreign Application Priority Data**  
Jun. 29, 2018 (CN) ..... 2018 3 0352068
- (51) **LOC (12) Cl.** ..... **24-02**
- (52) **U.S. Cl.**  
USPC ..... **D24/121; D24/122; D24/224**
- (58) **Field of Classification Search**  
USPC ..... D24/121-123, 117, 224; 604/329, 317, 604/318, 334; 600/573, 574; 4/450-460, 4/144.1-144.4, DIG. 5  
CPC ..... A61G 9/006; A61G 9/003  
See application file for complete search history.

- (56) **References Cited**  
U.S. PATENT DOCUMENTS  
D371,936 S \* 7/1996 Goto ..... D7/509  
D410,174 S \* 5/1999 Sheu ..... D7/510  
6,244,311 B1 \* 6/2001 Hand ..... A61M 1/0001  
141/330


- D607,118 S \* 12/2009 Py ..... D24/224
- D608,885 S \* 1/2010 Sneddon ..... D24/127
- D610,700 S \* 2/2010 Khoury ..... D24/121
- D688,523 S \* 8/2013 Lees ..... D7/510
- D695,416 S \* 12/2013 Saliaris ..... D24/224
- D731,672 S \* 6/2015 Kuroda ..... D24/224
- D765,836 S \* 9/2016 Kammer ..... D24/121
- D852,375 S \* 6/2019 Druga, Sr. .... D24/224
- 2018/0325497 A1 \* 11/2018 Katz ..... B01L 3/5023
- 2019/0250075 A1 \* 8/2019 Wu ..... B01L 3/502

\* cited by examiner  
*Primary Examiner* — Nathan M Johnston  
(74) *Attorney, Agent, or Firm* — Thomas|Horstemeyer LLP

(57) **CLAIM**  
The ornamental design for the collecting or test cup, as shown and described.

**DESCRIPTION**  
FIG. 1 is a front view of the collecting or test cup according to the present design;  
FIG. 2 is a back view of the collecting or test cup of FIG. 1;  
FIG. 3 is a top view of the collecting or test cup of FIG. 1;  
FIG. 4 is a bottom view of the collecting or test cup of FIG. 1;  
FIG. 5 is a right view of the collecting or test cup of FIG. 1;  
FIG. 6 is a left view of the collecting or test cup of FIG. 1;  
and,  
FIG. 7 is a perspective view of the collecting or test cup of FIG. 1.  
The broken lines show portions of the design that form no part of the claimed design.

**1 Claim, 7 Drawing Sheets**



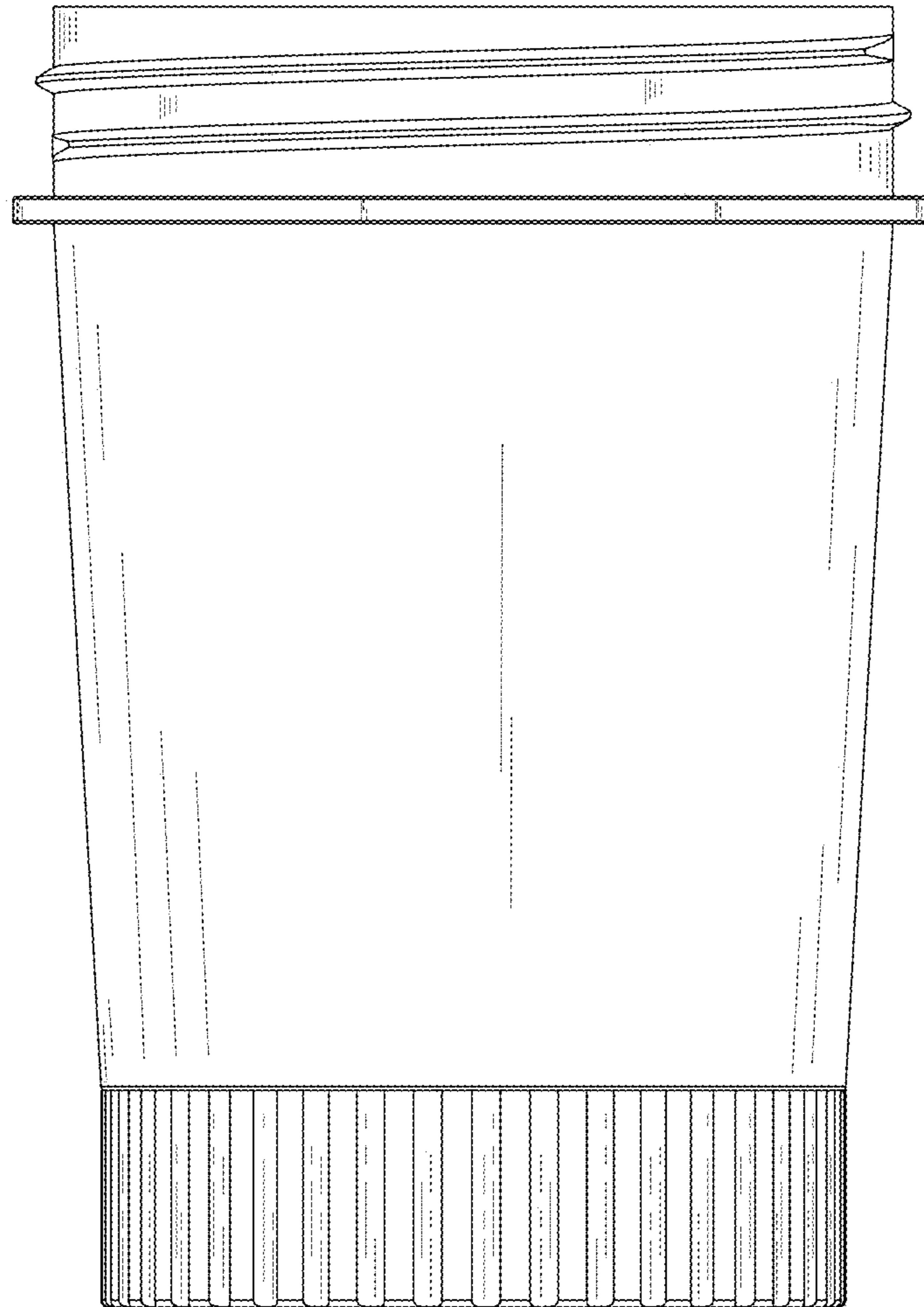


FIG. 1

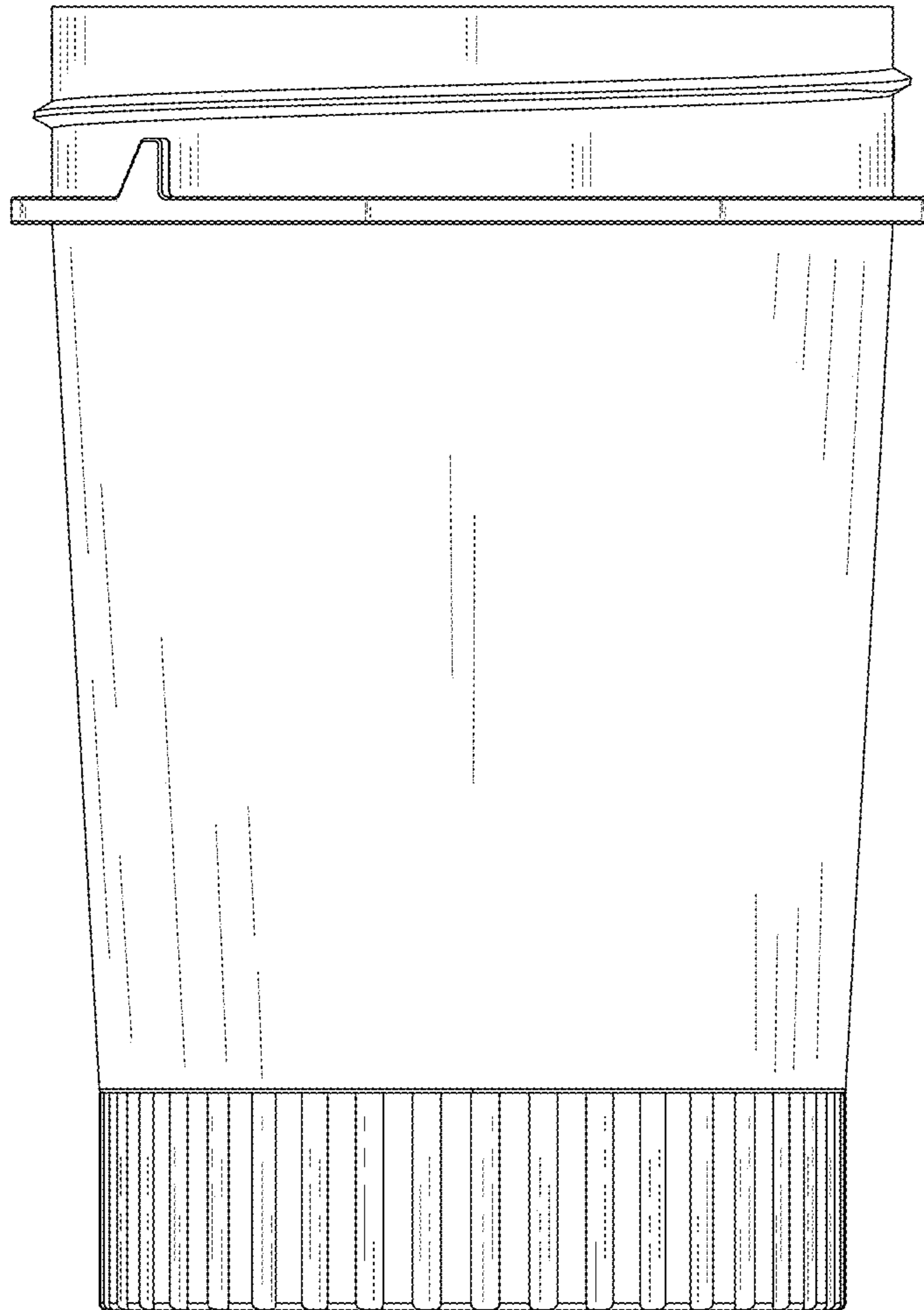
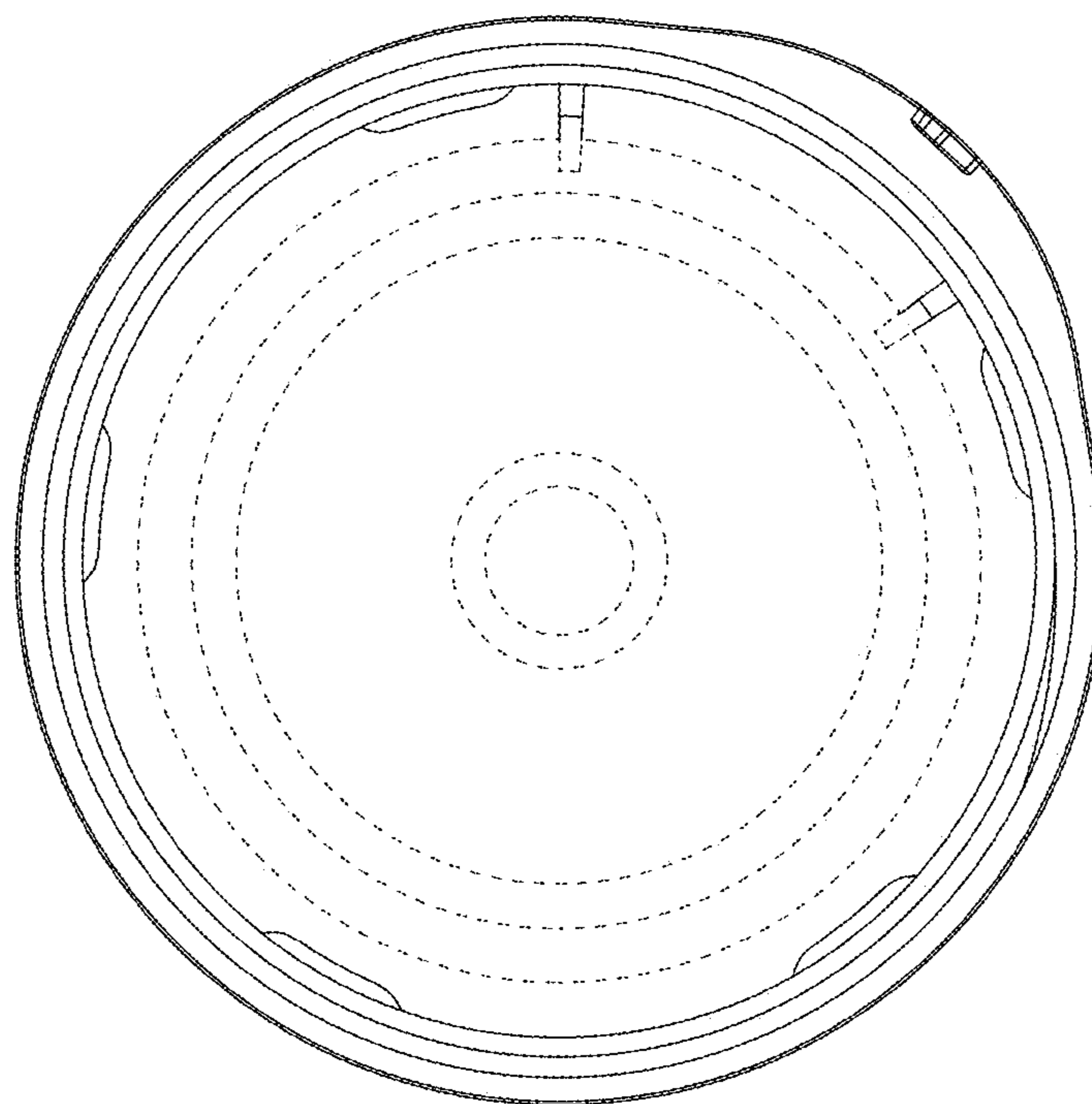
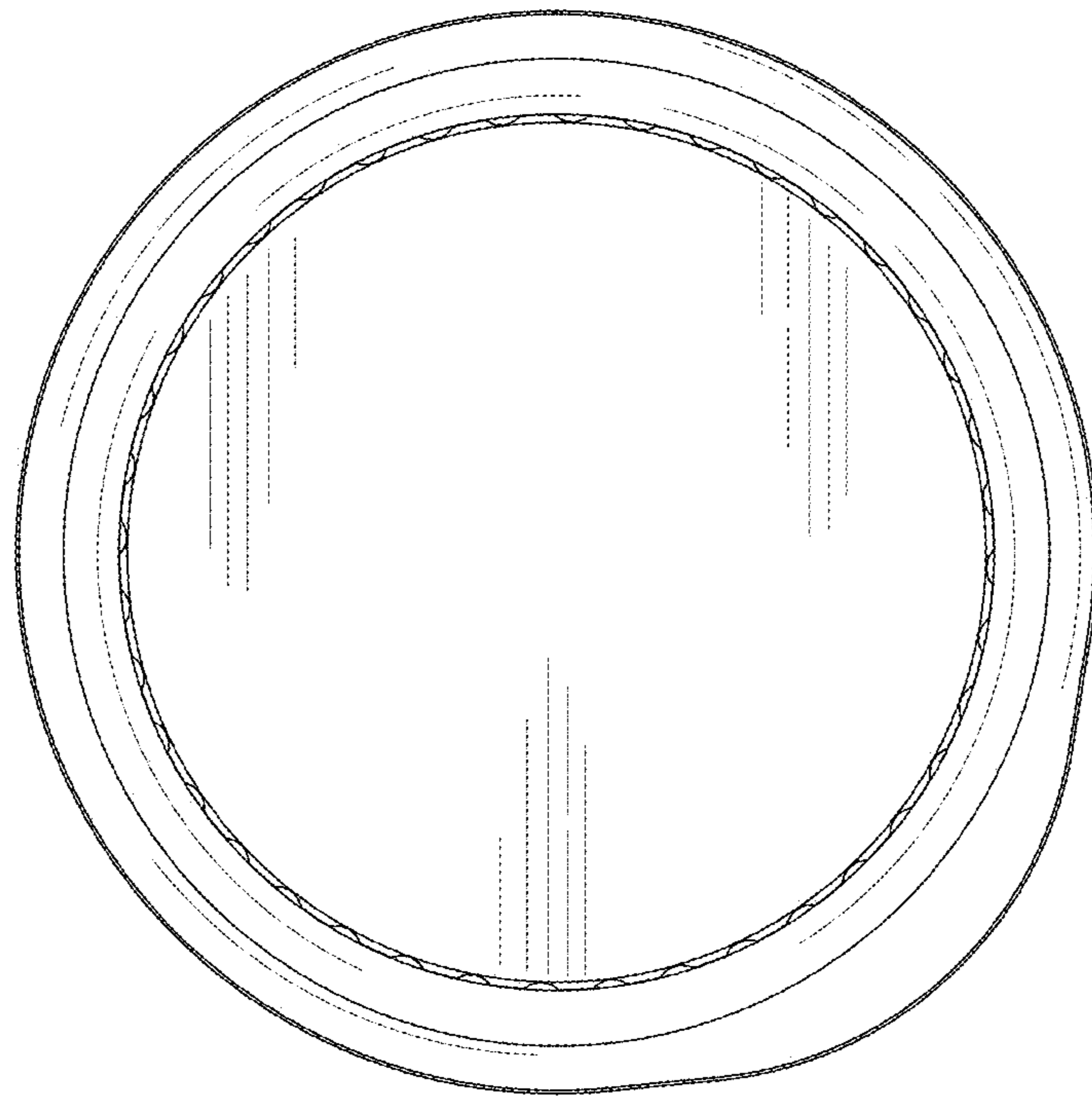


FIG. 2



**FIG. 3**



**FIG. 4**

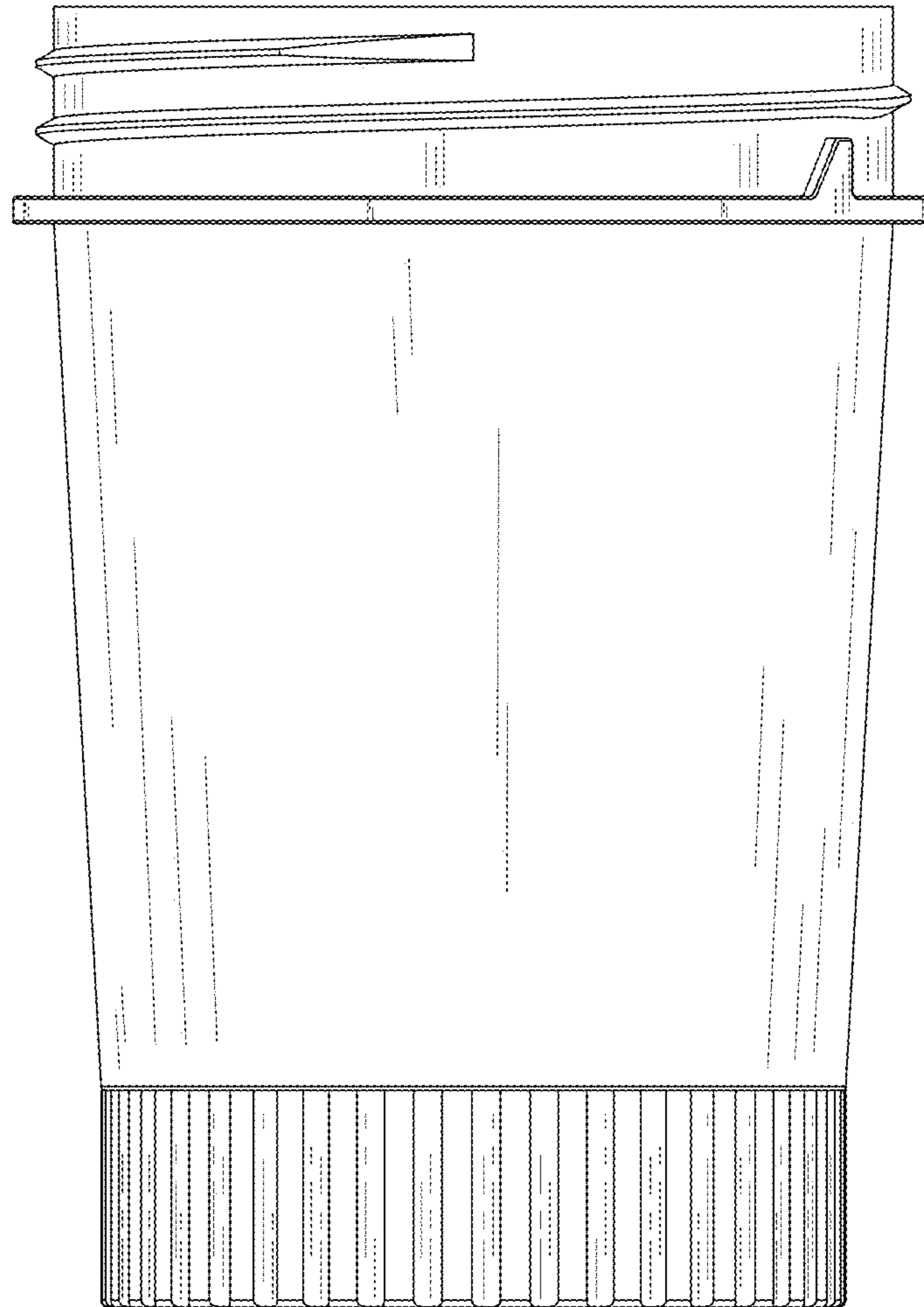


FIG. 5

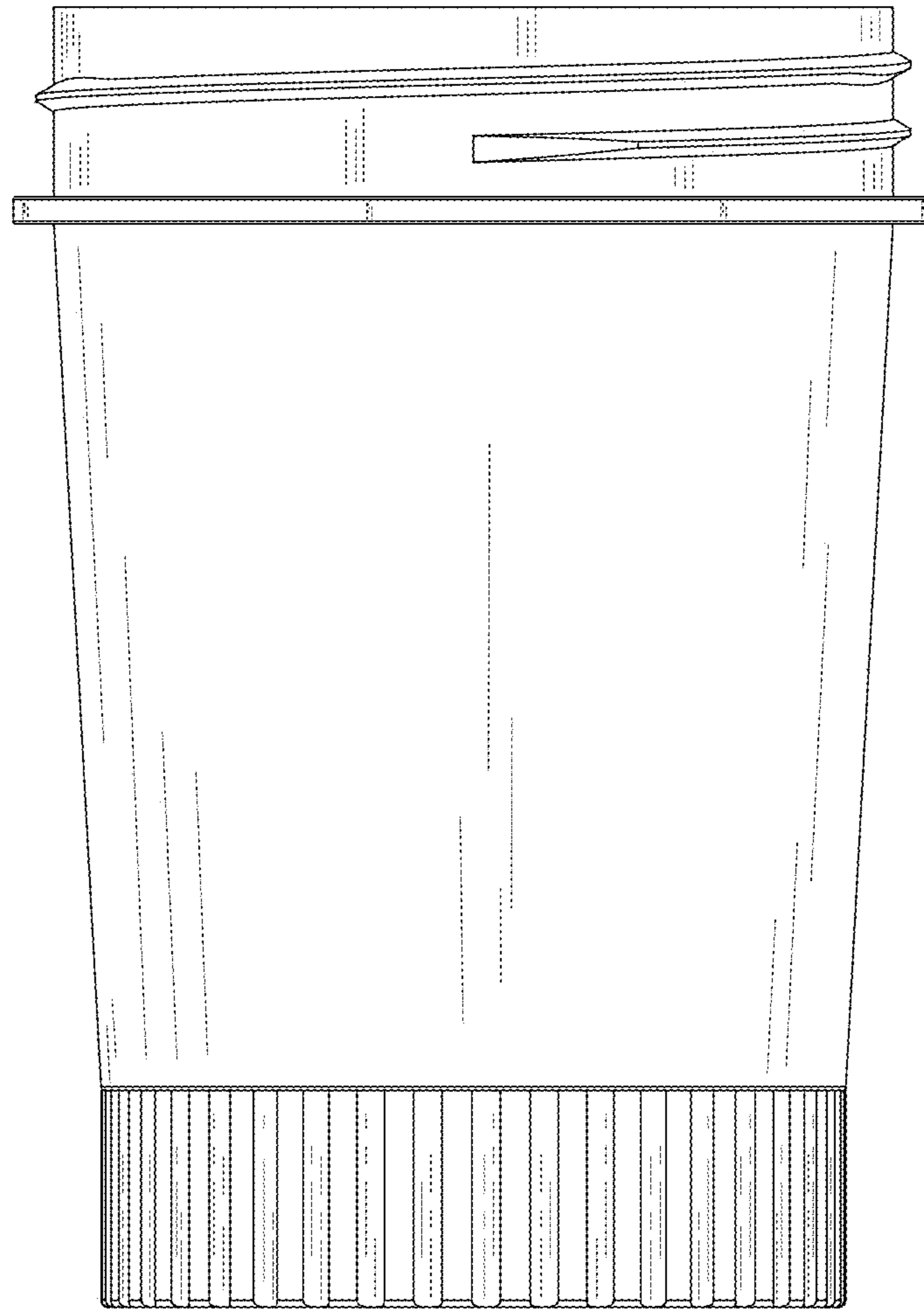



FIG. 6



**FIG. 7**