



US00D901677S

(12) **United States Design Patent**
Hong et al.

(10) **Patent No.:** **US D901,677 S**
(45) **Date of Patent:** **** Nov. 10, 2020**

(54) **TEST OR COLLECTING DEVICE**
(71) Applicant: **Hangzhou Biotest Biotech Co., Ltd.**,
Hangzhou (CN)
(72) Inventors: **Liang Hong**, Hangzhou (CN); **John**
Wu, San Diego, CA (US); **Yangyu**
Zhu, San Diego, CA (US)
(73) Assignee: **Hangzhou Biotest Biotech Co., Ltd.**,
Hangzhou (CN)
(**) Term: **15 Years**

D610,700 S * 2/2010 Khoury D24/121
D622,547 S * 8/2010 Carreno D7/510
D648,985 S * 11/2011 Chiu D7/510
8,167,857 B2 * 5/2012 James A61M 1/0001
604/317
D688,523 S * 8/2013 Lees D7/510
D690,826 S * 10/2013 Kuroda D24/224
D707,364 S * 6/2014 Spencer D24/224
D731,672 S * 6/2015 Kuroda D24/224
D767,158 S * 9/2016 Wang D24/223
D797,303 S * 9/2017 Wan D24/224
D804,907 S * 12/2017 Sandoval D7/510
D820,480 S * 6/2018 Kaliroff D26/7
D848,612 S * 5/2019 Mozzicato D24/121

(Continued)

(21) Appl. No.: **29/674,977**
(22) Filed: **Dec. 27, 2018**

Primary Examiner — Nathan M Johnston
(74) *Attorney, Agent, or Firm* — Thomas|Horstemeyer
LLP

(30) **Foreign Application Priority Data**

Jun. 29, 2018 (CN) 2018 3 0352055

(51) **LOC (12) Cl.** **24-02**

(52) **U.S. Cl.**
USPC **D24/121; D24/122; D24/224**

(58) **Field of Classification Search**
USPC D24/121–123, 117, 224; 604/329, 317,
604/318, 334; 600/573, 574; 4/450–460,
4/144.1–144.4, DIG. 5
CPC A61G 9/006; A61G 9/003
See application file for complete search history.

(56) **References Cited**

U.S. PATENT DOCUMENTS

D323,116 S * 1/1992 Dart D9/435
D400,005 S * 10/1998 Wolff D7/612
D410,174 S * 5/1999 Sheu D7/510
5,921,970 A * 7/1999 Vandenberg A61M 1/008
604/264
6,244,311 B1 * 6/2001 Hand A61M 1/0001
141/330
D591,106 S * 4/2009 Dominique D7/507
D607,118 S * 12/2009 Py D24/224

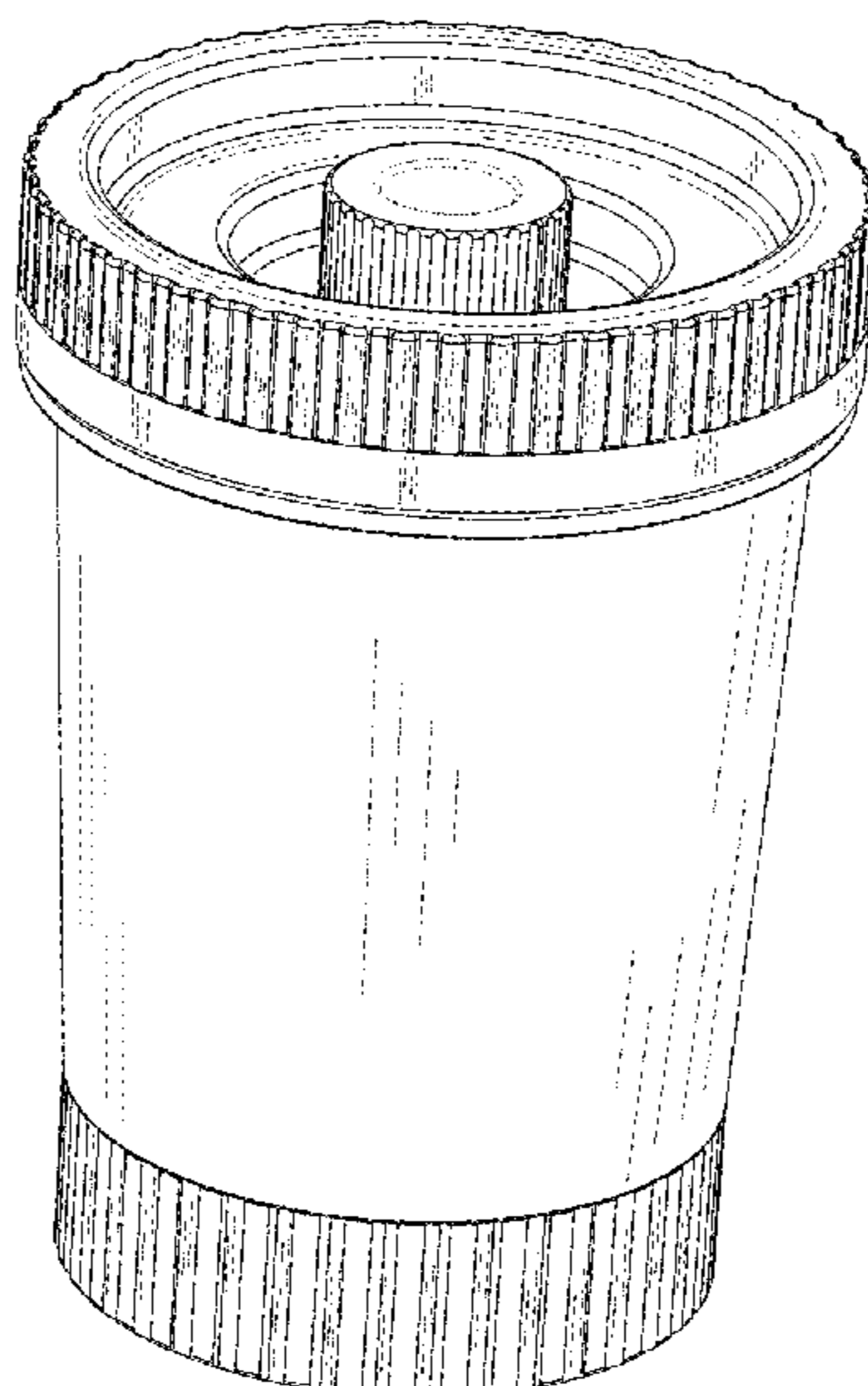
(57) **CLAIM**

The ornamental design for the test or collecting device, as shown and described.

DESCRIPTION

FIG. 1 is a front view of the test or collecting device according to the present design;
FIG. 2 is a back view of the test or collecting device of FIG. 1;
FIG. 3 is a top view of the test or collecting device of FIG. 1;
FIG. 4 is a bottom view of the test or collecting device of FIG. 1;
FIG. 5 is a right view of the test or collecting device of FIG. 1;
FIG. 6 is a left view of the test or collecting device of FIG. 1; and,
FIG. 7 is a perspective view of the test or collecting device of FIG. 1.
The broken lines show portions of the design that form no part of the claimed design

1 Claim, 7 Drawing Sheets



(56)

References Cited

U.S. PATENT DOCUMENTS

D850,647 S *	6/2019	Jackson	D24/224
2005/0101922 A1 *	5/2005	Anderson	A61M 1/0001
			604/317
2011/0237977 A1 *	9/2011	Knight	A61B 10/007
			600/573
2016/0054202 A1 *	2/2016	Yong	A61B 10/007
			73/864.63
2018/0325497 A1 *	11/2018	Katz	B01L 3/5023
2019/0250075 A1 *	8/2019	Wu	B01L 3/502

* cited by examiner

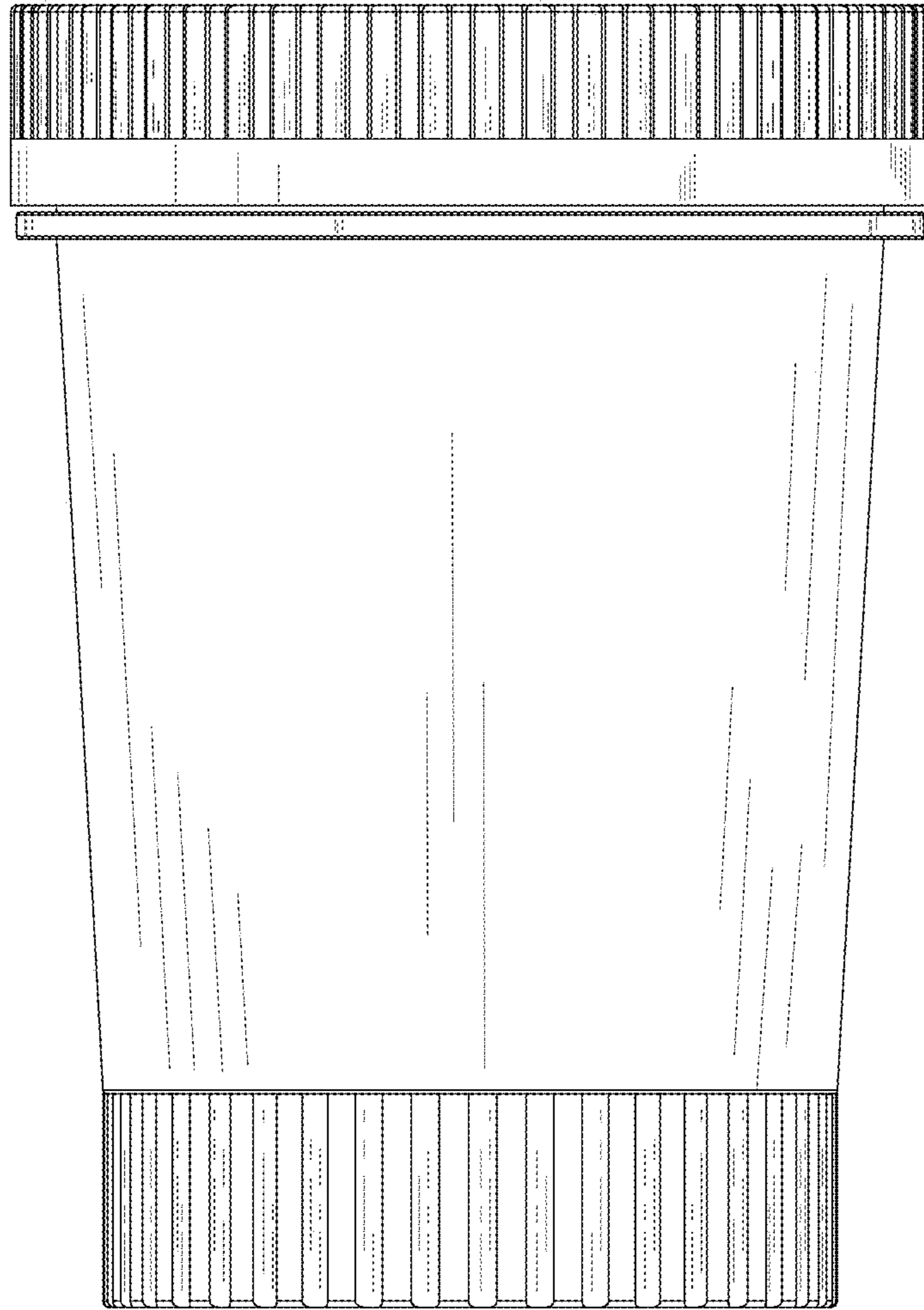


FIG. 1

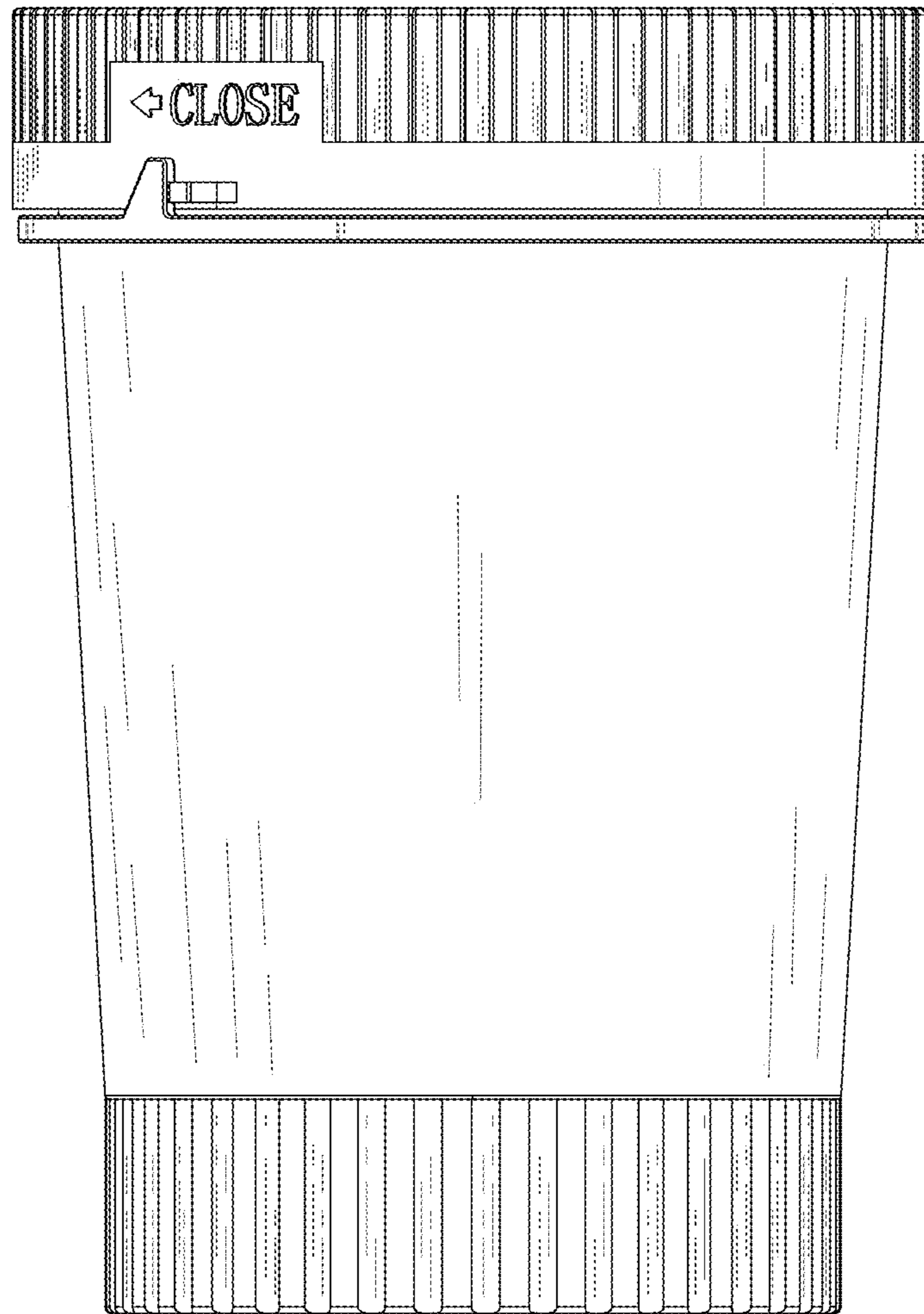


FIG. 2

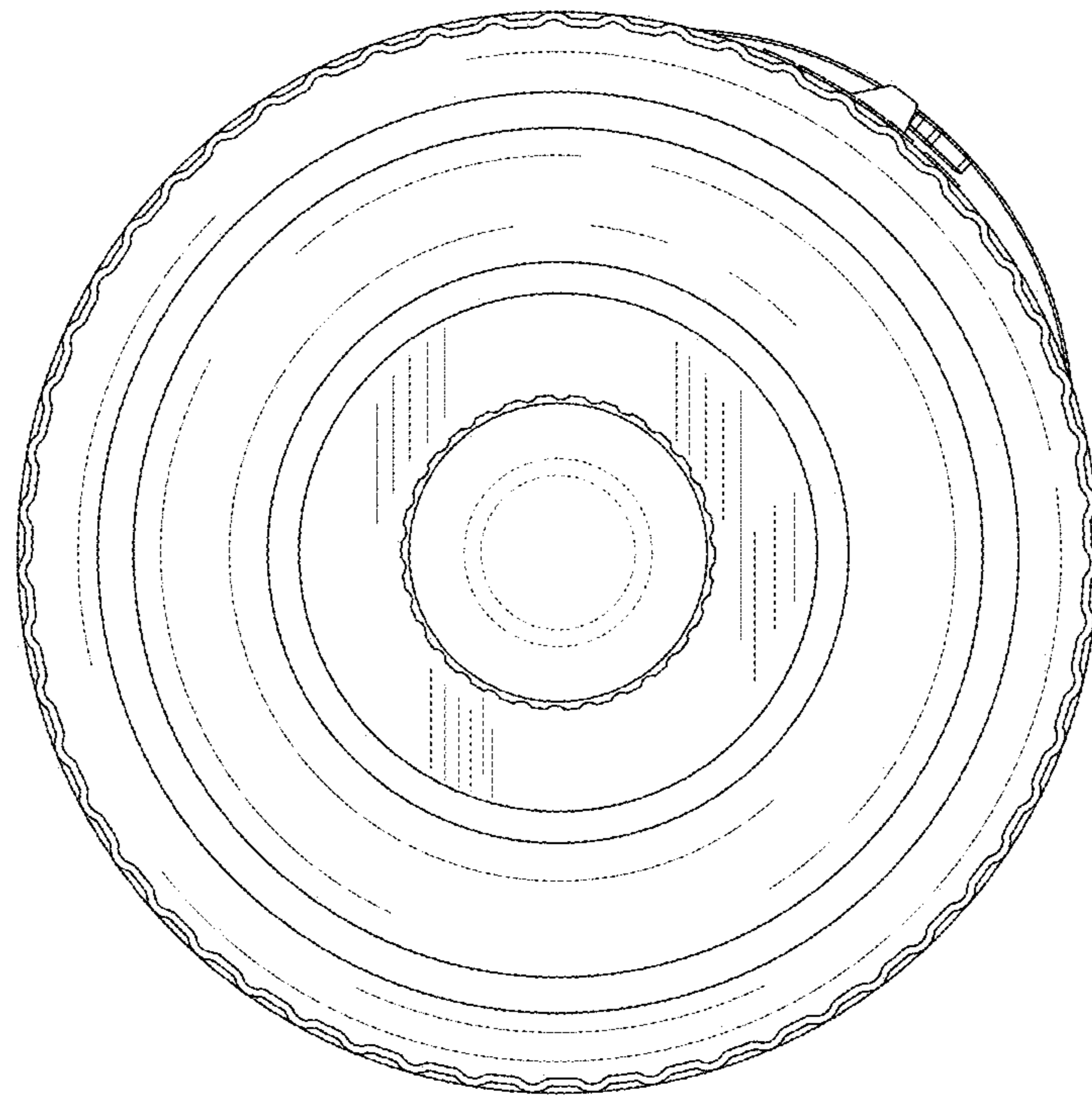


FIG. 3

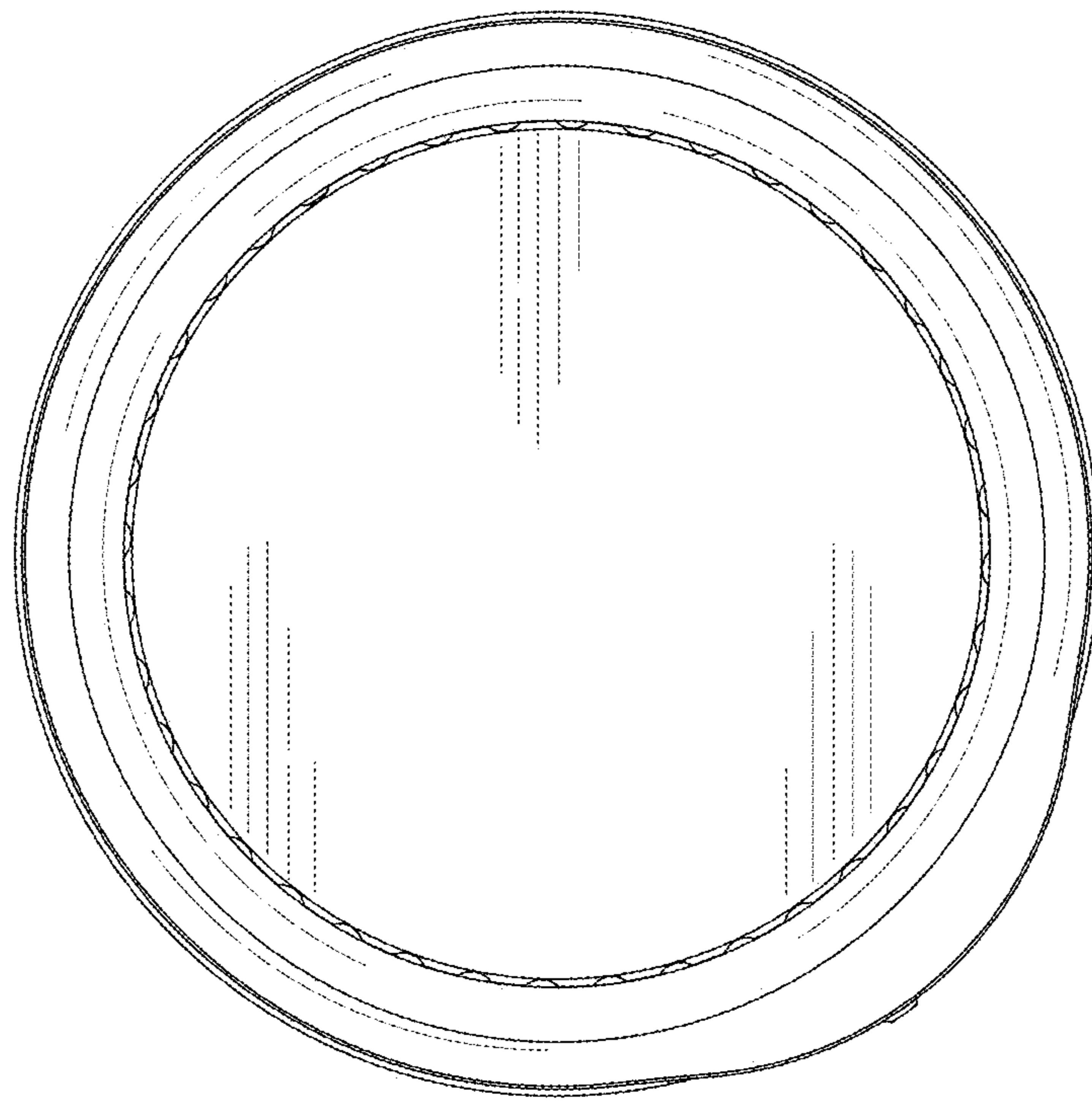


FIG. 4

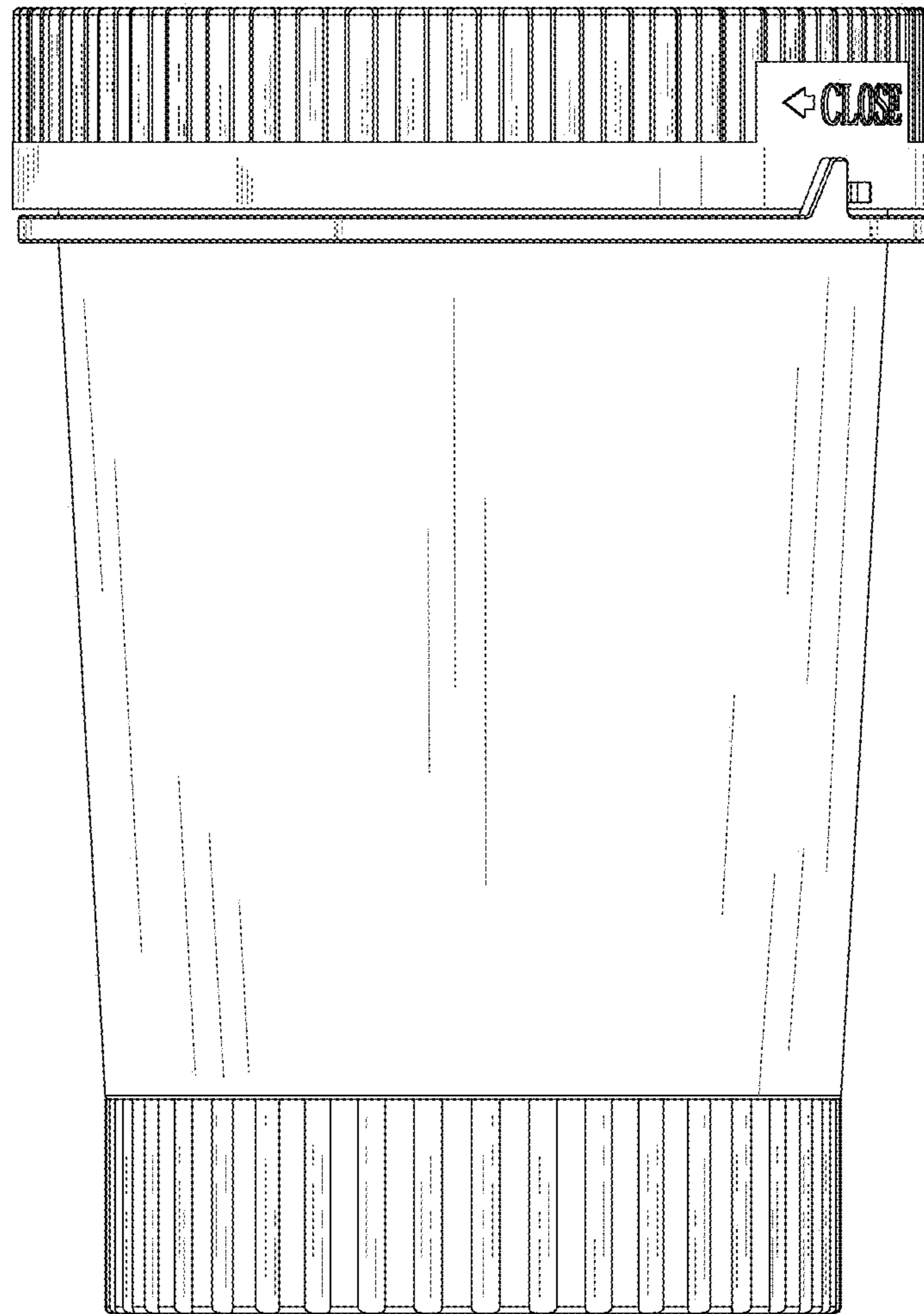


FIG. 5

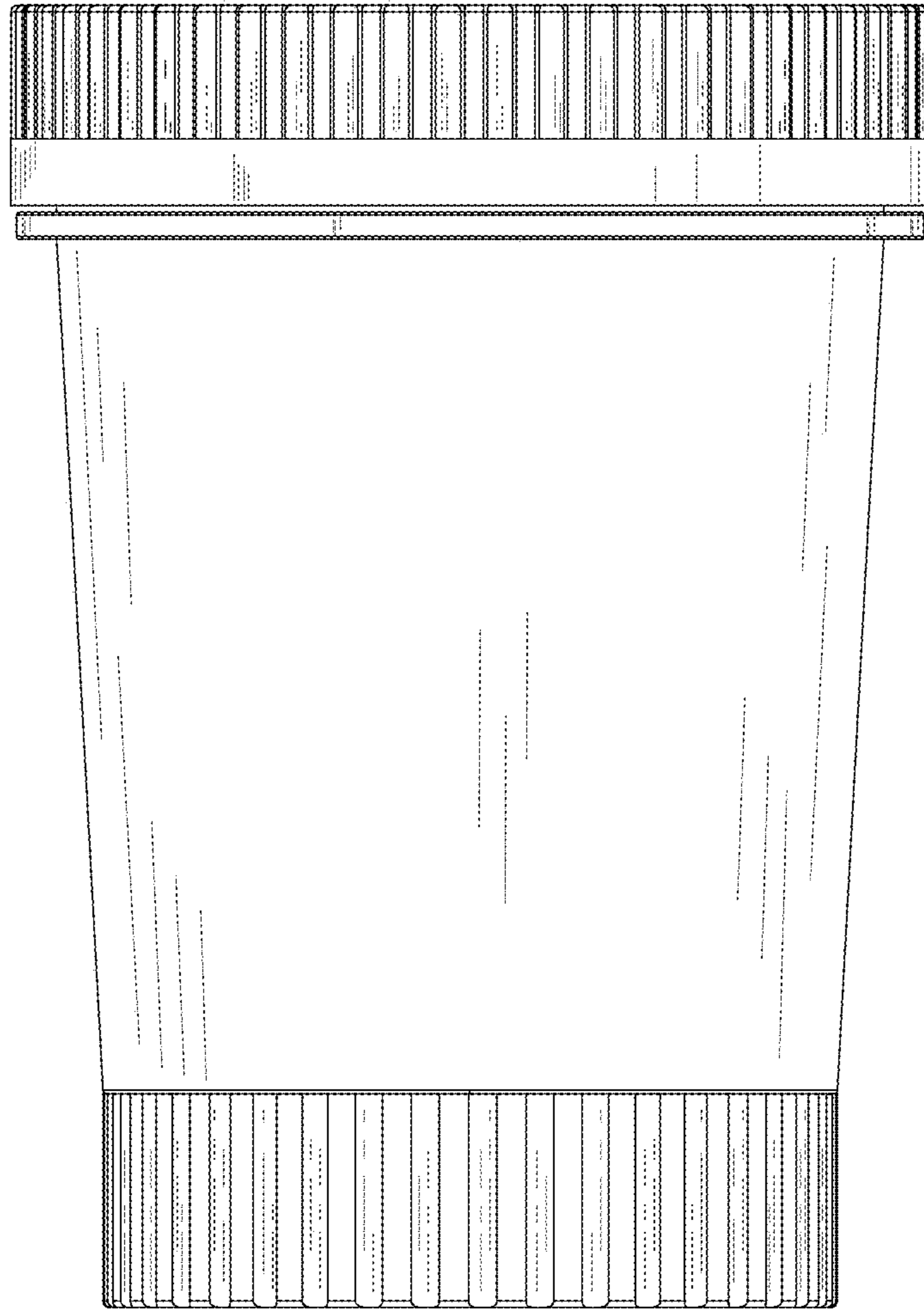


FIG. 6

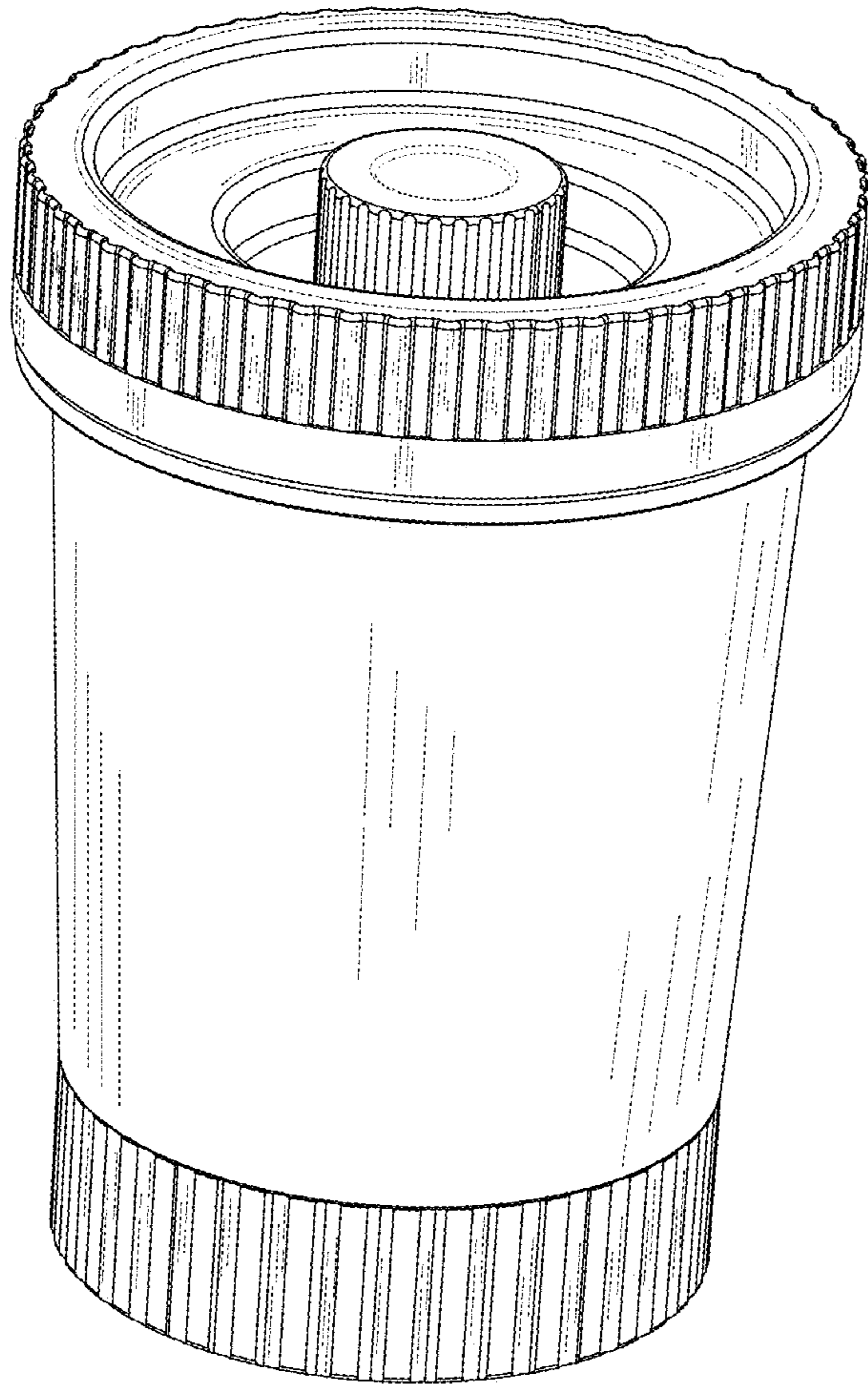


FIG. 7