



US00D901674S

(12) **United States Design Patent** (10) **Patent No.:** **US D901,674 S**  
**D'Souza et al.** (45) **Date of Patent:** **\*\* Nov. 10, 2020**

(54) **MASK ASSEMBLY**

FOREIGN PATENT DOCUMENTS

(71) Applicant: **ResMed Pty Ltd**, Bella Vista (AU)

WO WO 2004/078229 A2 9/2004

(72) Inventors: **Errol Savio Alex D'Souza**, Sydney (AU); **Matthew Eves**, Sydney (AU); **Justin John Formica**, Sydney (AU); **David James Lockwood**, Gosford (AU); **Stuart Norris Plascott**, Sydney (AU); **Rupert Christian Scheiner**, Sydney (AU); **Zoran Valcic**, Sydney (AU); **Jamie Graeme Wehbeh**, Sydney (AU)

OTHER PUBLICATIONS

D'Souza et al., U.S. Appl. No. 29/574,602, filed Aug. 17, 2016 for "Cushion Frame and Mask Assembly", parent application.

*Primary Examiner* — Lilyana Bekic

(74) *Attorney, Agent, or Firm* — Nixon & Vanderhye P.C.

(73) Assignee: **ResMed Pty Ltd**, Bella Vista (AU)

(57) **CLAIM**

The ornamental design for a mask assembly, as shown and described.

(\*\*) Term: **15 Years**

**DESCRIPTION**

(21) Appl. No.: **29/677,104**

(22) Filed: **Jan. 17, 2019**

**Related U.S. Application Data**

(60) Division of application No. 29/574,602, filed on Aug. 17, 2016, now Pat. No. Des. 843,560, which is a (Continued)

(51) **LOC (12) Cl.** ..... **29-02**

(52) **U.S. Cl.**  
USPC ..... **D24/110.4**

(58) **Field of Classification Search**  
USPC ..... D24/110–110.5, 127; D29/108, 122  
CPC ..... A61M 16/0622; A61M 16/0616; A61M 16/0633; A61M 16/06; A61M 16/0683; A61M 16/0605; A61M 16/0644  
See application file for complete search history.

FIG. 1 is a front perspective view of a mask assembly according to a first embodiment of our design; FIG. 2 is a front view thereof; FIG. 3 is a rear view thereof; FIG. 4 is a top view thereof; FIG. 5 is a bottom view thereof; FIG. 6 is a left side view thereof, with the right side view being a mirror image thereof; FIG. 7 is a rear perspective view thereof; FIG. 8 is a front perspective view of a mask assembly according to a second embodiment of our design; FIG. 9 is a front view thereof; FIG. 10 is a rear view thereof; FIG. 11 is a top view thereof; FIG. 12 is a bottom view thereof; FIG. 13 is a left side view thereof, with the right side view being a mirror image thereof; and, FIG. 14 is a rear perspective view thereof.

The stippling for the cushion indicates a contrast in appearance with the adjacent line-shaded portion of the frame. The broken lines in the drawings illustrate portions of the mask assembly that form no part of the claimed design.

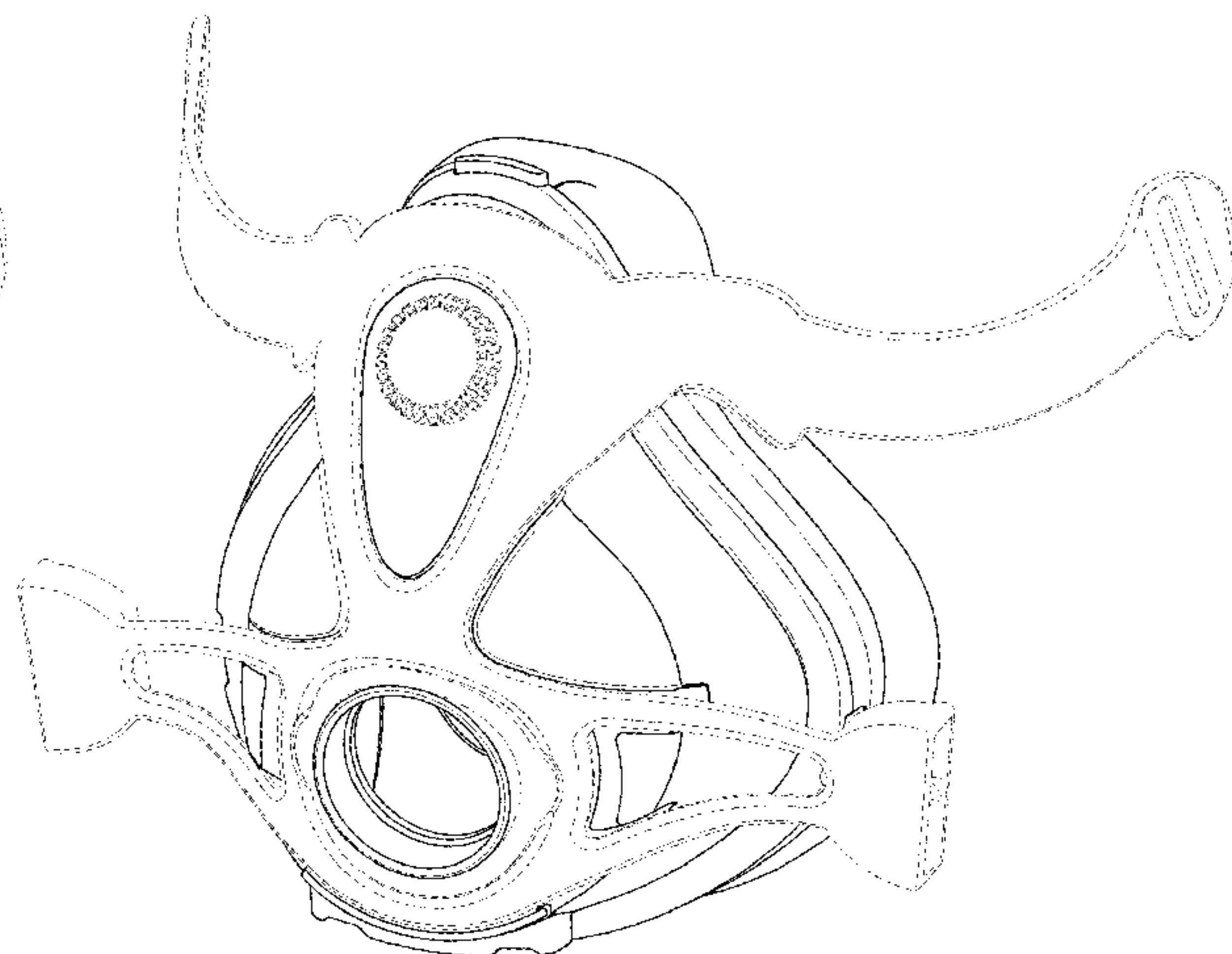
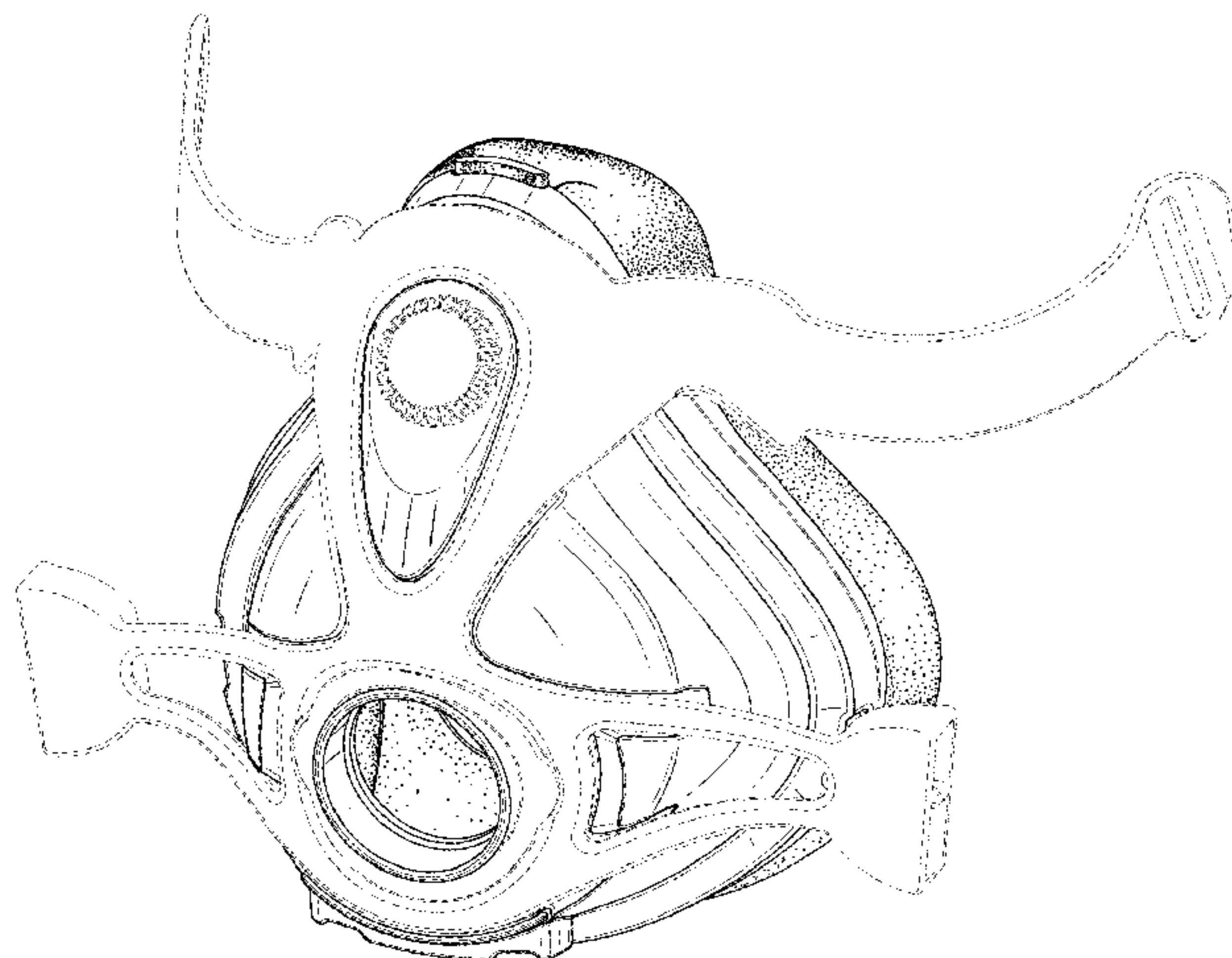
(56) **References Cited**

**U.S. PATENT DOCUMENTS**

D486,226 S 2/2004 Guney et al.  
D542,407 S 5/2007 Stallard

(Continued)

**1 Claim, 14 Drawing Sheets**



**Related U.S. Application Data**

division of application No. 29/489,165, filed on Apr. 28, 2014, now Pat. No. Des. 767,755, which is a continuation of application No. 29/469,934, filed on Oct. 16, 2013, now Pat. No. Des. 707,349, which is a continuation of application No. 29/449,431, filed on Mar. 15, 2013, now Pat. No. Des. 694,875, which is a division of application No. 29/347,440, filed on Jan. 8, 2010, now Pat. No. Des. 679,799.

(56)

**References Cited**


U.S. PATENT DOCUMENTS

D557,411 S 12/2007 Smart et al.  
 D558,334 S 12/2007 Stallard et al.  
 D582,546 S 12/2008 Fujiura et al.  
 D583,930 S 12/2008 McAuley  
 D586,458 S 2/2009 Kooij et al.  
 D586,906 S 2/2009 Stallard  
 D586,908 S 2/2009 Stallard  
 D597,202 S 7/2009 Reid et al.  
 D597,661 S 8/2009 Reid et al.  
 D612,932 S 3/2010 Davidson et al.  
 D614,763 S 4/2010 Maurer et al.  
 D619,701 S 7/2010 Edwards et al.  
 D624,642 S 9/2010 Collazo et al.  
 D639,419 S 6/2011 Eves et al.  
 D639,420 S 6/2011 D'Souza  
 D639,932 S 6/2011 D'Souza et al.  
 D645,955 S 9/2011 Kooij et al.  
 D652,914 S 1/2012 D'Souza  
 D653,328 S 1/2012 Eves et al.  
 D665,494 S 8/2012 Stallard et al.  
 D677,782 S 3/2013 D'Souza et al.  
 D678,999 S 3/2013 Selvarajan  
 D679,799 S 4/2013 D'Souza et al.  
 D681,192 S 4/2013 D'Souza  
 D683,447 S 5/2013 Olsen  
 D683,846 S 6/2013 Vandyke et al.  
 D692,553 S 10/2013 D'Souza  
 8,550,084 B2 10/2013 Ng et al.  
 D693,462 S 11/2013 Rothermel et al.

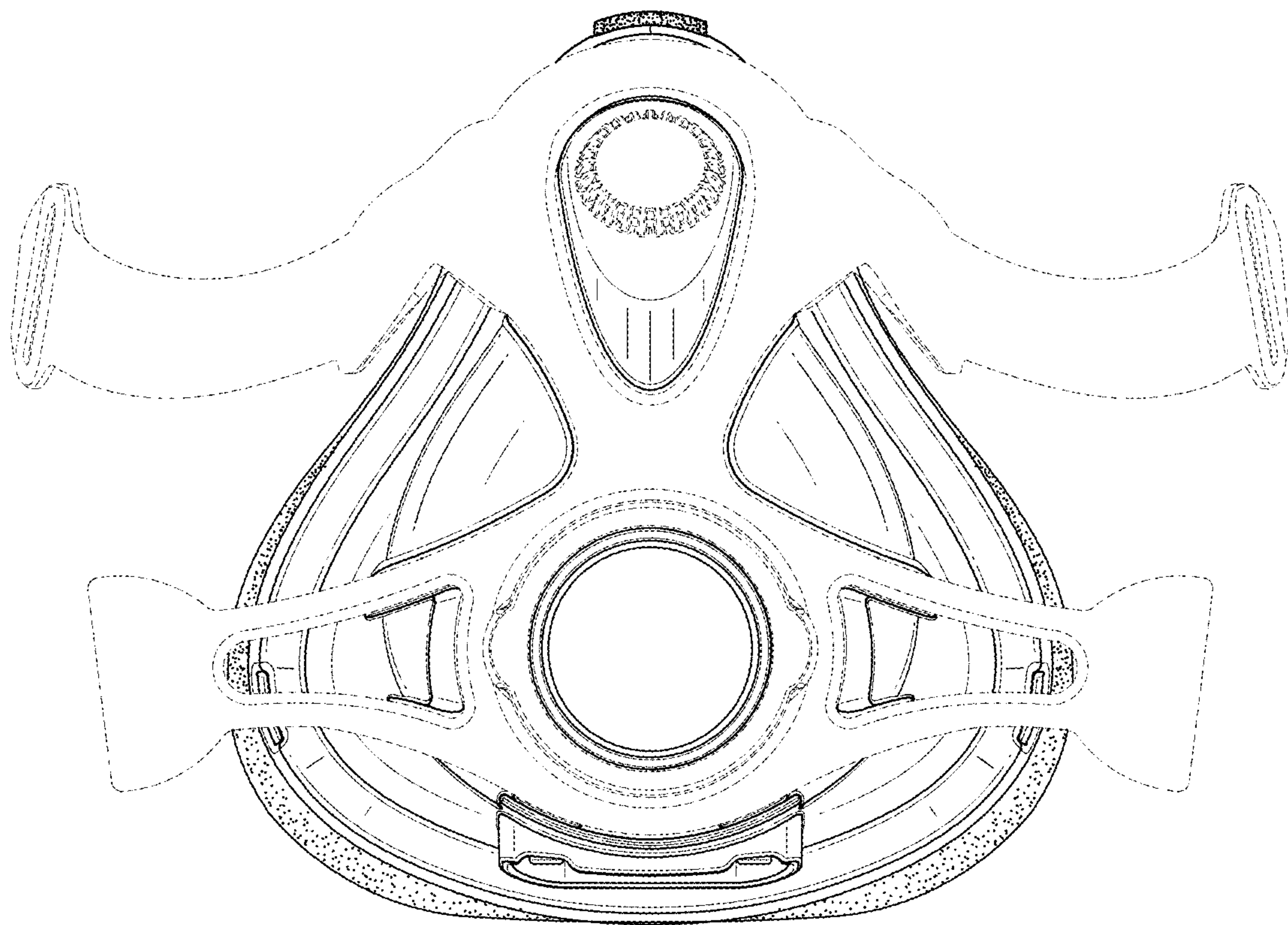
D694,400 S 11/2013 Maurer  
 D694,875 S 12/2013 D'Souza et al.  
 D703,807 S 4/2014 Chu  
 D707,349 S 6/2014 D'Souza  
 D716,440 S 10/2014 D'Souza  
 D767,755 S 9/2016 D'Souza  
 9,486,601 B2 11/2016 Stallard  
 9,539,403 B2 1/2017 Eves  
 9,757,533 B2 9/2017 Ng  
 9,849,261 B2 12/2017 Howard  
 9,950,131 B2 4/2018 Ng  
 9,962,511 B2 5/2018 Ng  
 10,143,817 B2\* 12/2018 Chodkowski ..... A61M 16/06  
 D843,560 S\* 3/2019 D'Souza ..... D24/110.4  
 10,682,482 B2\* 6/2020 Baiko ..... A61M 16/06  
 2004/0211428 A1 10/2004 Jones et al.  
 2005/0172969 A1 8/2005 Ging  
 2007/0261697 A1 11/2007 Kwok et al.  
 2008/0066757 A1 3/2008 Stallard et al.  
 2008/0066759 A1 3/2008 Howard  
 2008/0276937 A1 11/2008 Davidson et al.  
 2008/0314389 A1 12/2008 Thomas et al.  
 2008/0314390 A1 12/2008 Kwok  
 2010/0000542 A1 1/2010 Chu  
 2010/0051034 A1 3/2010 Howard  
 2010/0236549 A1 9/2010 Selvarajan  
 2010/0236559 A1 9/2010 Lithgow  
 2010/0319700 A1 12/2010 Ng  
 2011/0203591 A1 8/2011 Amarasinghe  
 2012/0138063 A1 6/2012 Eves  
 2012/0204881 A1 8/2012 Davidson  
 2012/0285469 A1 11/2012 Ho et al.  
 2013/0327336 A1 12/2013 Burnham  
 2015/0374944 A1 12/2015 Edwards  
 2016/0354572 A1 12/2016 Lim  
 2017/0157352 A1 6/2017 Ng  
 2017/0340850 A1 11/2017 Ng  
 2018/0021536 A1 1/2018 Ng  
 2018/0071475 A1 3/2018 Howard  
 2018/0177965 A1\* 6/2018 Patel ..... A61M 16/0622  
 2018/0361094 A1\* 12/2018 Burnham ..... A61M 16/06  
 2020/0121880 A1\* 4/2020 Olsen ..... A61M 16/0683  
 2020/0197646 A1\* 6/2020 Steed ..... A61M 16/0688

\* cited by examiner

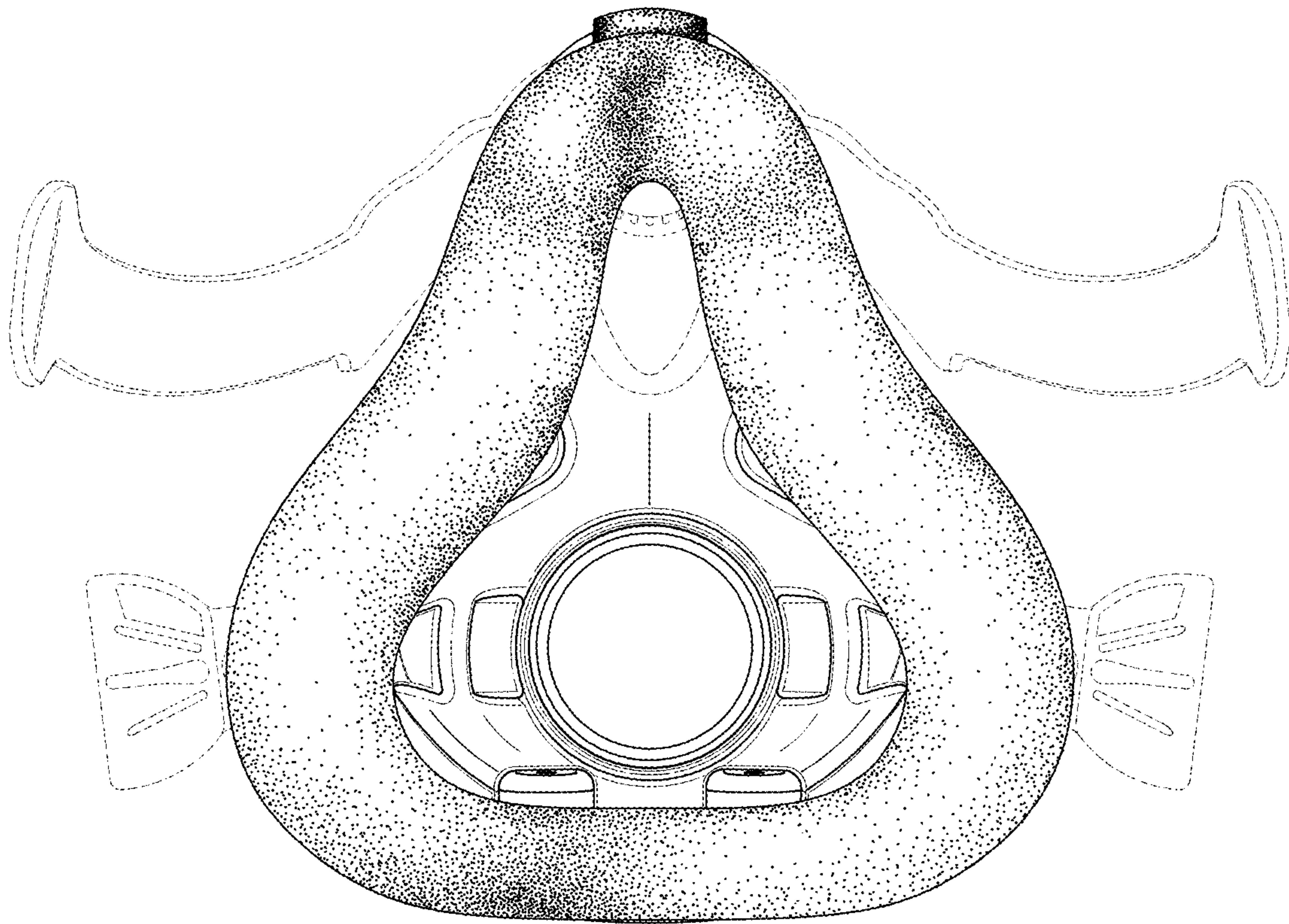




**Fig. 1**

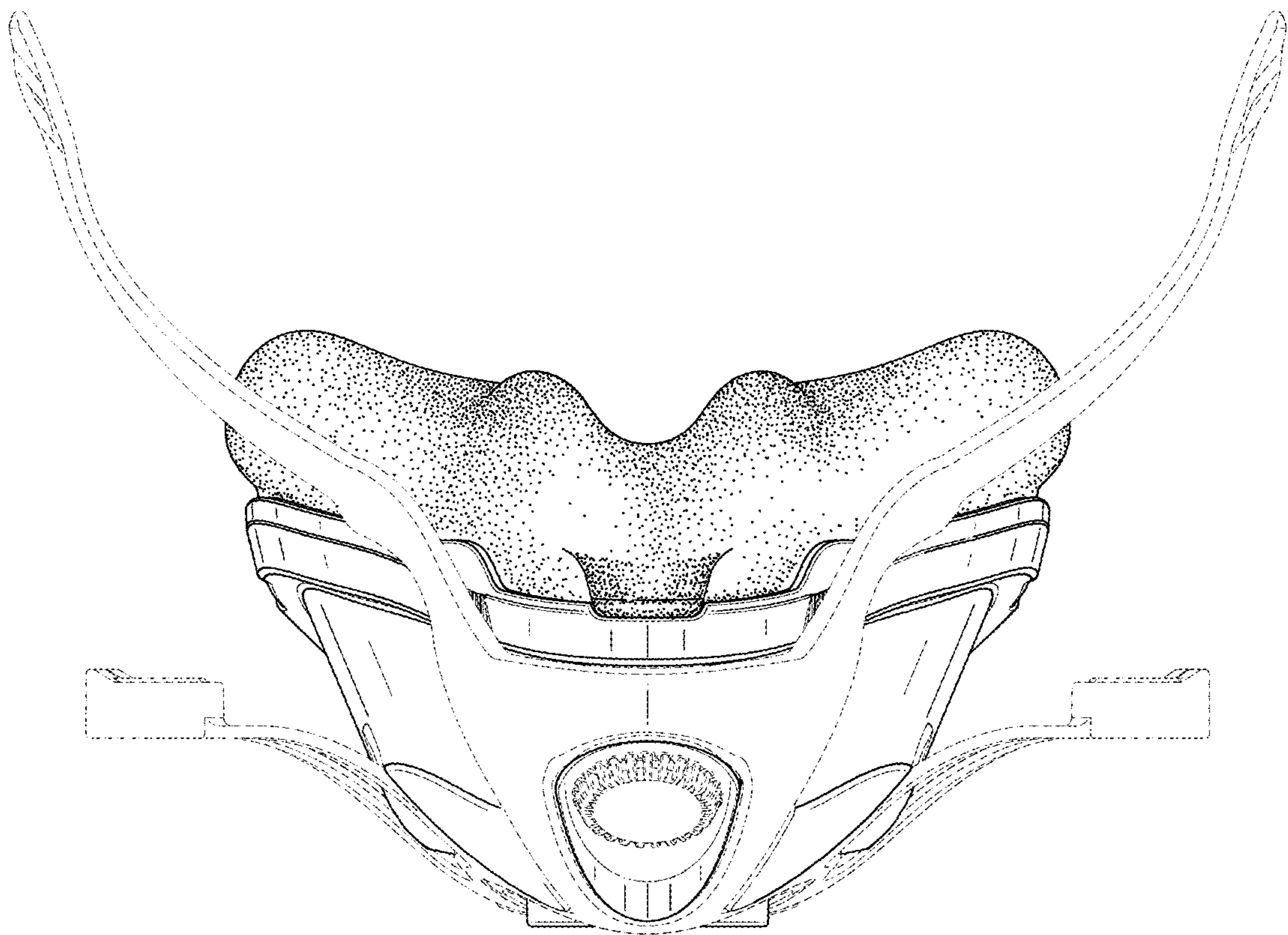


**Fig. 2**

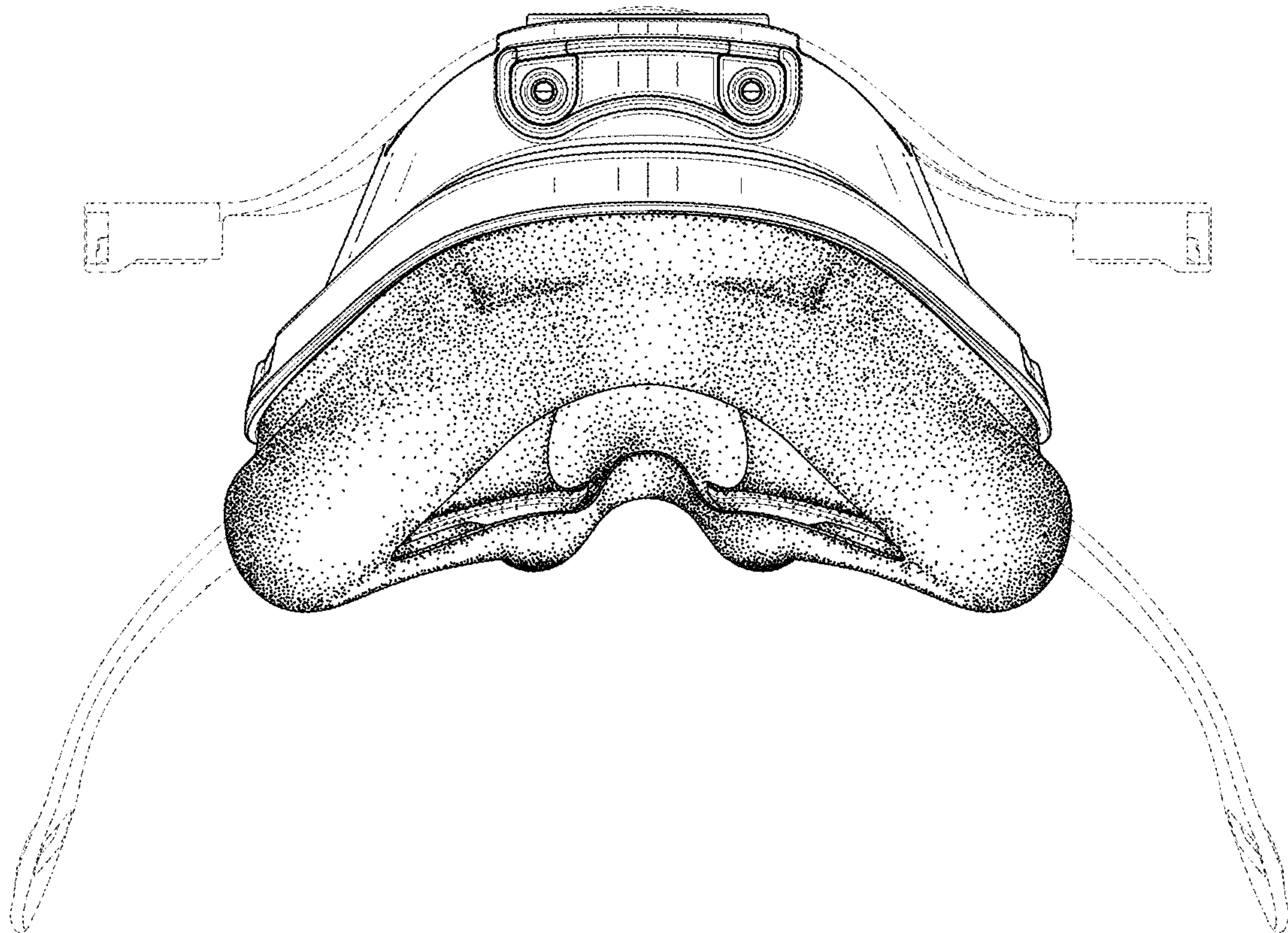


**Fig. 3**

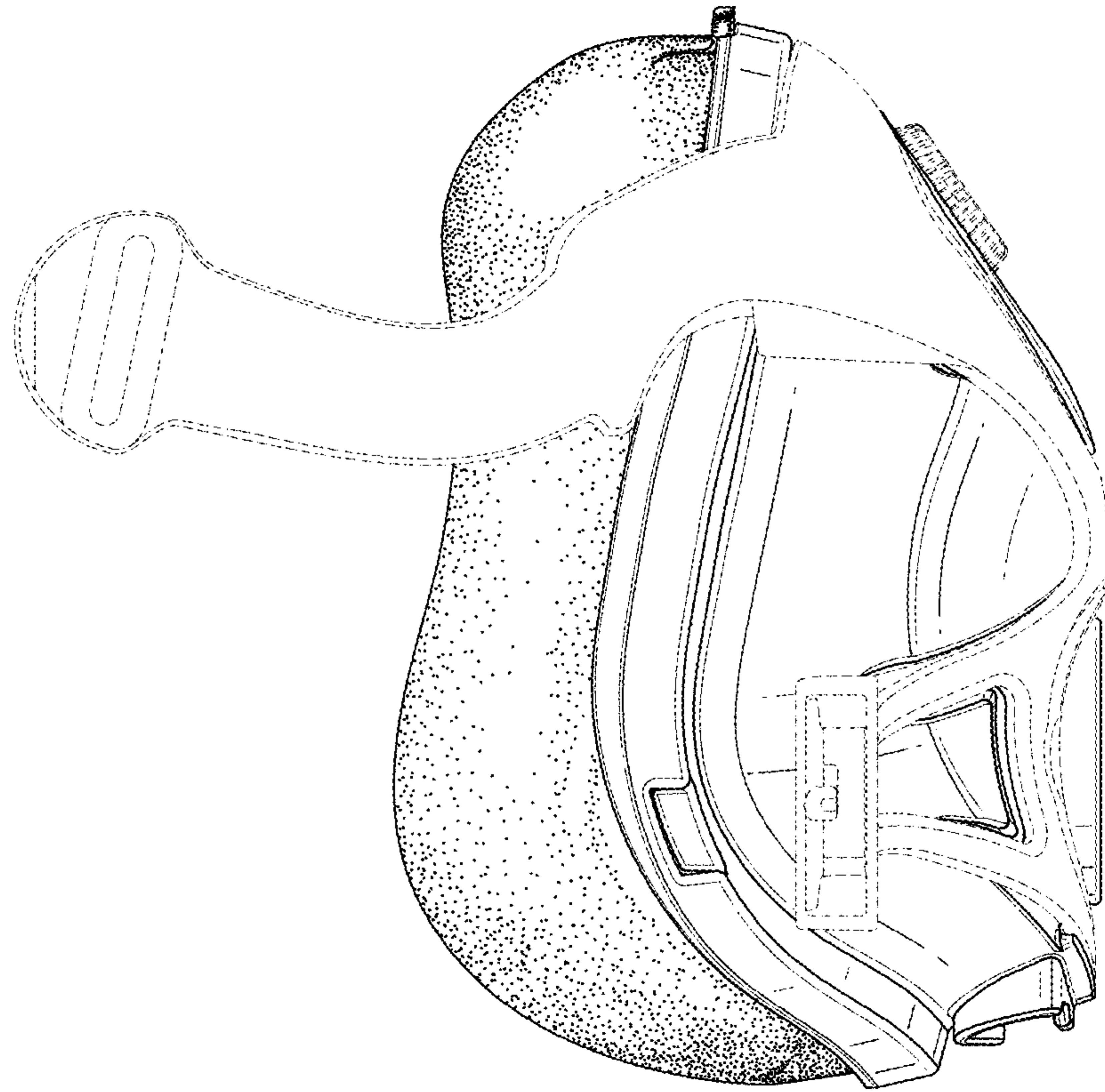




**Fig. 4**

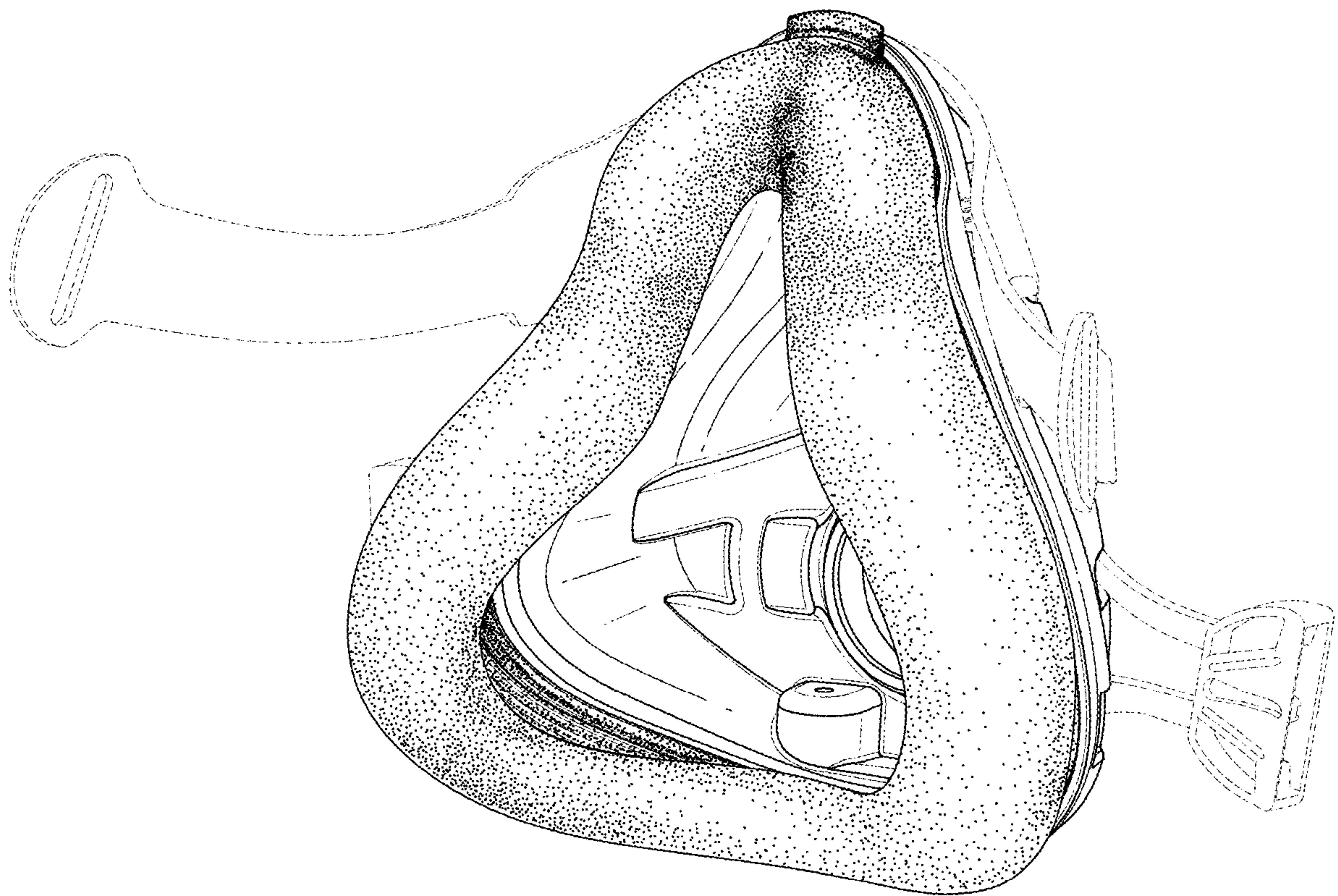


**Fig. 5**

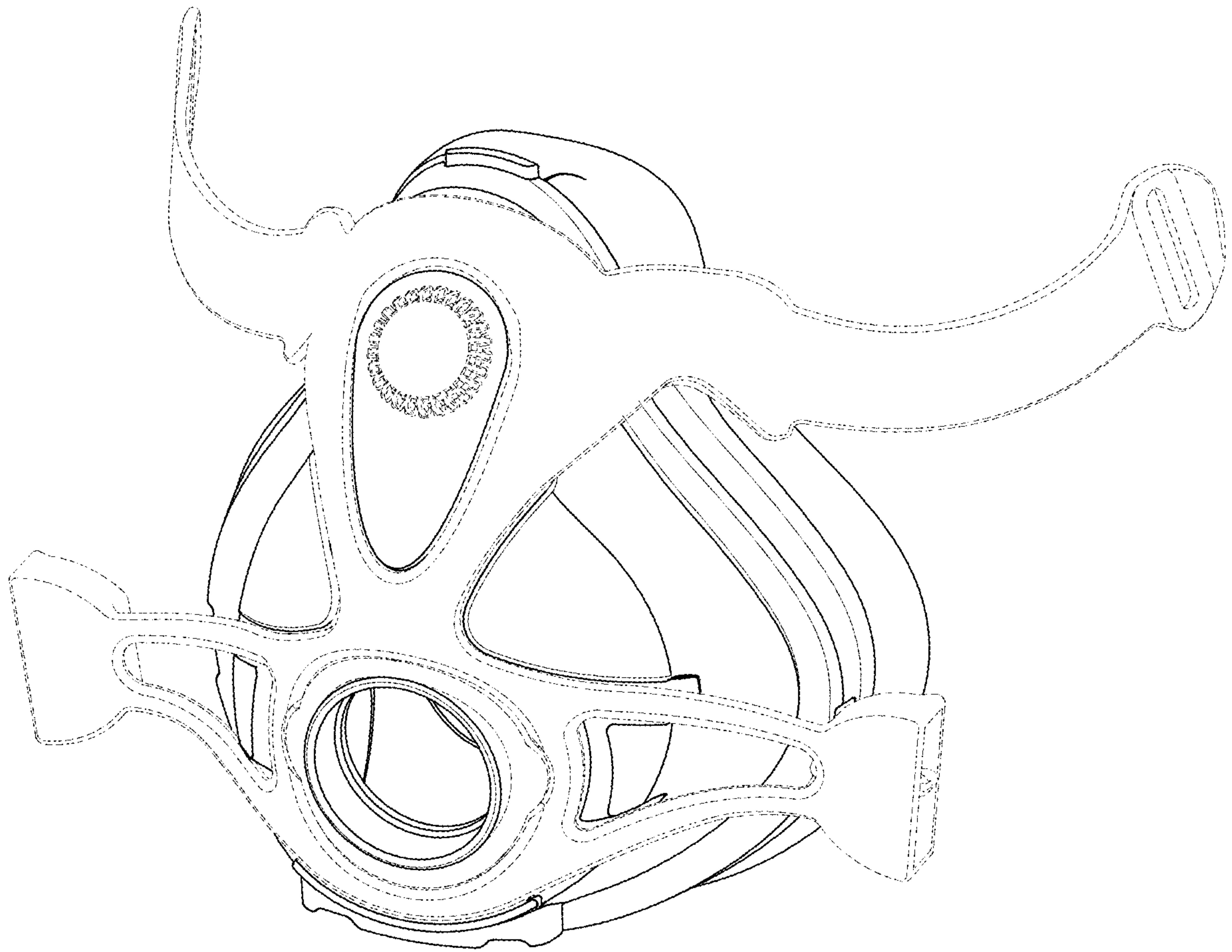


**Fig. 6**

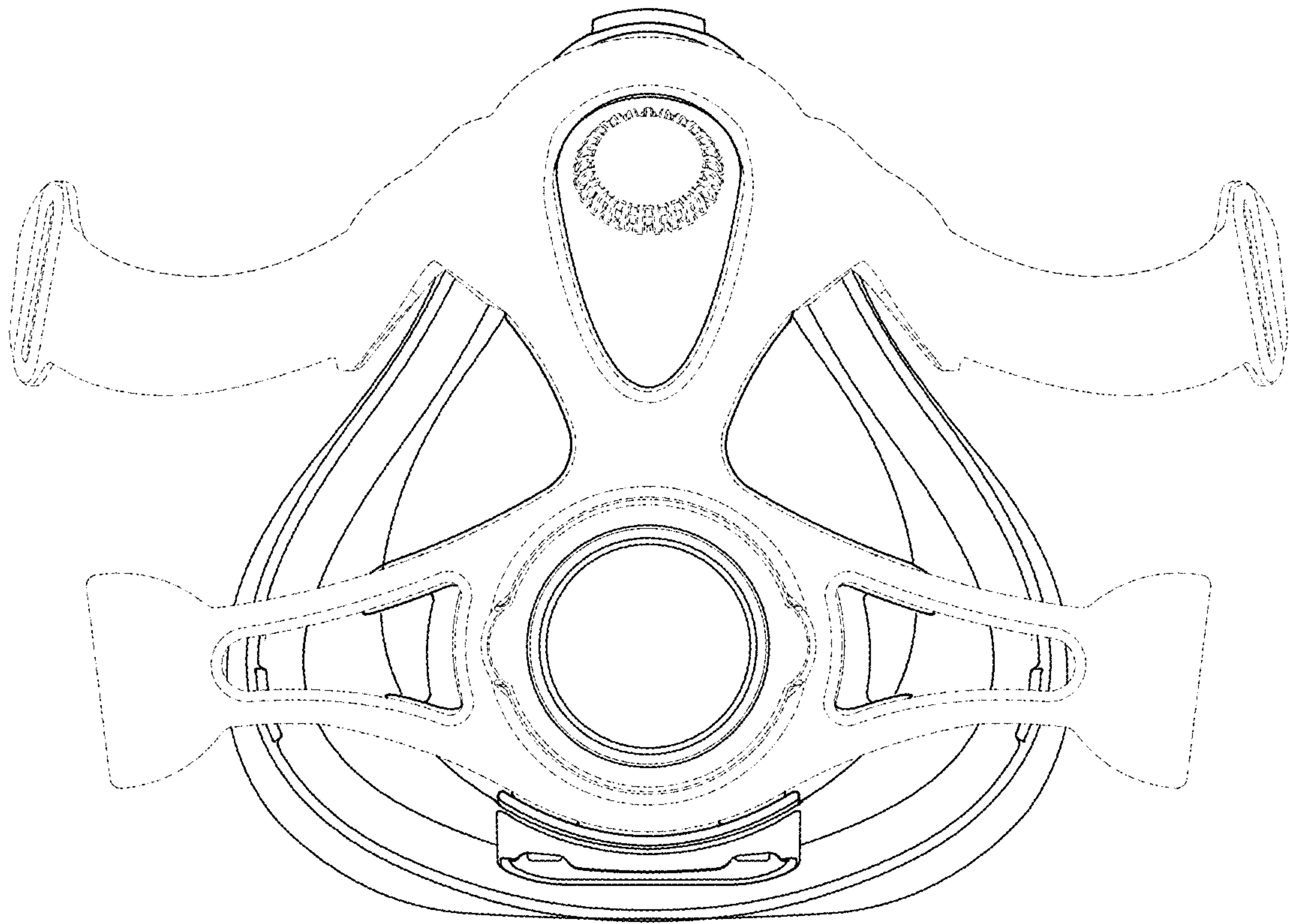




**Fig. 7**

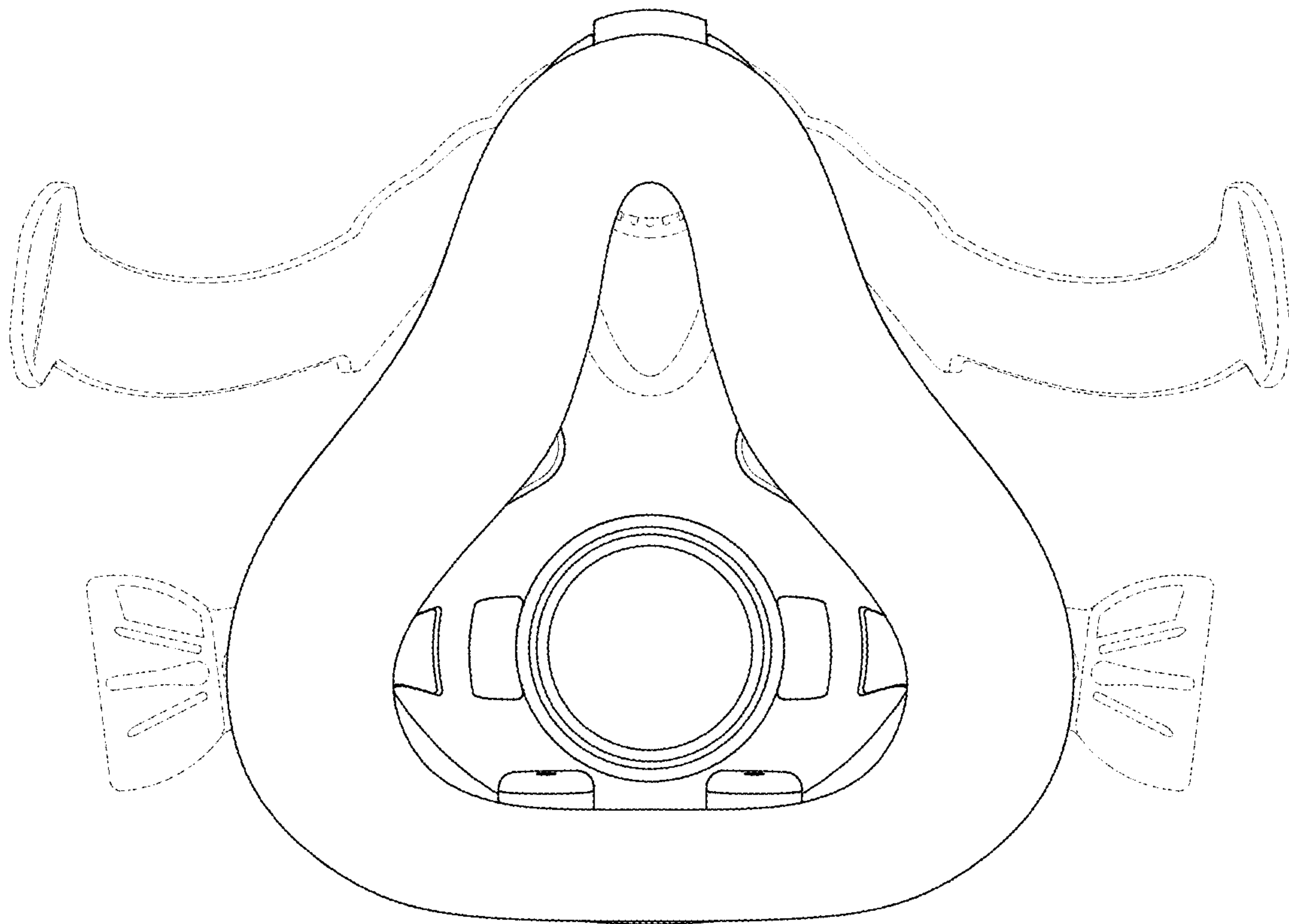


**Fig. 8**

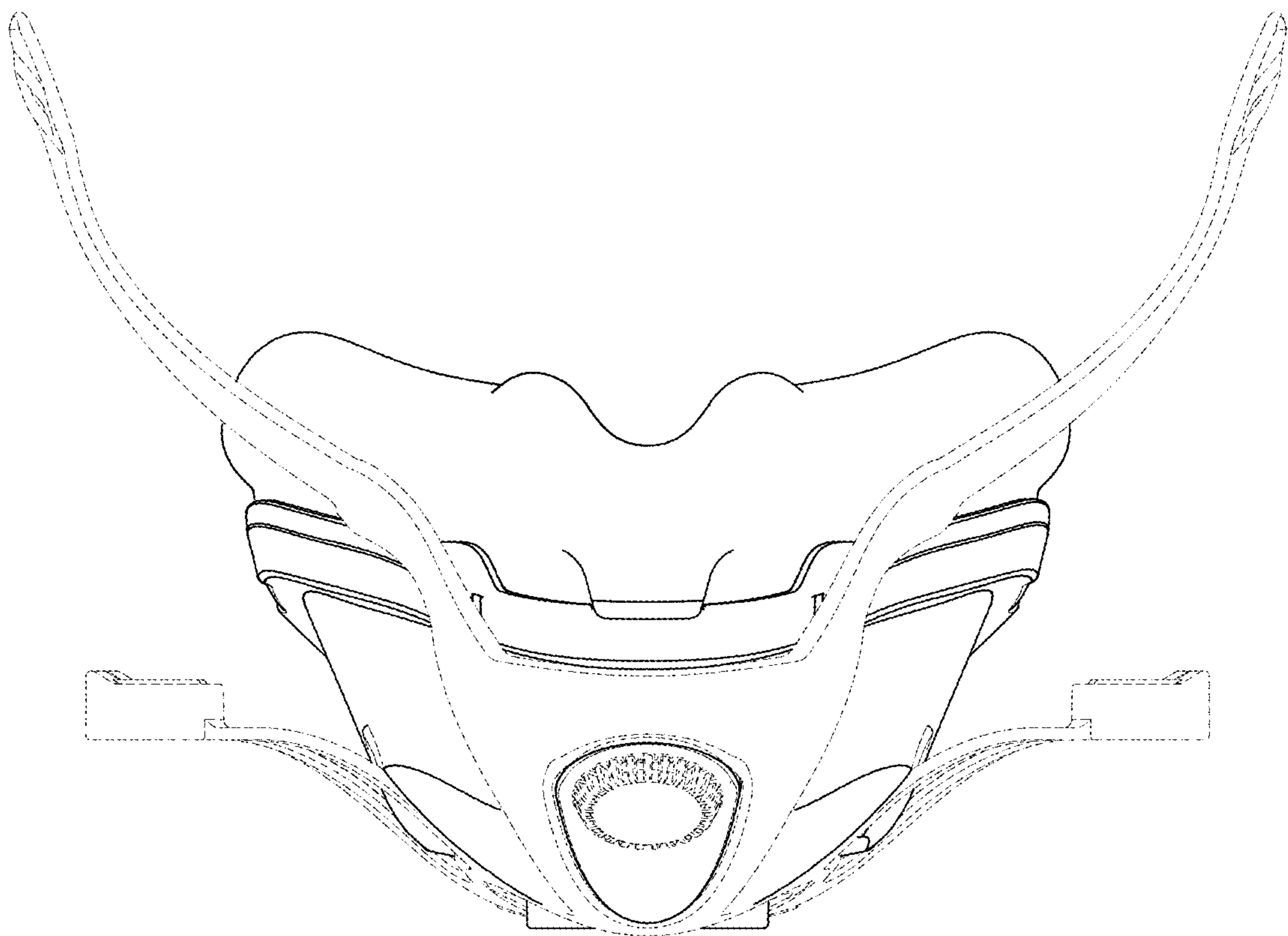


**Fig. 9**

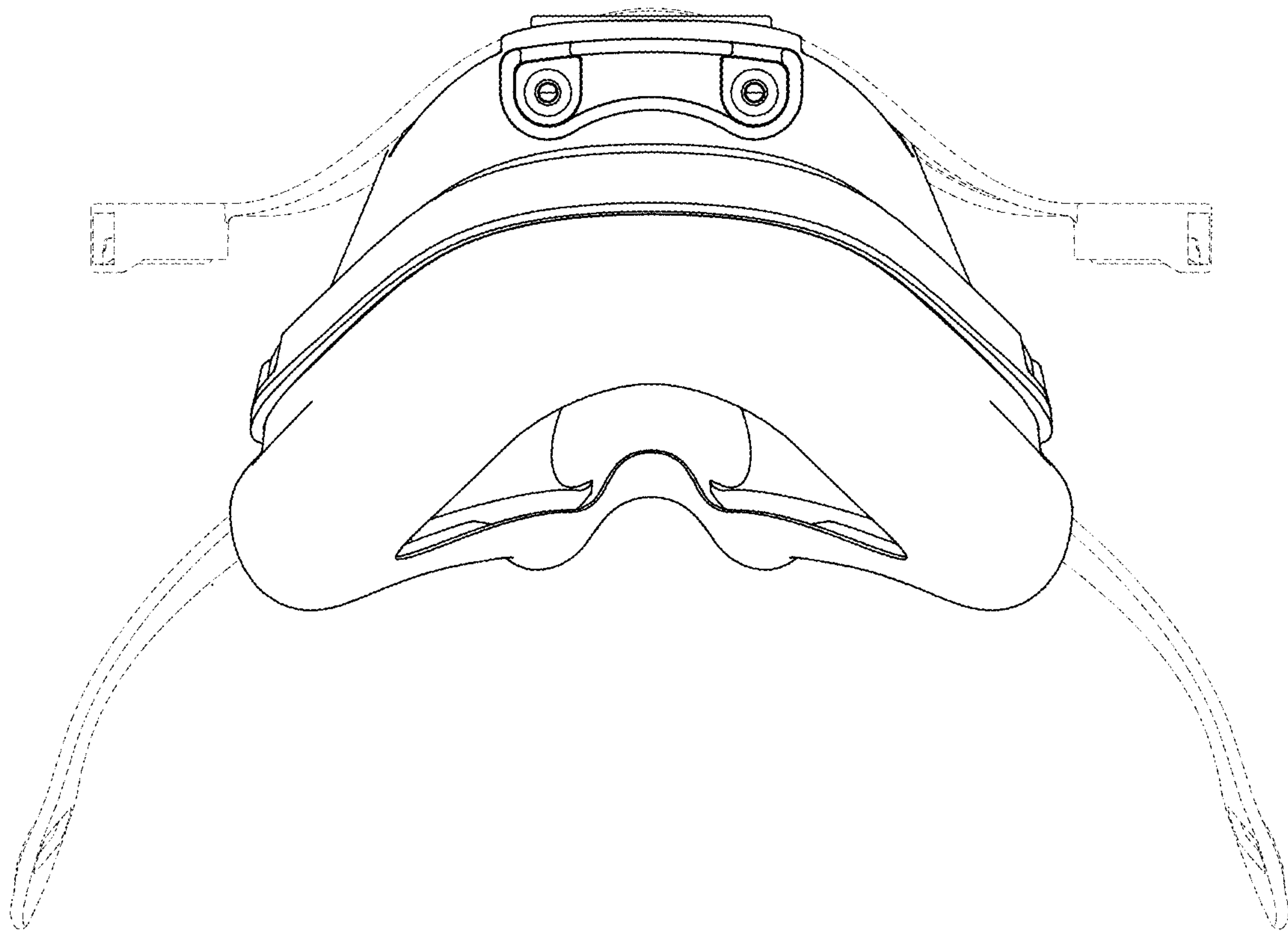




**Fig. 10**

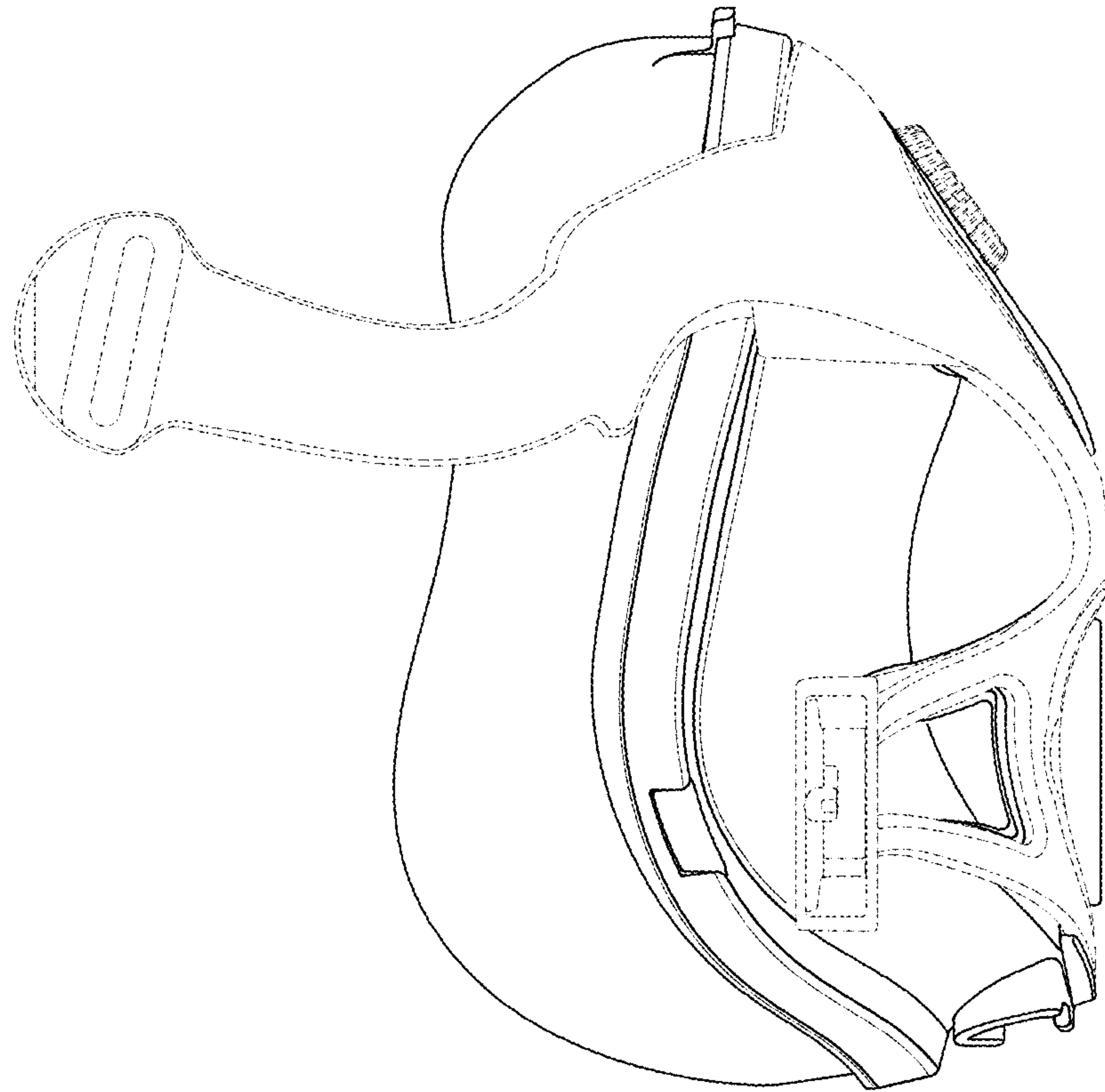


**Fig. 11**

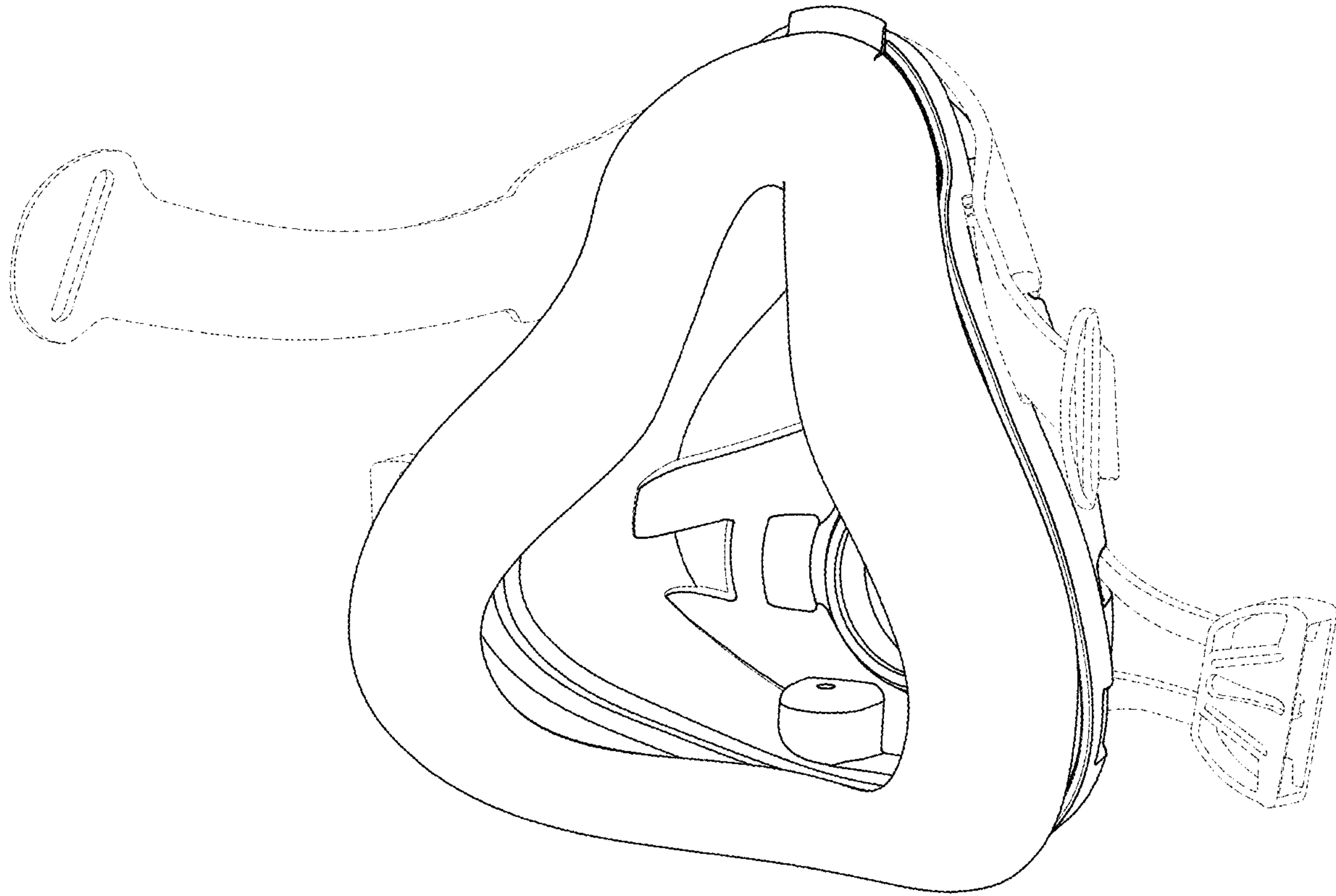


**Fig. 12**





**Fig. 13**



**Fig. 14**