



US00D901663S

(12) **United States Design Patent**
Kinoshita

(10) **Patent No.:** **US D901,663 S**

(45) **Date of Patent:** **** Nov. 10, 2020**

(54) **CATALYST CARRIER FOR EXHAUST GAS PURIFICATION**

(71) Applicant: **NGK Insulators, Ltd.**, Nagoya (JP)

(72) Inventor: **Takashi Kinoshita**, Nagoya (JP)

(73) Assignee: **NGK Insulators, Ltd.**, Nagoya (JP)

(**) Term: **15 Years**

(21) Appl. No.: **29/647,157**

(22) Filed: **May 10, 2018**

Related U.S. Application Data

(62) Division of application No. 29/596,130, filed on Mar. 6, 2017, now Pat. No. Des. 837,356.

(30) **Foreign Application Priority Data**

Sep. 15, 2016 (JP) 2016-019963
Sep. 15, 2016 (JP) 2016-019964

(Continued)

(51) **LOC (12) Cl.** **23-04**

(52) **U.S. Cl.**
USPC **D23/365; D23/355; D15/5**

(58) **Field of Classification Search**
USPC **D23/209, 341, 354, 355, 364-365, D23/386-391; D25/114-116, 118-125; D7/412**

(Continued)

(56) **References Cited**

U.S. PATENT DOCUMENTS

910,192 A 1/1909 Grouvelle et al.
3,267,563 A 8/1966 Seaton

(Continued)

FOREIGN PATENT DOCUMENTS

JP 2008-241180 A1 10/2008

Primary Examiner — Sheryl Lane

Assistant Examiner — Calvin E Vansant

(74) *Attorney, Agent, or Firm* — Burr & Brown, PLLC

(57) **CLAIM**

The ornamental design for a catalyst carrier for exhaust gas purification, as shown and described.

DESCRIPTION

FIG. 1 is a perspective view of a catalyst carrier for exhaust gas purification illustrating my new design;

FIG. 2 is a front view thereof; the rear view thereof being a mirror image;

FIG. 3 is a top view thereof, the bottom view thereof being a mirror image;

FIG. 4 is a right view thereof, the left view thereof being a mirror image;

FIG. 5 is an enlarged view delimited by the lines labelled 5 in FIG. 2;

FIG. 6 is a middle omitted cross-sectional view taken through line 6-6 of FIG. 5; and,

FIG. 7 is a middle omitted cross-sectional view taken through line 7-7 of FIG. 5.

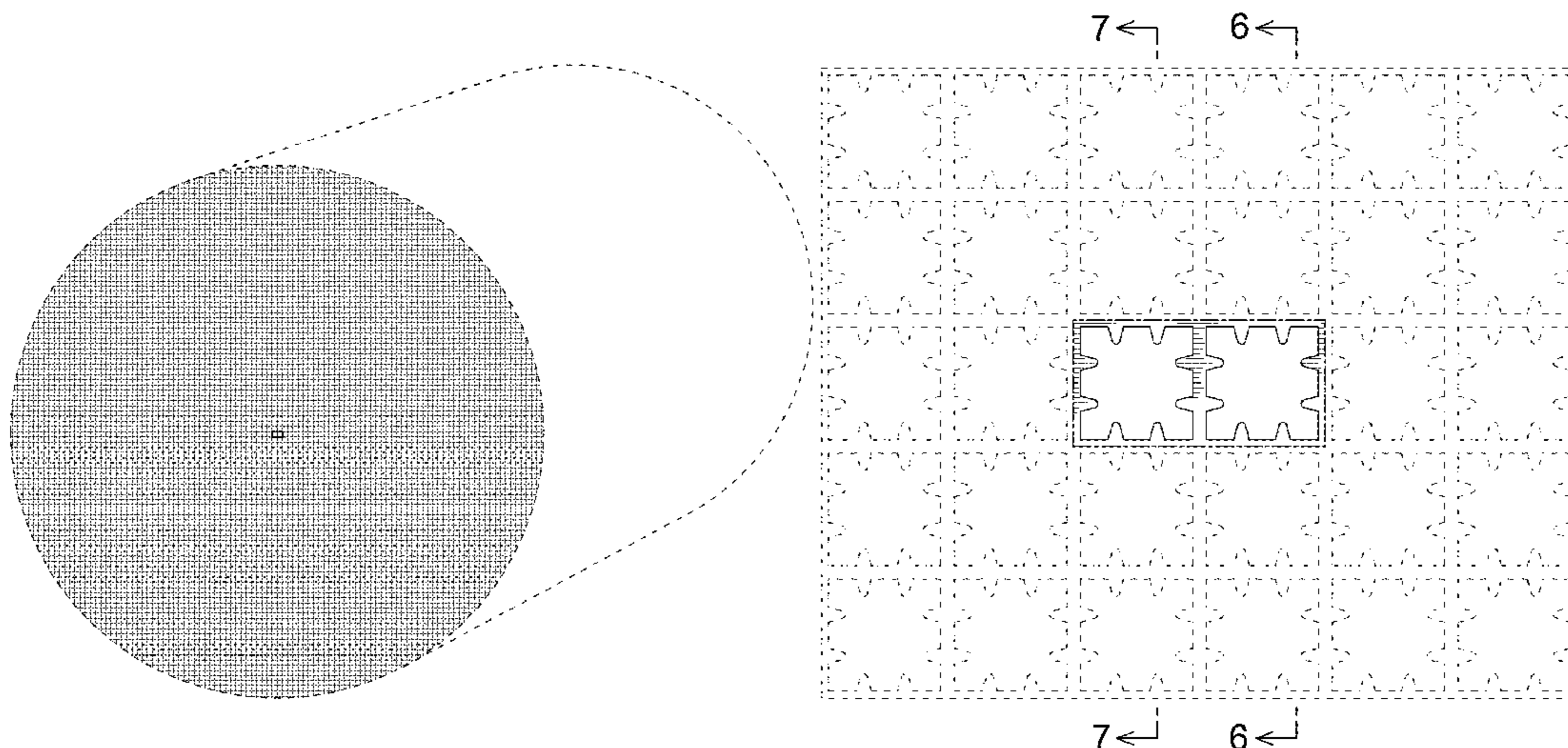
The catalyst carrier is used for removing toxic substances contained in exhaust fumes emitted from automobile engines and the like. The catalyst carrier has fins in each of its cells. The fin is provided in the same sectional shape over the whole length of the cells.

The broken lines in the drawings depict unclaimed subject matter only and form no part of the claimed design.

The chain lines in the drawings depict a boundary between the claimed design and the unclaimed subject matter and form no part of the claimed design.

The catalyst carrier for exhaust gas purification is shown with a symbolic break in its length. The appearance of any portion of the article between the break lines forms no part of the claimed design.

1 Claim, 7 Drawing Sheets



(30) Foreign Application Priority Data

Sep. 15, 2016 (JP) 2016-019965
 Sep. 15, 2016 (JP) 2016-019966
 Sep. 15, 2016 (JP) 2016-019967
 Sep. 15, 2016 (JP) 2016-019968

4,740,408 A 4/1988 Mochida et al.
 4,767,309 A 8/1988 Mizuno et al.
 D304,501 S 11/1989 VanWassehnova et al.
 5,404,942 A * 4/1995 Patel B21D 53/085
 165/151
 5,555,622 A * 9/1996 Yamamoto B21C 37/207
 29/890.03
 5,992,513 A * 11/1999 Suzuki F28F 1/40
 165/133

(58) Field of Classification Search

CPC F01N 2330/06; F01N 3/0222; B01D
 46/2429; B01D 46/2451; B01D 46/247;
 B01D 46/2492; B01D 46/2481; F28F
 1/40; E04B 2/42; E04B 2/44; E04B 2/50;
 E04B 2/52; E04B 2/54

6,019,951 A 2/2000 Sie et al.
 D472,625 S 4/2003 Sekoguchi et al.
 6,593,261 B2 7/2003 Shinohara et al.
 D645,159 S 9/2011 Loken
 D645,161 S 9/2011 Loken
 8,221,867 B2 * 7/2012 Ohno B01D 46/2429
 428/116

See application file for complete search history.

(56) References Cited

U.S. PATENT DOCUMENTS

3,267,564 A 8/1966 Keyes
 3,344,457 A 10/1967 Grobert
 D210,286 S 2/1968 Venema et al.
 3,824,832 A 7/1974 Starostin et al.
 4,658,892 A 4/1987 Shinohara et al.

D697,168 S 1/2014 Rusten et al.
 D785,132 S 4/2017 Jackson et al.
 2002/0195233 A1 12/2002 Thors et al.
 2005/0188538 A1 9/2005 Kondo et al.
 2006/0188415 A1 8/2006 Ohno et al.
 2009/0133864 A1 5/2009 Stier
 2015/0316329 A1 11/2015 Lang
 2016/0305687 A1 10/2016 Neidenberger et al.

* cited by examiner

Fig. 1

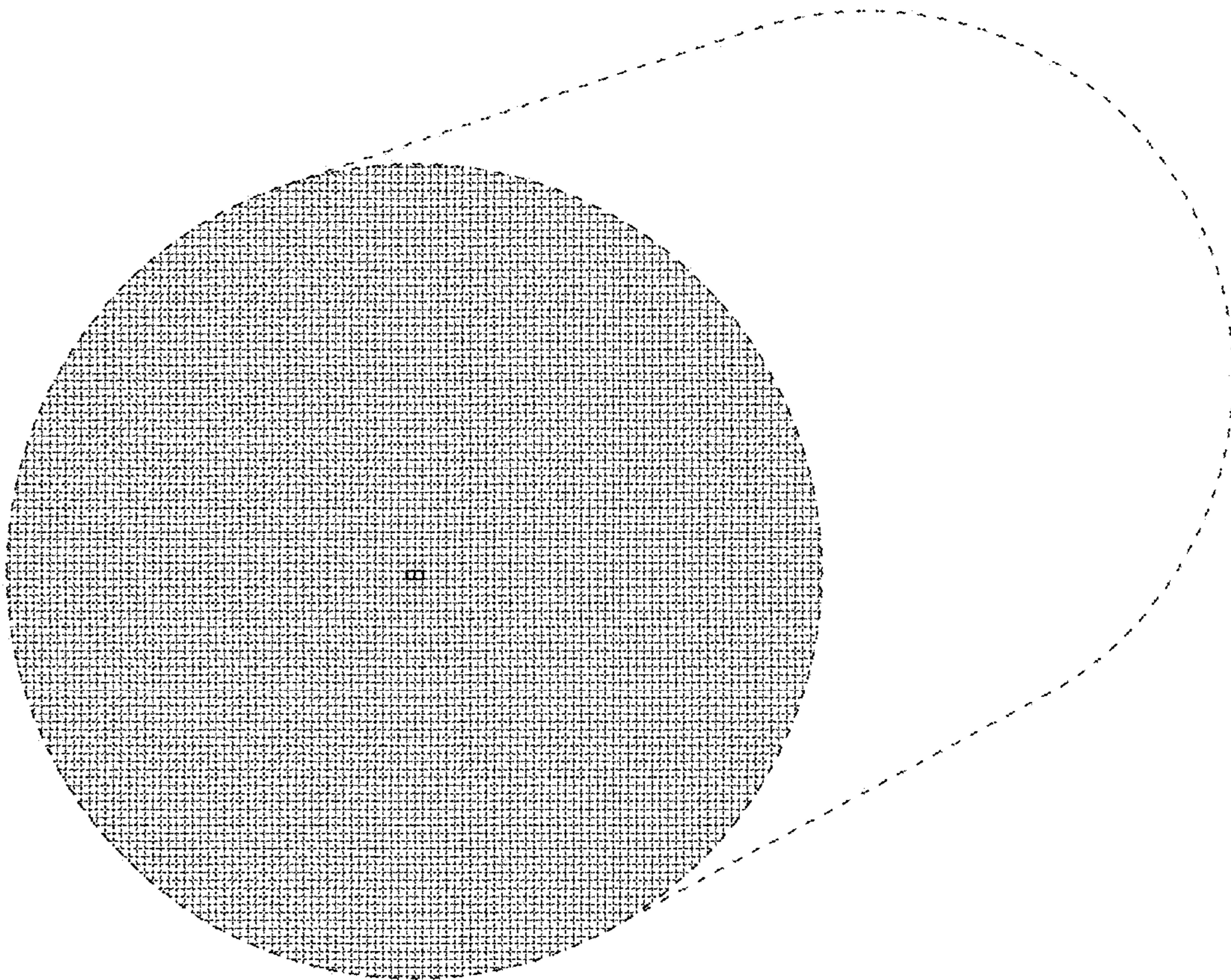


Fig. 2

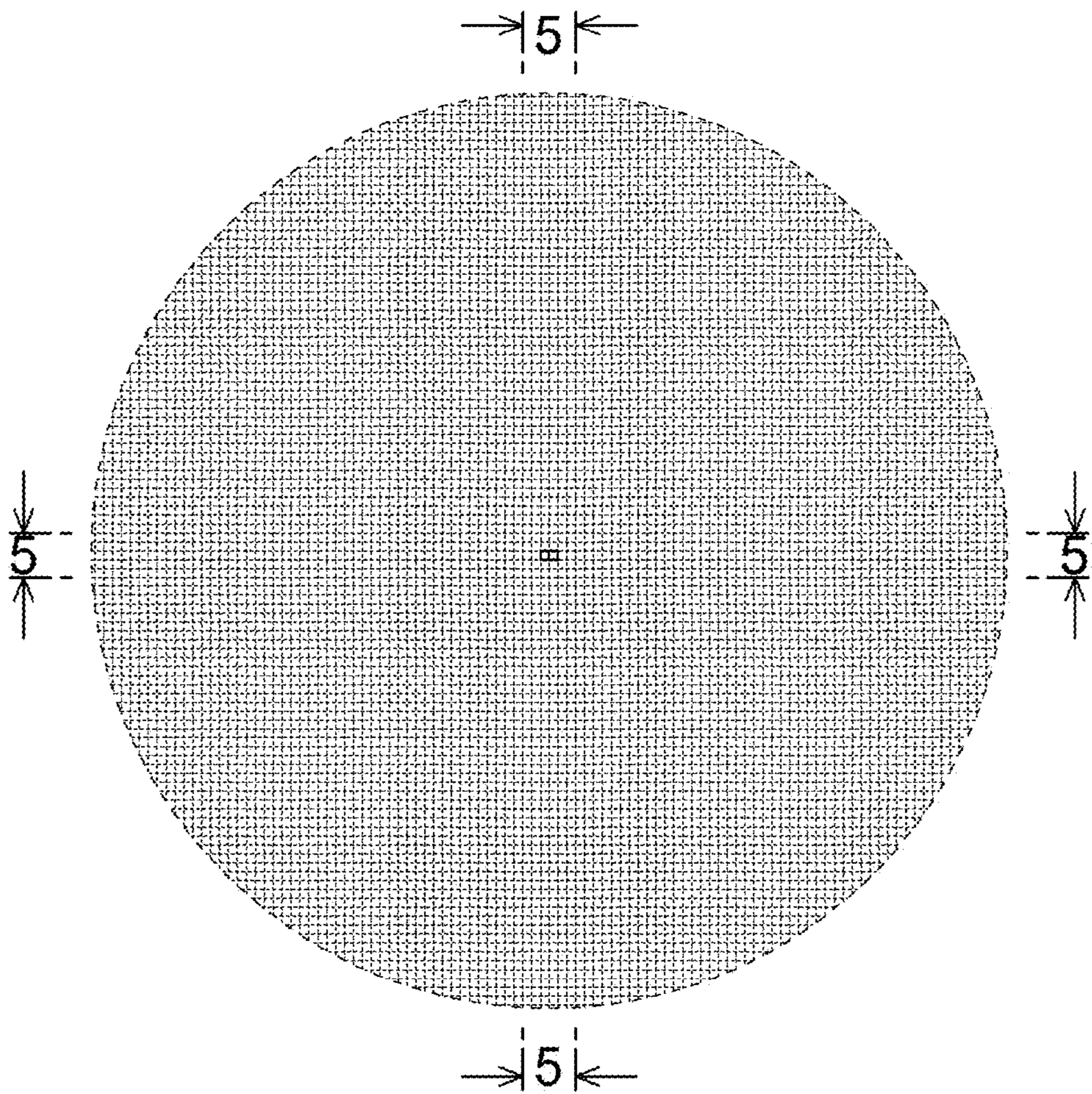


Fig. 3



Fig. 4



Fig. 5

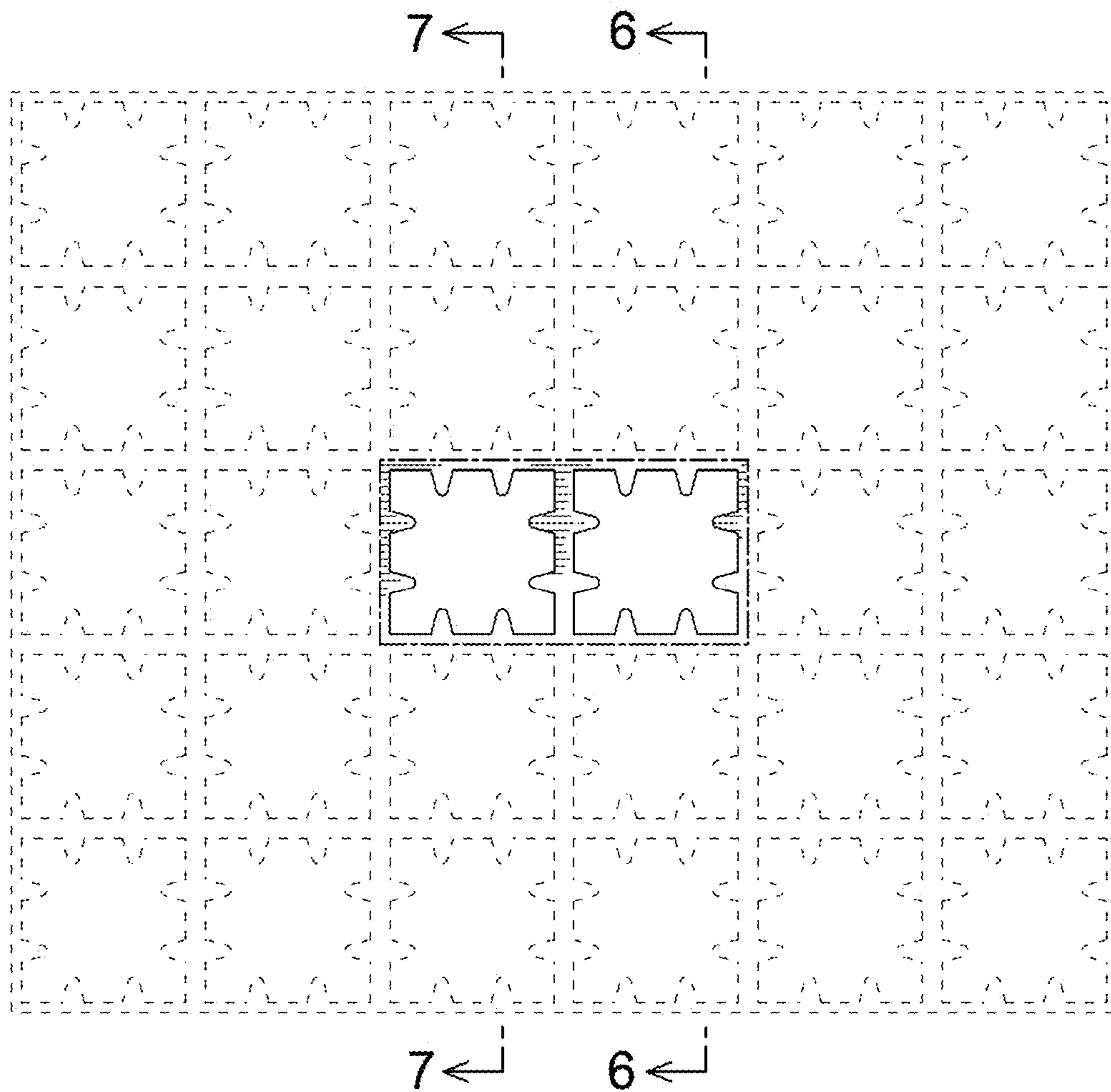


Fig. 6




Fig. 7

