



US00D901661S

(12) **United States Design Patent** (10) **Patent No.:** **US D901,661 S**  
**Riegelsberger et al.** (45) **Date of Patent:** **\*\* Nov. 10, 2020**

(54) **ELECTROMAGNETIC FIELD GENERATOR**

(71) Applicant: **Stryker European Holdings I, LLC**,  
Kalamazoo, MI (US)

(72) Inventors: **Fabian Riegelsberger**, Umkirch (DE);  
**Florian Herrmann**, Schwanau (DE)

(73) Assignee: **Stryker European Holdings I, LLC**,  
Kalamazoo, MI (US)

(\*\*) Term: **15 Years**

(21) Appl. No.: **29/673,442**

(22) Filed: **Dec. 14, 2018**

(30) **Foreign Application Priority Data**

Nov. 6, 2018 (EM) ..... 005818291

(51) **LOC (12) Cl.** ..... **23-04**

(52) **U.S. Cl.**  
USPC ..... **D23/364**

(58) **Field of Classification Search**  
USPC ..... D23/355-366, 352, 369, 332, 333, 335,  
D23/336, 342, 351; 422/120, 122;  
55/356, 473, 504; 96/97; 261/DIG. 17,  
261/DIG. 65, DIG. 88, DIG. 31;  
D13/110; D14/204, 210, 214; D21/500  
CPC .. A61L 9/16; A61L 9/22; B01D 47/00; B01D  
47/027; B01D 2221/02; B01D 2259/4508;  
B03C 3/155; B03C 3/368; F24F 3/16;  
F24F 13/20; F24F 13/28  
See application file for complete search history.

(56) **References Cited**

**U.S. PATENT DOCUMENTS**

D397,115 S \* 8/1998 Gremchuck ..... D14/214  
D503,679 S \* 4/2005 Andre ..... D13/110  
D657,310 S \* 4/2012 Fahrendorff ..... D13/110  
D661,249 S \* 6/2012 Smith ..... D13/110

D677,223 S \* 3/2013 Cho ..... D13/110  
D690,287 S \* 9/2013 Belfanti ..... D14/214  
D706,743 S \* 6/2014 Lukic ..... D14/204  
D711,824 S \* 8/2014 Matsuoka ..... D13/110  
D713,381 S \* 9/2014 Riggs ..... D14/214  
D726,107 S \* 4/2015 Mudge ..... D13/110  
D726,295 S \* 4/2015 Kim ..... D23/351  
D735,403 S \* 7/2015 Che ..... D13/110  
D751,526 S \* 3/2016 Habraken ..... D14/204  
D754,103 S \* 4/2016 Fischer ..... D14/214

(Continued)

**OTHER PUBLICATIONS**

NDI Medical, "Products Webpage", <https://www.ndigital.com/medical/products/#electromagnetic-tracking-systems>, 2019, 5 pages.

*Primary Examiner* — David G Muller

(74) *Attorney, Agent, or Firm* — Howard & Howard  
Attorneys PLLC

(57) **CLAIM**

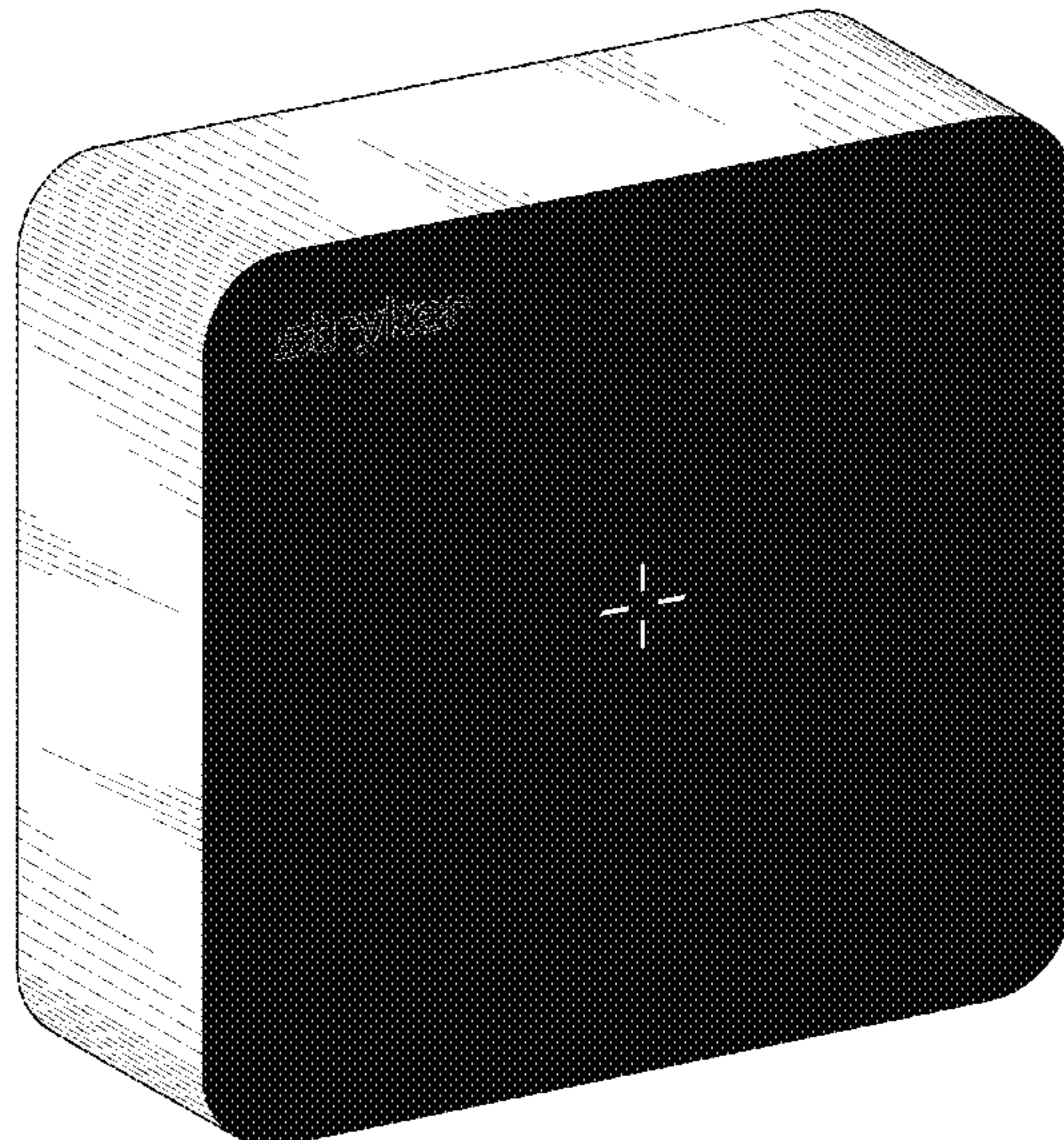
The ornamental design for an electromagnetic field generator, as shown and described.

**DESCRIPTION**

FIG. 1 is a perspective view of an electromagnetic field generator;  
FIG. 2 is a front end view thereof;  
FIG. 3 is a rear end view thereof;  
FIG. 4 is a right side view thereof;  
FIG. 5 is a left side view thereof;  
FIG. 6 is a top view thereof; and,  
FIG. 7 is a bottom view thereof.

In the drawings, the broken lines, including broken line illustrations of branding logos, show unclaimed portions of the electromagnetic field generator that form no part of the claimed design. The broken lines between the left and right sides of the design represent unclaimed ornamentation that form no part of the claimed design.

**1 Claim, 5 Drawing Sheets**



(56)

**References Cited**


U.S. PATENT DOCUMENTS

|          |   |   |         |            |       |         |
|----------|---|---|---------|------------|-------|---------|
| D754,630 | S | * | 4/2016  | Paterson   | ..... | D14/204 |
| D781,812 | S | * | 3/2017  | Cho        | ..... | D14/204 |
| D815,061 | S | * | 4/2018  | Wei        | ..... | D14/210 |
| D820,208 | S | * | 6/2018  | Lemelson   | ..... | D13/110 |
| D821,351 | S | * | 6/2018  | McManigal  | ..... | D14/204 |
| D844,587 | S | * | 4/2019  | Lu         | ..... | D14/214 |
| D864,890 | S | * | 10/2019 | Henning    | ..... | D14/172 |
| D865,714 | S | * | 11/2019 | McManigal  | ..... | D14/214 |
| D866,463 | S | * | 11/2019 | Hui        | ..... | D13/110 |
| D881,845 | S | * | 4/2020  | Warnhammar | ..... | D14/214 |
| D886,736 | S | * | 6/2020  | Worthy     | ..... | D13/110 |
| D886,789 | S | * | 6/2020  | Huang      | ..... | D14/204 |


\* cited by examiner




FIG. 1




**FIG. 2**




**FIG. 3**




**FIG. 4**



**FIG. 5**



**FIG. 6**



**FIG. 7**