



US00D901648S

(12) **United States Design Patent** (10) **Patent No.:** **US D901,648 S**
Yoshida et al. (45) **Date of Patent:** **** Nov. 10, 2020**

(54) **SEAL**

(71) Applicant: **Valqua, Ltd.**, Tokyo (JP)

(72) Inventors: **Nobuhiro Yoshida**, Gojo (JP); **Ippei Nakagawa**, Gojo (JP)

(73) Assignee: **Valqua, Ltd.**, Tokyo (JP)

(**) Term: **15 Years**

(21) Appl. No.: **29/675,451**

(22) Filed: **Jan. 2, 2019**

(30) **Foreign Application Priority Data**

Jul. 10, 2018 (JP) 2018-015238
Jul. 10, 2018 (JP) 2018-015239

(51) **LOC (12) Cl.** **23-01**

(52) **U.S. Cl.**
USPC **D23/269**

(58) **Field of Classification Search**
USPC D23/269, 262, 249, 259; D15/138-139,
D15/143; 277/351-360, 504, 563, 572,
(Continued)

(56) **References Cited**

U.S. PATENT DOCUMENTS

4,421,330 A * 12/1983 Burke F16J 15/166
277/572
6,854,739 B2 * 2/2005 Schleth F16L 23/22
277/642

(Continued)

FOREIGN PATENT DOCUMENTS

JP 2017115982 A * 6/2017
TW M379164 U 4/2010

(Continued)

Primary Examiner — Amy C Wierenga

(74) *Attorney, Agent, or Firm* — The Webb Law Firm

(57) **CLAIM**

The ornamental design for a seal, as shown and described.

DESCRIPTION

FIG. 1 is a perspective view of a seal showing our new design;

FIG. 2 is a top view thereof;

FIG. 3 is a bottom view thereof;

FIG. 4 is a front elevation view thereof;

FIG. 5 is a right side elevation view thereof;

FIG. 6 is a cross-sectional view thereof taken along lines 6-6 shown in FIG. 2;

FIG. 7 is an enlarged cross-sectional view of a portion thereof taken from area 7-7 shown in FIG. 6;

FIG. 8 is a cross-sectional view thereof taken along lines 8-8 shown in FIG. 2;

FIG. 9 is an enlarged cross-sectional view of a portion thereof taken from area 9-9 shown in FIG. 8;

FIG. 10 is a cross-sectional view thereof taken along lines 10-10 shown in FIG. 2;

FIG. 11 is an enlarged cross-sectional view of a portion thereof taken from area 11-11 shown in FIG. 10;

FIG. 12 is a cross-sectional view thereof taken along lines 12-12 shown in FIG. 2;

FIG. 13 is an enlarged cross-sectional view of a portion thereof taken from area 13-13 shown in FIG. 12;

FIG. 14 is a cross-sectional view thereof taken along lines 14-14 shown in FIG. 2;

FIG. 15 is an enlarged cross-sectional view of a portion thereof taken from area 15-15 shown in FIG. 14;

FIG. 16 is a cross-sectional view thereof taken along lines 16-16 shown in FIG. 2;

FIG. 17 is an enlarged cross-sectional view of a portion thereof taken from area 17-17 shown in FIG. 16;

FIG. 18 is a cross-sectional view thereof taken along lines 18-18 shown in FIG. 2;

FIG. 19 is an enlarged cross-sectional view of a portion thereof taken from area 19-19 shown in FIG. 18;

FIG. 20 is an enlarged cross-sectional view of a portion thereof taken from area 20-20 shown in FIG. 18;

FIG. 21 is a cross-sectional view thereof taken along lines 21-21 shown in FIG. 2;

(Continued)




FIG. 22 is an enlarged cross-sectional view of a portion thereof taken from area 22-22 shown in FIG. 21; and, FIG. 23 is an enlarged cross-sectional view of a portion thereof taken from area 23-23 shown in FIG. 21. The rear elevation and left side elevation views of the seal are omitted as they are identical in appearance to the front elevation and right side elevation views, respectively.

1 Claim, 23 Drawing Sheets

(58) Field of Classification Search

USPC 277/316, 364-365, 394, 397, 406-407, 277/418, 449, 451-454, 458-460, 491, 277/517, 529, 602, 610, 612, 641-642, 277/644, 648; 285/339, 343
 CPC E04D 13/14; F16J 7/00
 See application file for complete search history.

(56) References Cited

U.S. PATENT DOCUMENTS

7,306,237 B2 * 12/2007 Tsuji F16J 15/062
 277/644

8,074,967 B2 * 12/2011 Tsuji F16K 51/02
 251/328
 9,611,940 B2 * 4/2017 Khan F16K 3/0227
 9,892,945 B2 * 2/2018 Nakagawa F16J 15/128
 D819,187 S * 5/2018 Yamamoto D23/269
 D836,186 S * 12/2018 Takahashi D23/269
 2006/0097461 A1 * 5/2006 Tsuji F16J 15/062
 277/637
 2015/0176713 A1 * 6/2015 Khan F16K 51/02
 251/326
 2019/0107199 A1 * 4/2019 Dore H05K 5/061

FOREIGN PATENT DOCUMENTS

TW	D143035 S	10/2011
TW	D149670 S	10/2012
TW	D149671 S	10/2012
TW	D149672 S	10/2012
TW	D150427 S	11/2012
TW	D185712 S	10/2017
TW	D185713 S	10/2017
TW	D185714 S	10/2017

* cited by examiner




FIG. 1

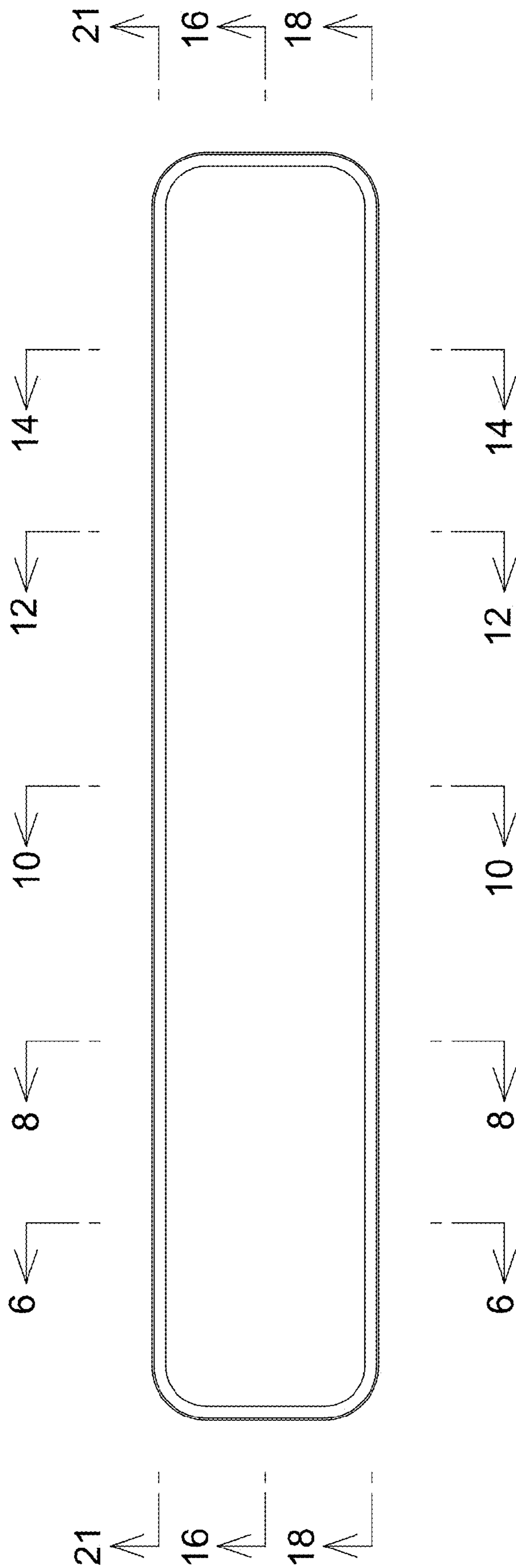


FIG. 2




FIG. 3



FIG. 4

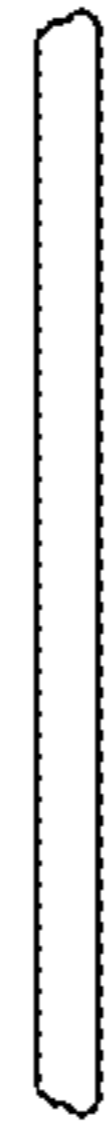


FIG. 5

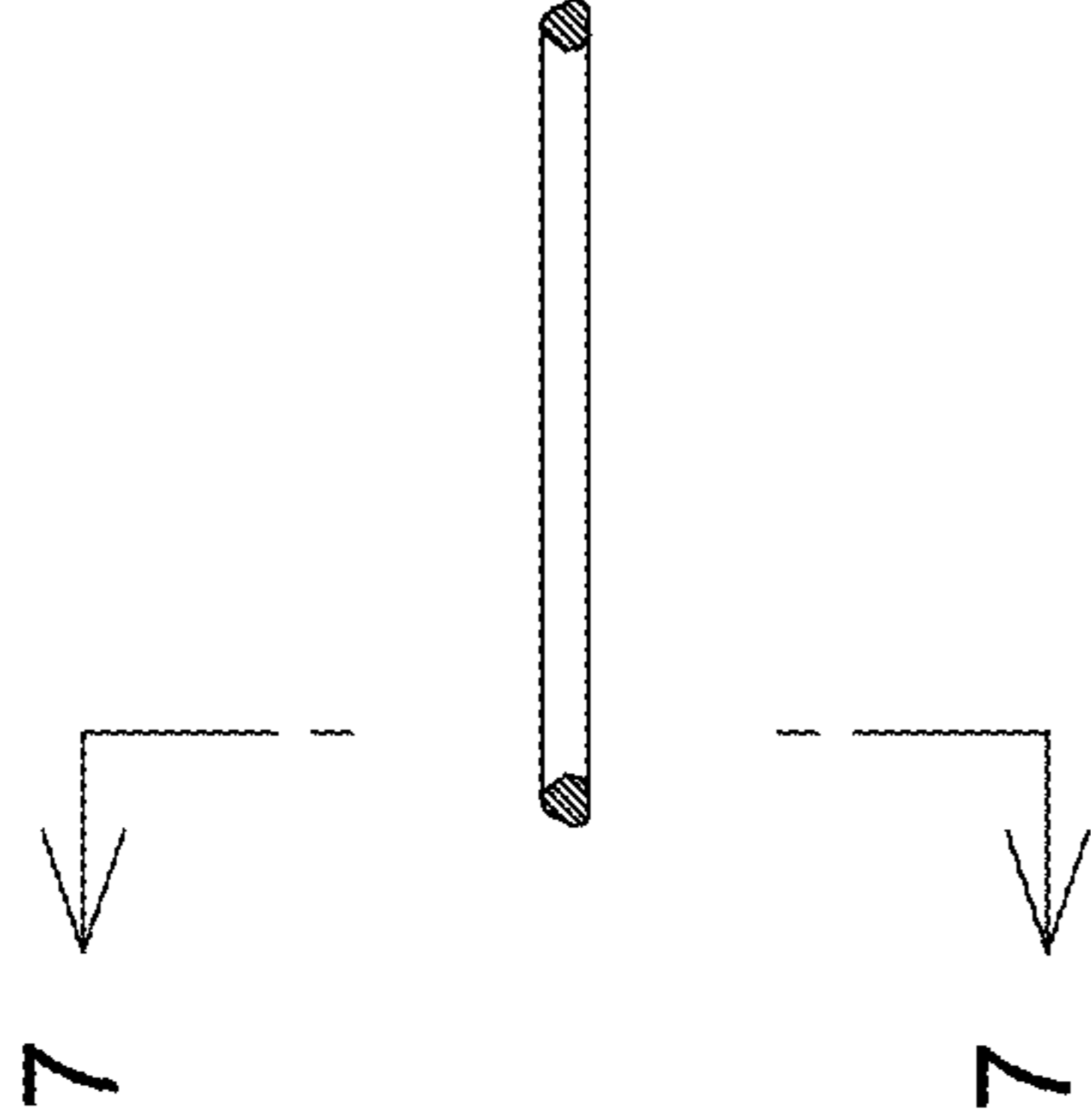


FIG. 6




FIG. 7

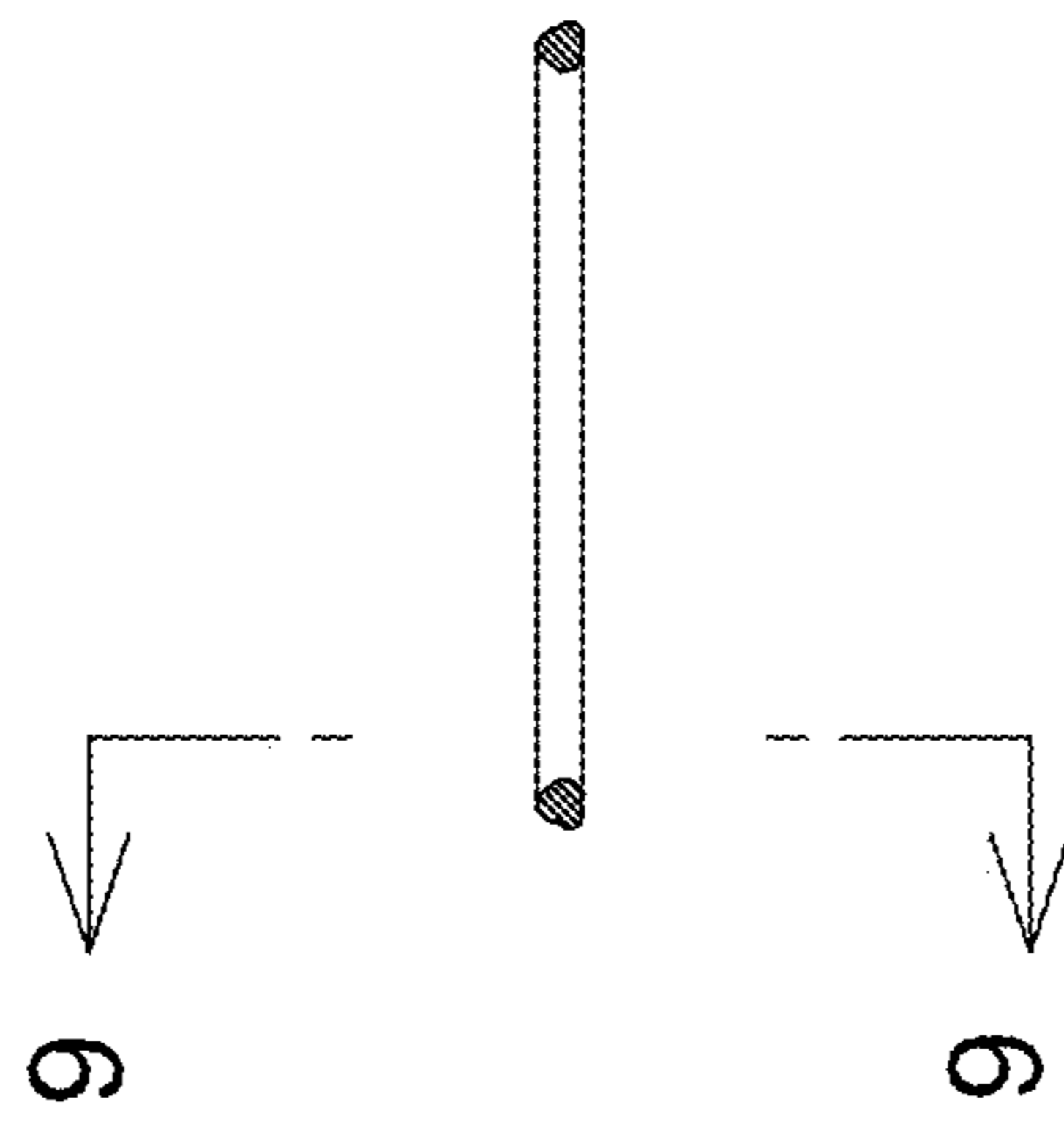


FIG. 8




FIG. 9

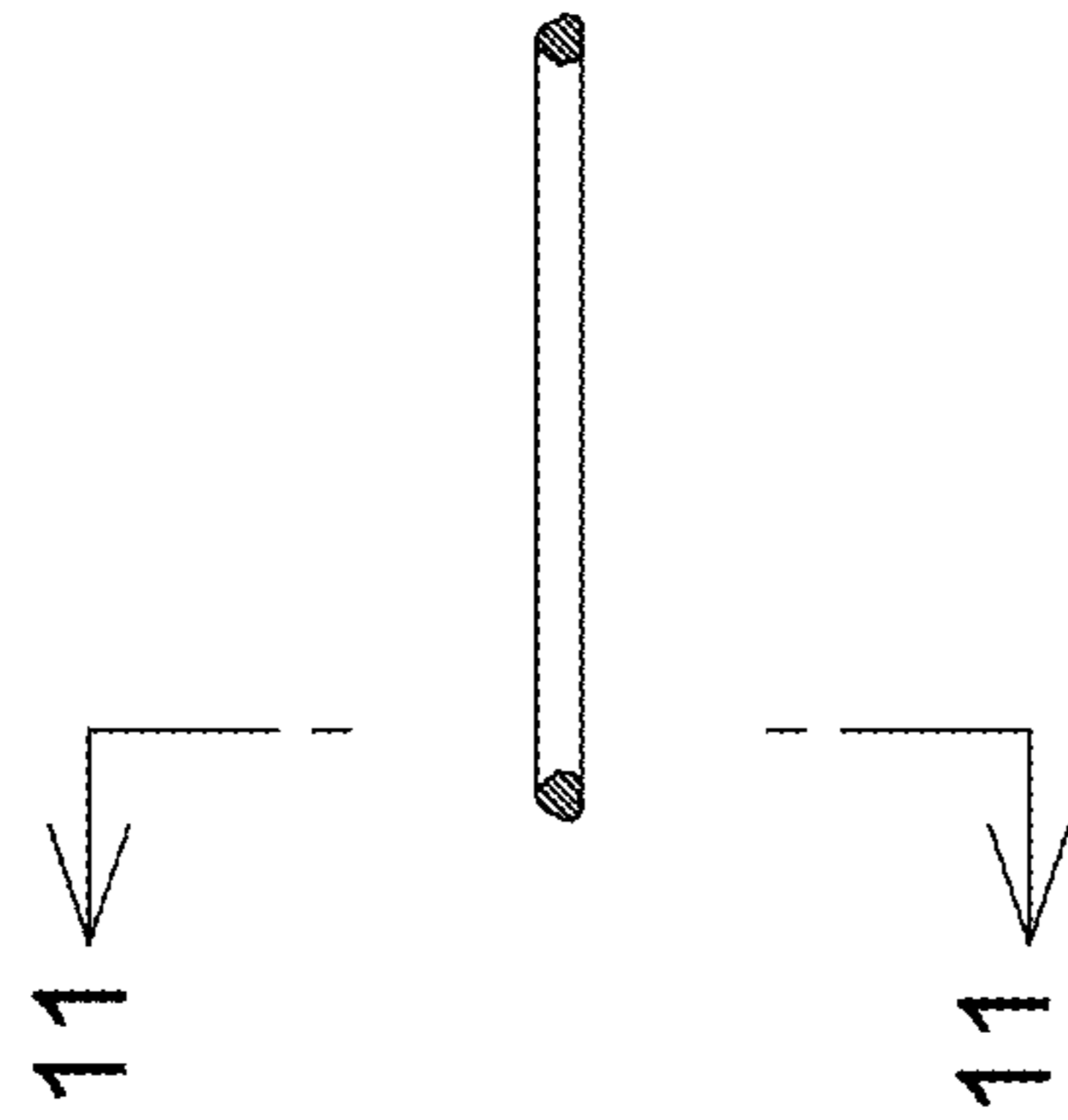


FIG. 10

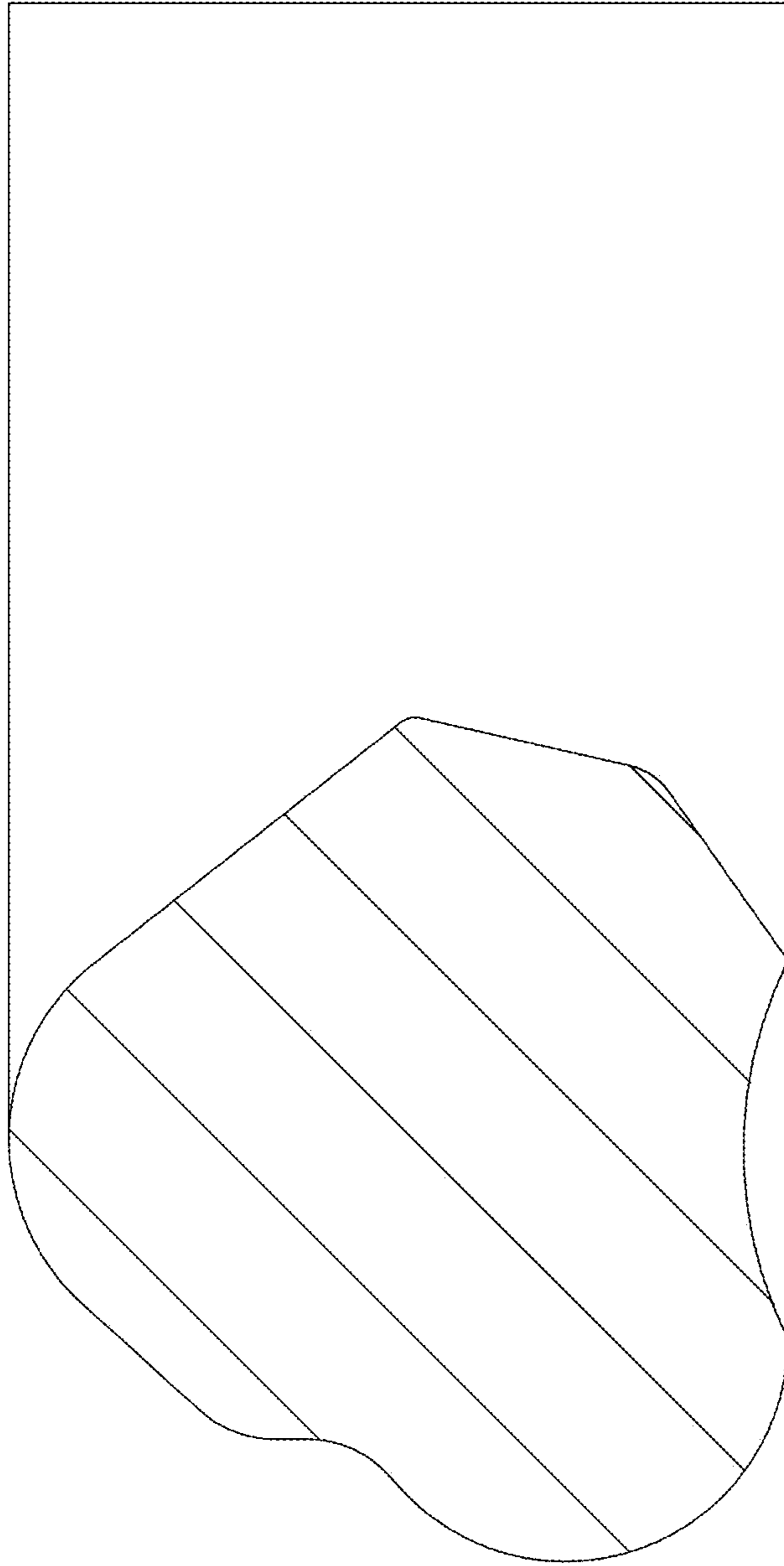


FIG. 11

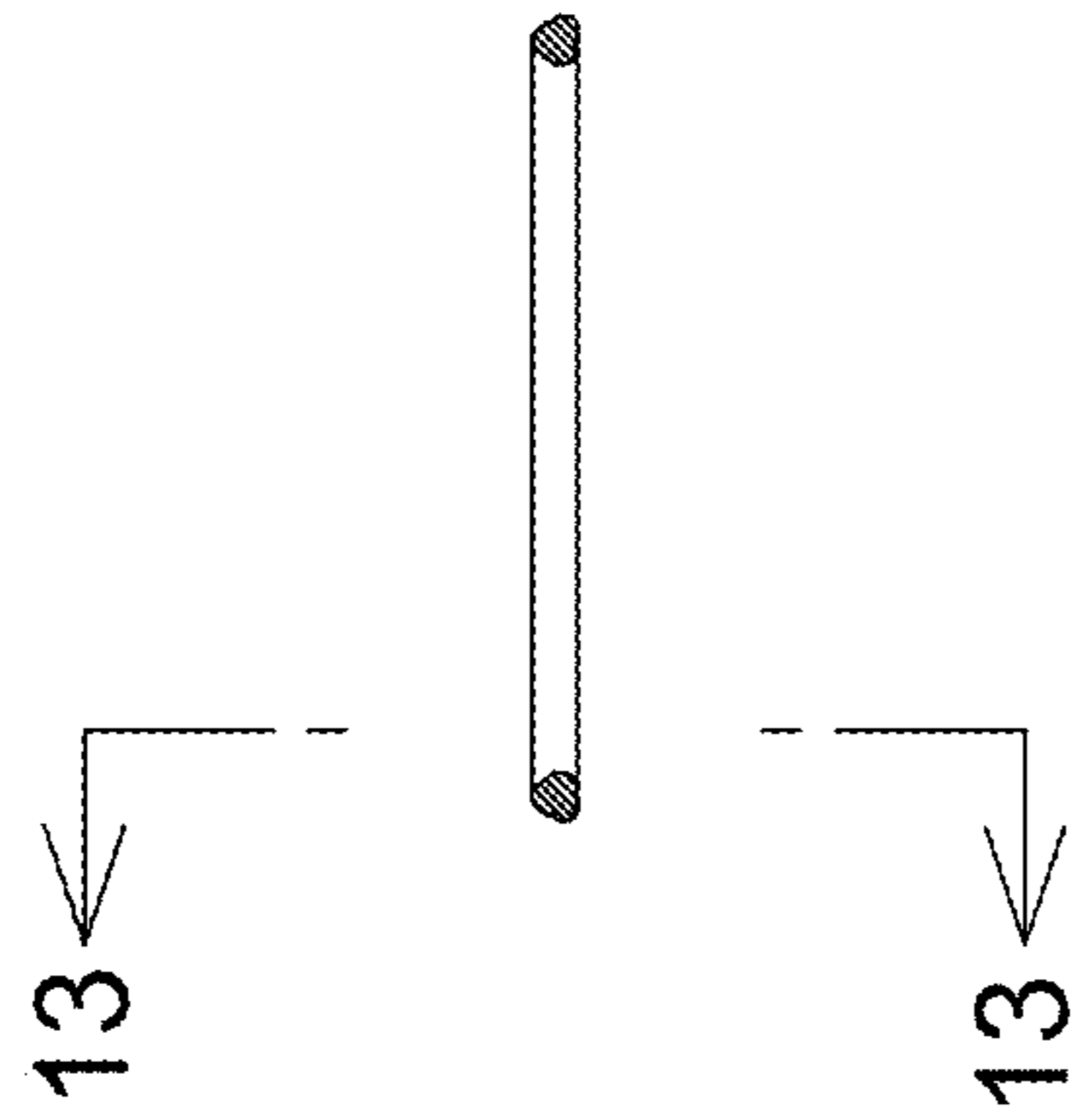


FIG. 12




FIG. 13

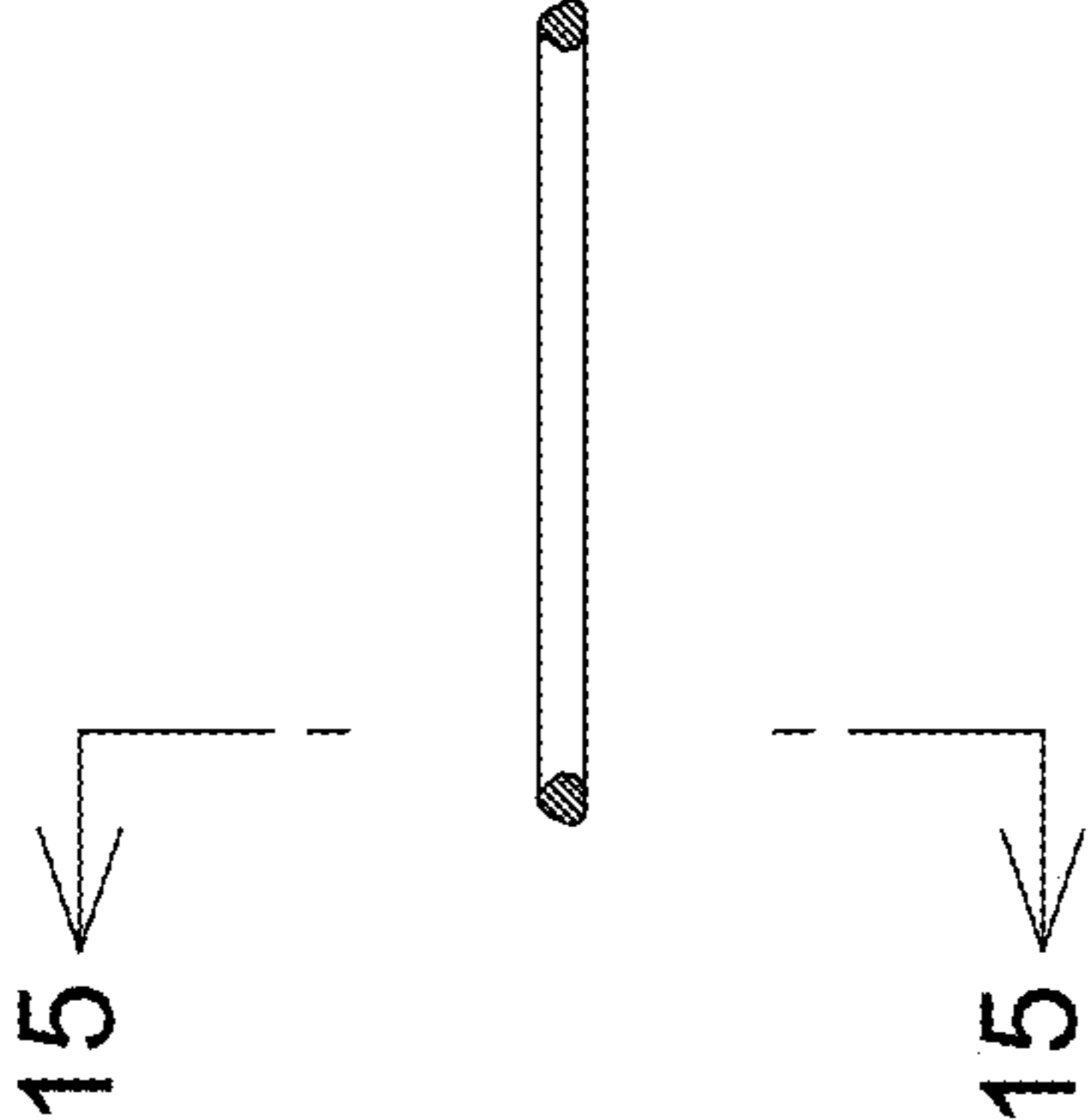


FIG. 14




FIG. 15

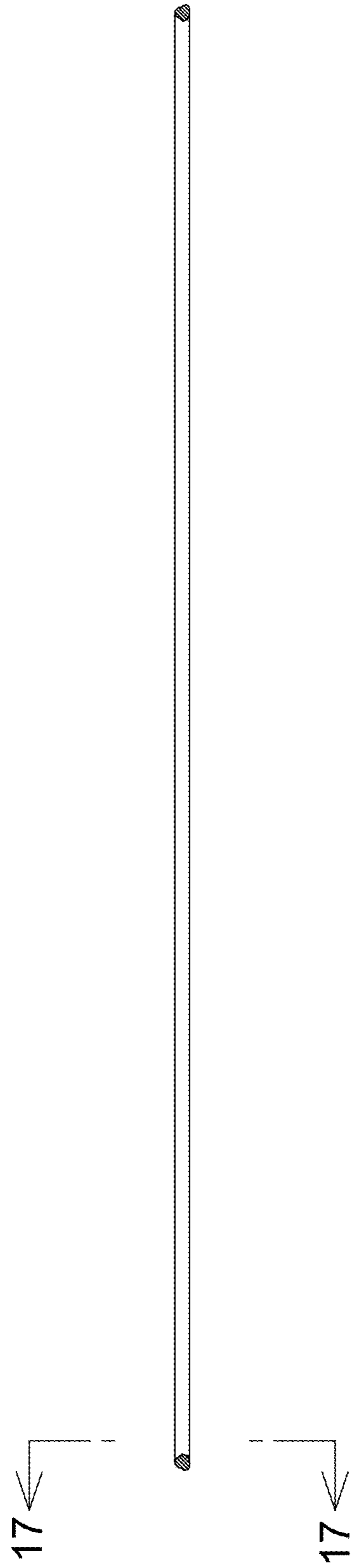


FIG. 16




FIG. 17

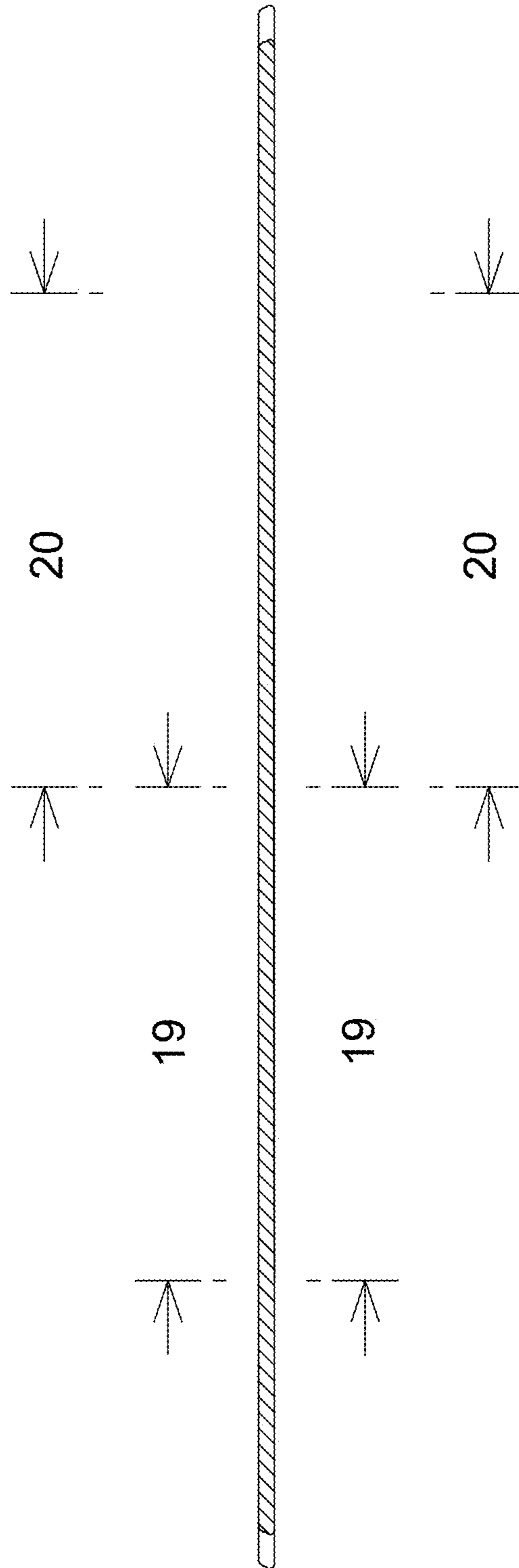


FIG. 18



FIG. 19



FIG. 20

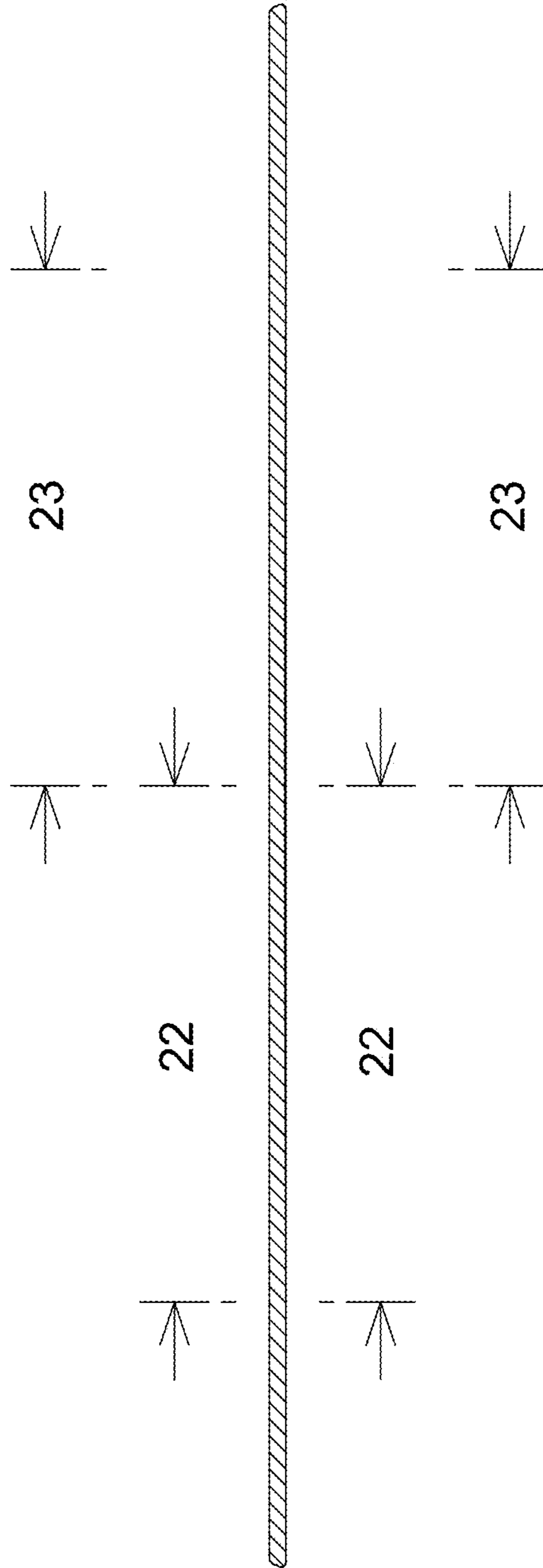


FIG. 21



FIG. 22



FIG. 23