



US00D901632S

(12) **United States Design Patent** (10) **Patent No.:** **US D901,632 S**  
**Wu et al.** (45) **Date of Patent:** **\*\* Nov. 10, 2020**

(54) **SHOWER HEAD**  
(71) Applicant: **Purity (Xiamen) Sanitary Ware Co., Ltd., Xiamen (CN)**  
(72) Inventors: **James Wu, Taichung (TW); Alex Wu, Taichung (TW); Ce-Wen Yang, Xiamen (CN)**  
(73) Assignee: **PURITY (XIAMEN) SANITARY WARE CO., LTD., Xiamen (CN)**

D659,797 S \* 5/2012 Farley ..... D23/223  
D666,010 S \* 8/2012 Farley ..... D6/309  
D680,619 S \* 4/2013 Zhadanov ..... D23/223  
D681,776 S \* 5/2013 Cutler ..... D23/223  
D744,065 S \* 11/2015 Peterson ..... D23/223  
D744,611 S \* 12/2015 Quinn ..... D23/223  
D755,346 S \* 5/2016 Yan ..... D23/223  
9,404,243 B2 \* 8/2016 Cacka ..... B05B 1/1654  
D779,039 S \* 2/2017 Hanna ..... D23/223  
9,764,339 B2 \* 9/2017 Yu ..... B05B 1/18  
D810,861 S \* 2/2018 Weaver ..... D23/213  
D820,949 S \* 6/2018 Reinecker ..... D23/213  
D842,967 S \* 3/2019 Farley ..... D23/213

(Continued)

(\*\*) Term: **15 Years**

(21) Appl. No.: **29/673,302**  
(22) Filed: **Dec. 13, 2018**  
(51) **LOC (12) Cl.** ..... **23-01**  
(52) **U.S. Cl.**  
USPC ..... **D23/223; D23/213**  
(58) **Field of Classification Search**  
USPC ..... **D23/213, 214, 215, 223, 224, 226, 229, D23/230**  
CPC ..... **A61H 9/0021; A61H 33/00; B05B 1/00; B05B 1/14; B05B 1/185; B05B 1/08; B05B 1/02; B05B 1/26; B05B 12/002; B05B 1/18; B05B 9/01**  
See application file for complete search history.

**OTHER PUBLICATIONS**

<https://www.wayfair.com/home-improvement/pdx/hotelspa-ultra-luxury-resort-spiral-rainfall-shower-head-htsp1022.html> (Year: 2017).\*

*Primary Examiner* — Manpreet S Matharu  
*Assistant Examiner* — Keith J Wilson  
(74) *Attorney, Agent, or Firm* — Birch, Stewart, Kolasch & Birch, LLP

(57) **CLAIM**

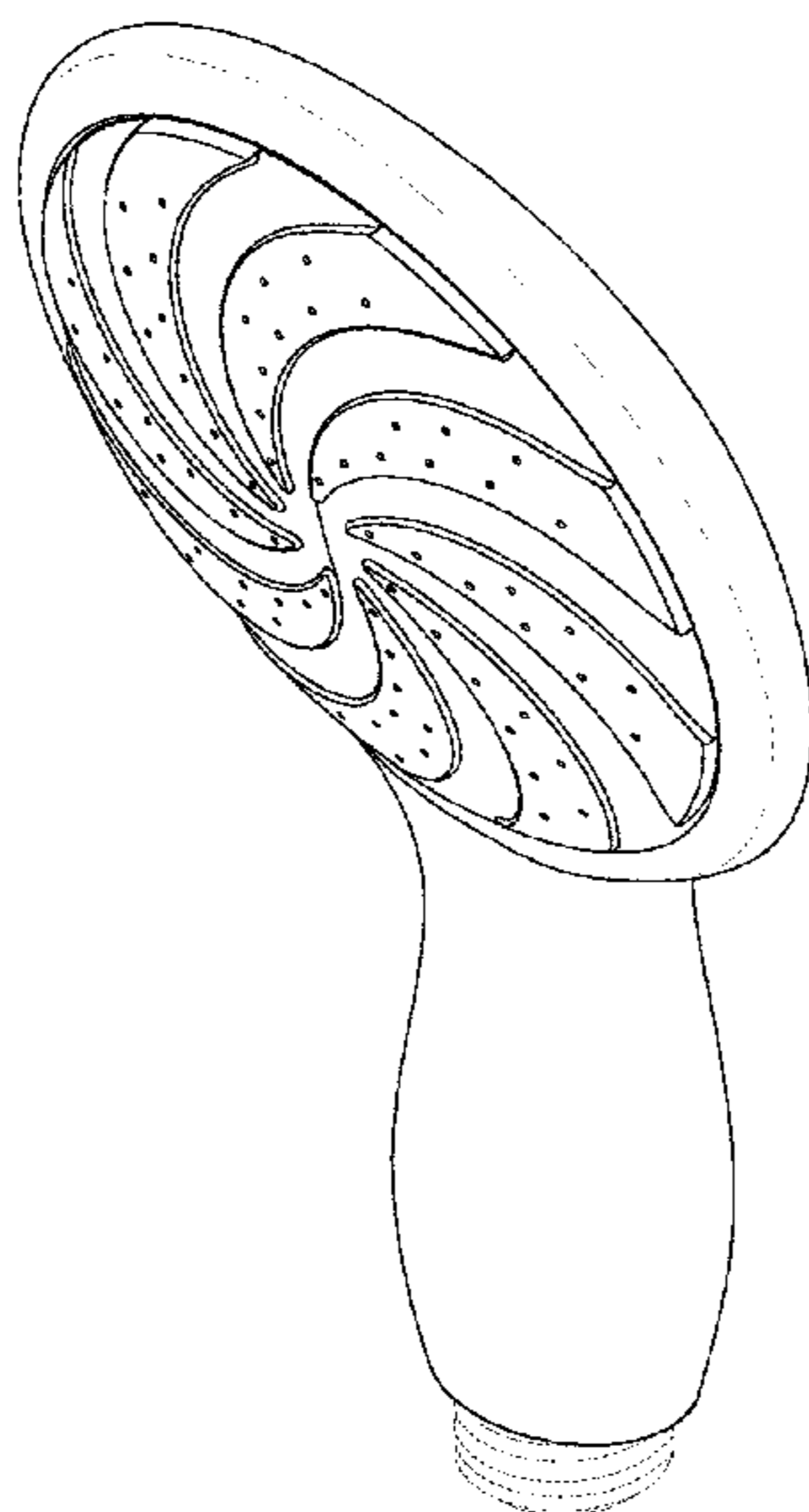
The ornamental design for a shower head, as shown and described.

**DESCRIPTION**

FIG. 1 is a first perspective view of a shower head showing our new design;  
FIG. 2 is a front view of FIG. 1;  
FIG. 3 is a rear view of FIG. 1;  
FIG. 4 is a left side view of FIG. 1;  
FIG. 5 is a right side view of FIG. 1;  
FIG. 6 is a top view of FIG. 1;  
FIG. 7 is a bottom view of FIG. 1; and,  
FIG. 8 is an enlarged view of portion 8 shown in FIG. 3.  
The broken lines shown represent portions of the shower head and form no part of the claimed design.

**1 Claim, 7 Drawing Sheets**

(56) **References Cited**  
U.S. PATENT DOCUMENTS  
6,537,455 B2 \* 3/2003 Farley ..... C02F 1/003  
210/251  
D559,945 S \* 1/2008 Patterson ..... D23/213  
D564,621 S \* 3/2008 Lammel ..... D23/223  
D578,604 S \* 10/2008 Wu ..... D23/223  
D581,014 S \* 11/2008 Quinn ..... D23/223  
D610,651 S \* 2/2010 Wu ..... D23/223  
7,866,576 B1 \* 1/2011 Farley ..... E03C 1/0409  
239/553  
D634,810 S \* 3/2011 Yoo ..... D23/213  
D659,796 S \* 5/2012 Farley ..... D23/223



(56)

**References Cited**

U.S. PATENT DOCUMENTS

10,234,054 B1 \* 3/2019 Yang ..... F16K 31/52408  
D857,842 S \* 8/2019 Yu ..... D23/213  
2012/0031511 A1 \* 2/2012 Farley ..... E03C 1/0408  
137/544  
2019/0091715 A1 \* 3/2019 Mercado ..... B05B 1/185

\* cited by examiner

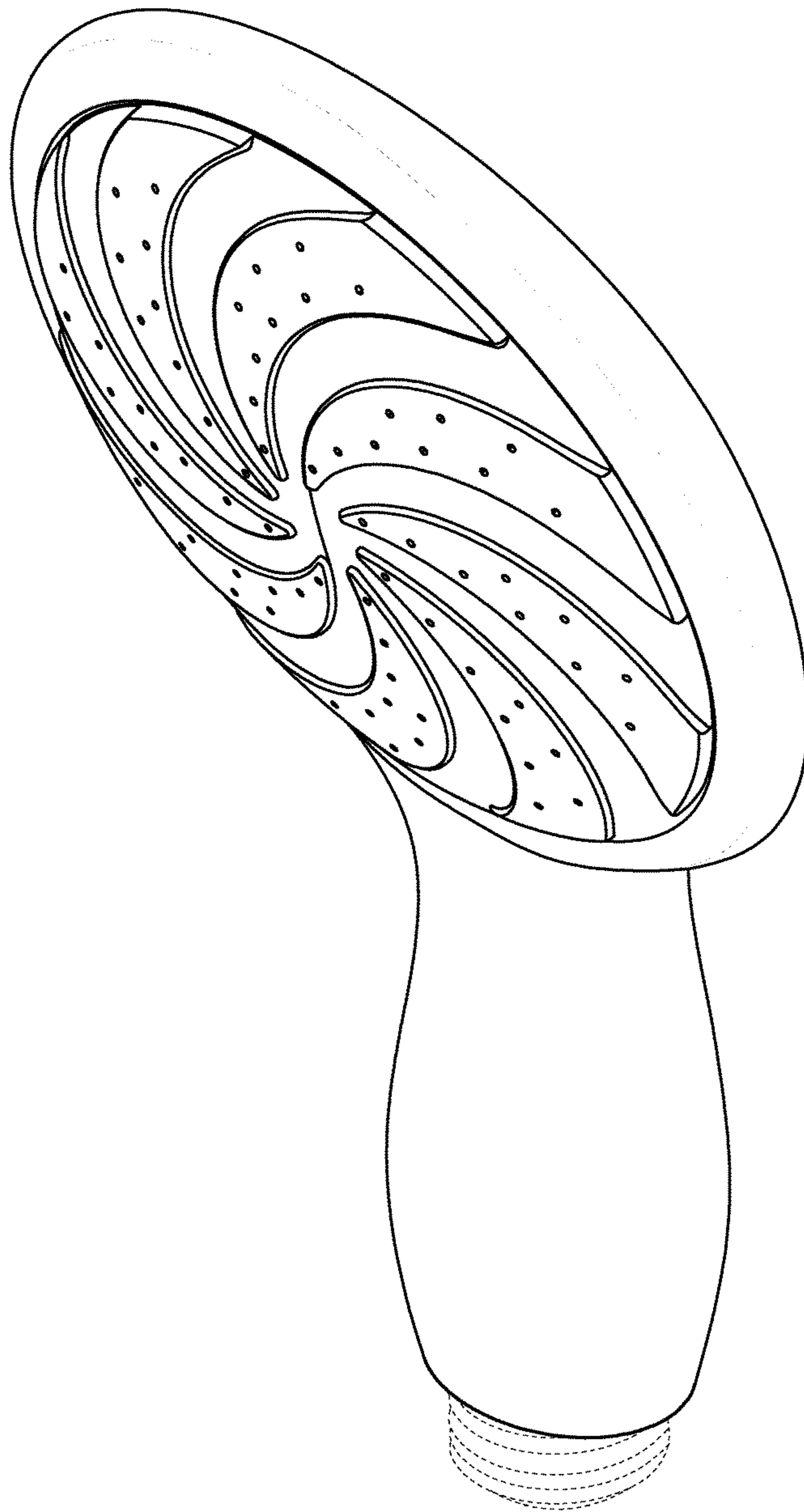


FIG.1

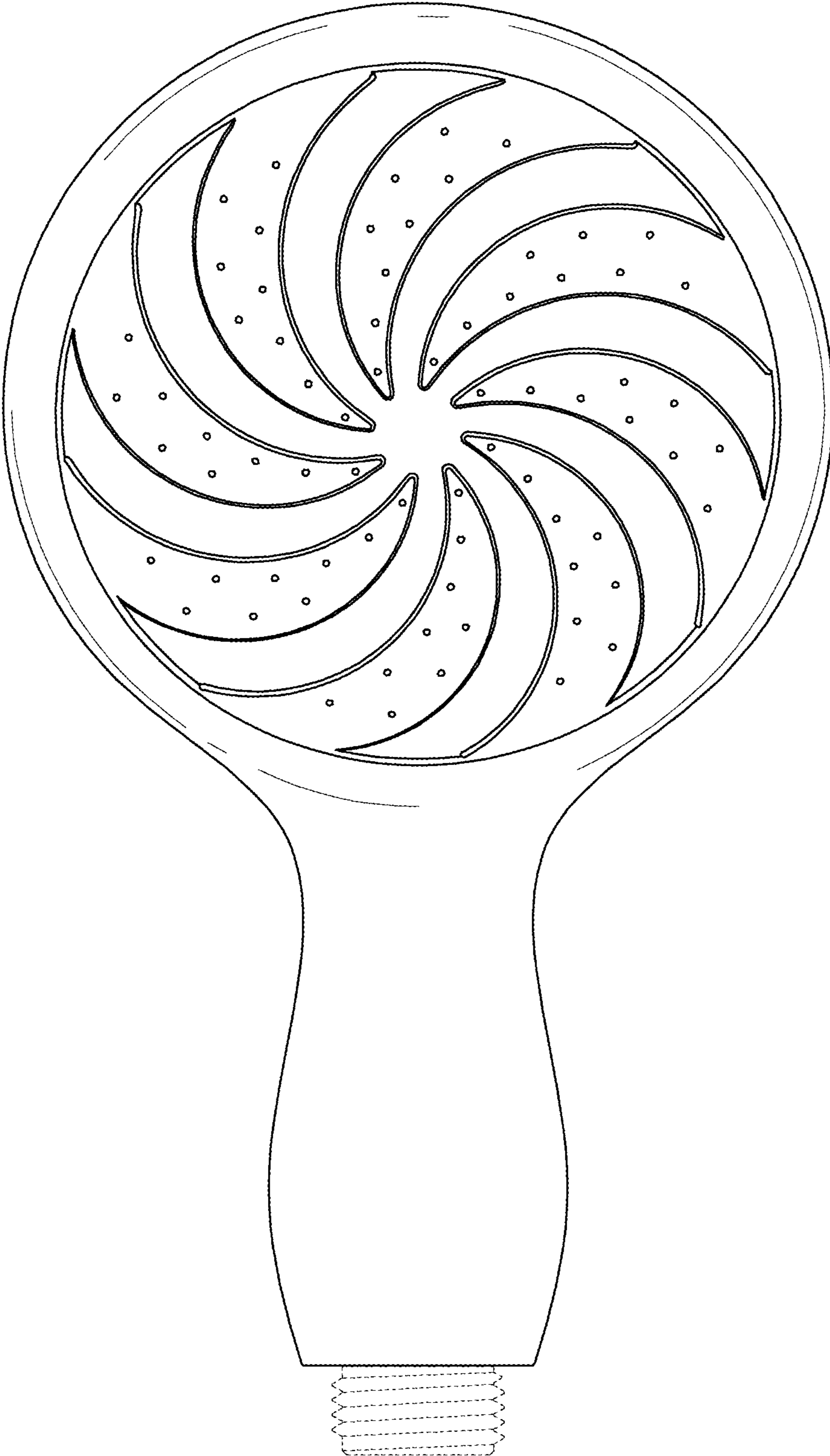


FIG.2

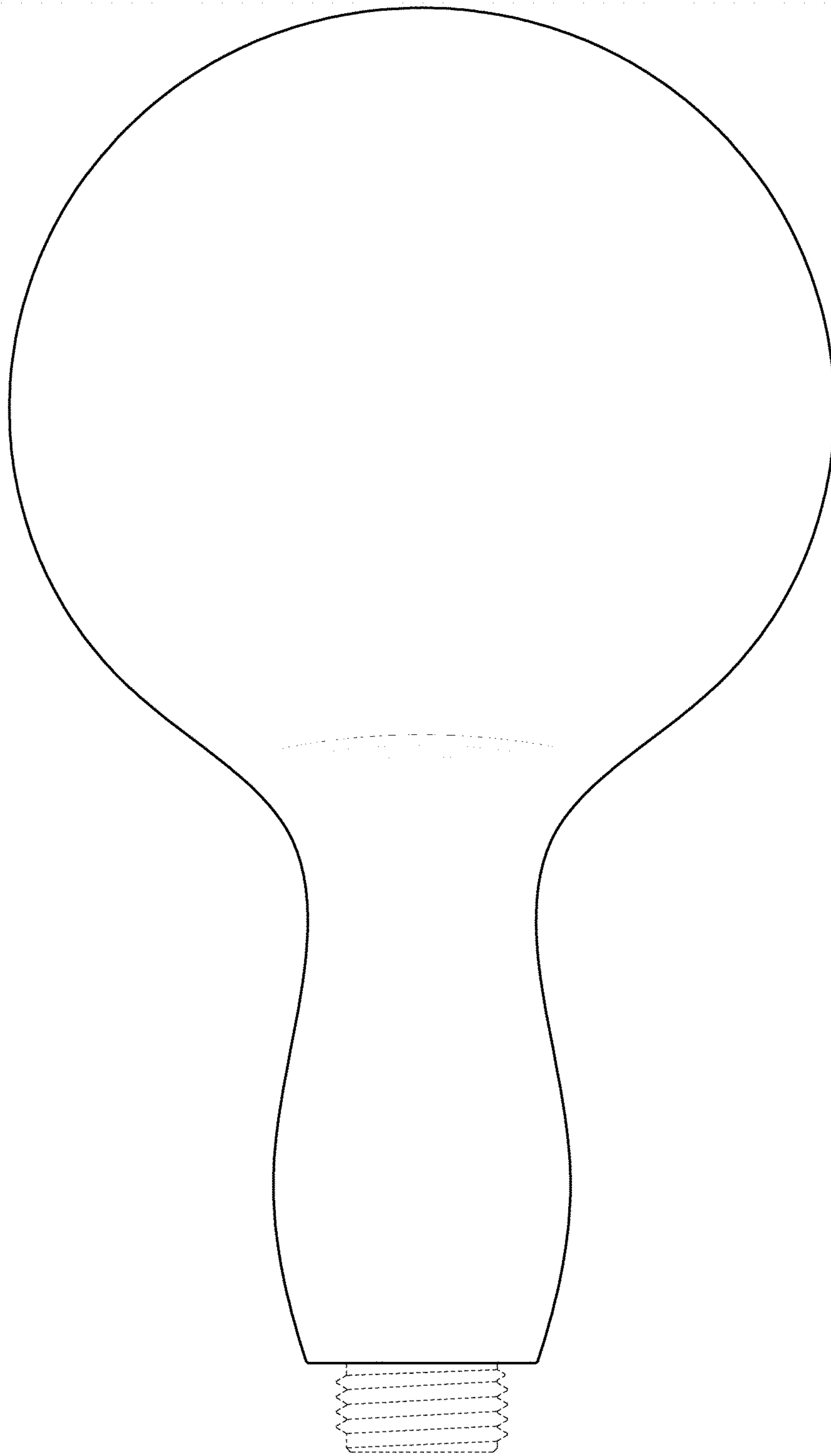


FIG.3

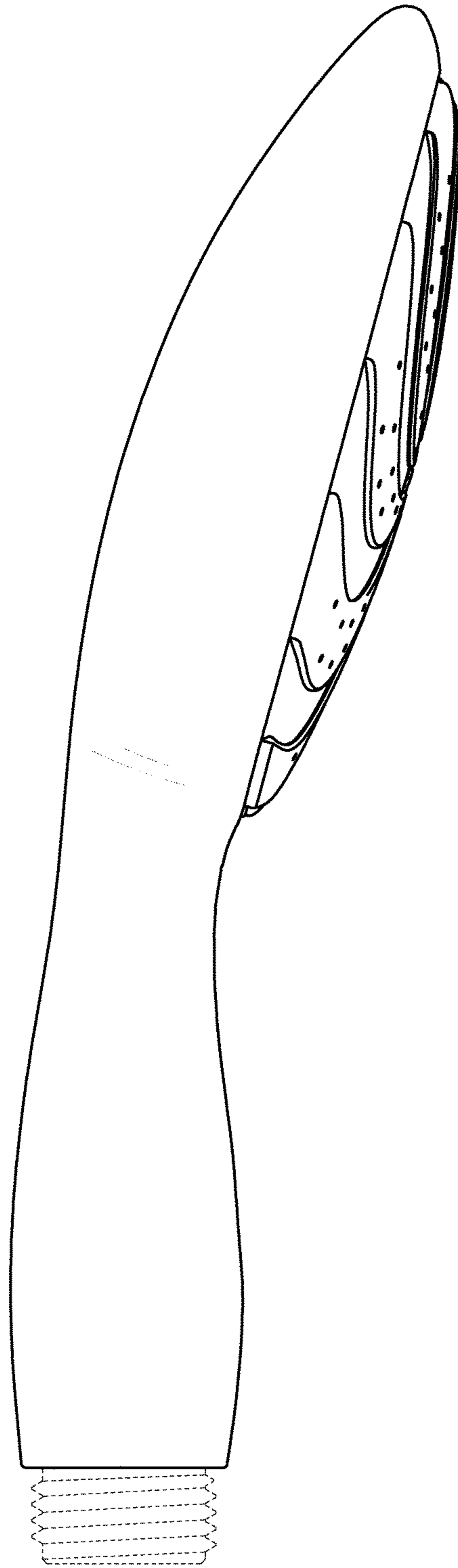
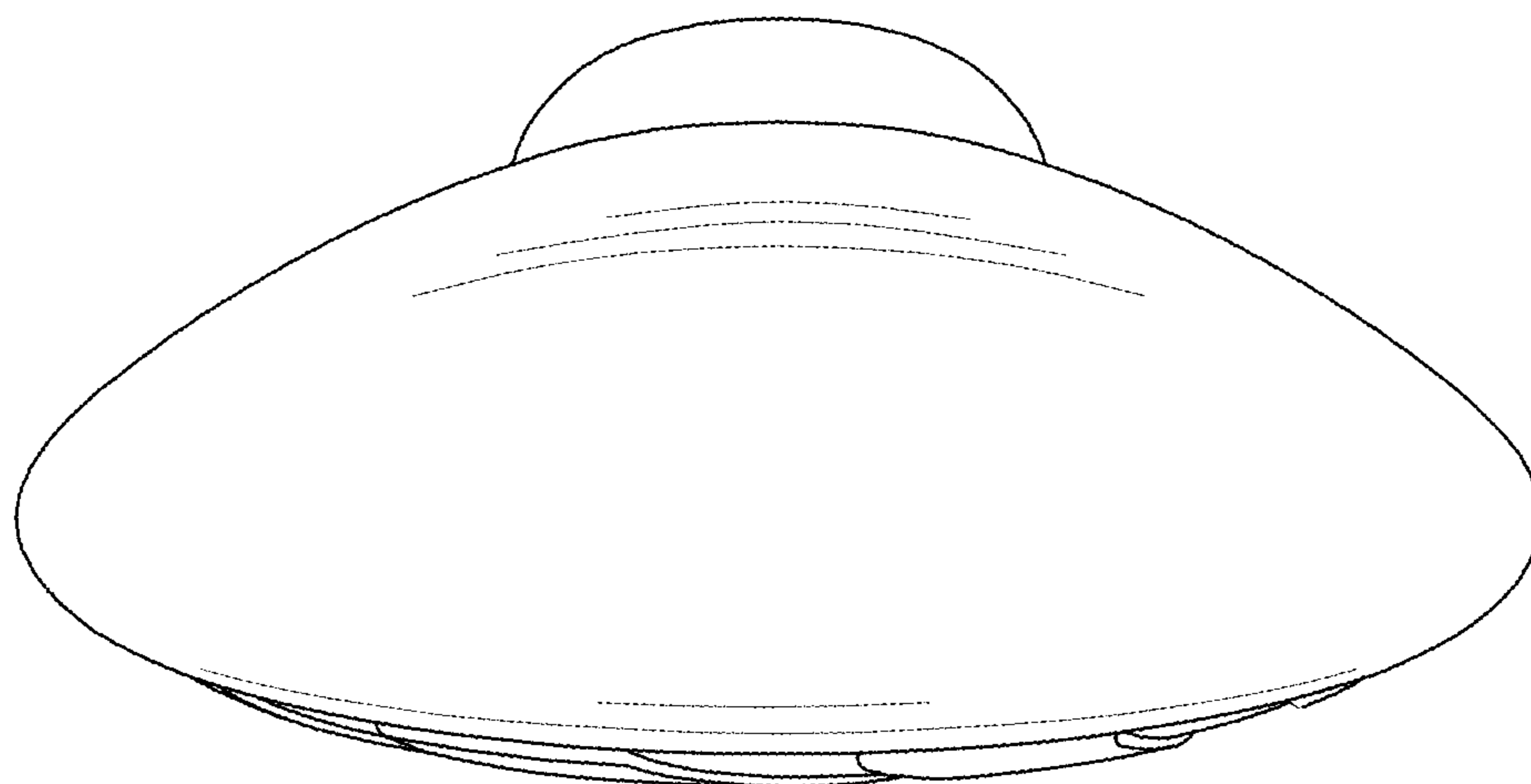


FIG.4

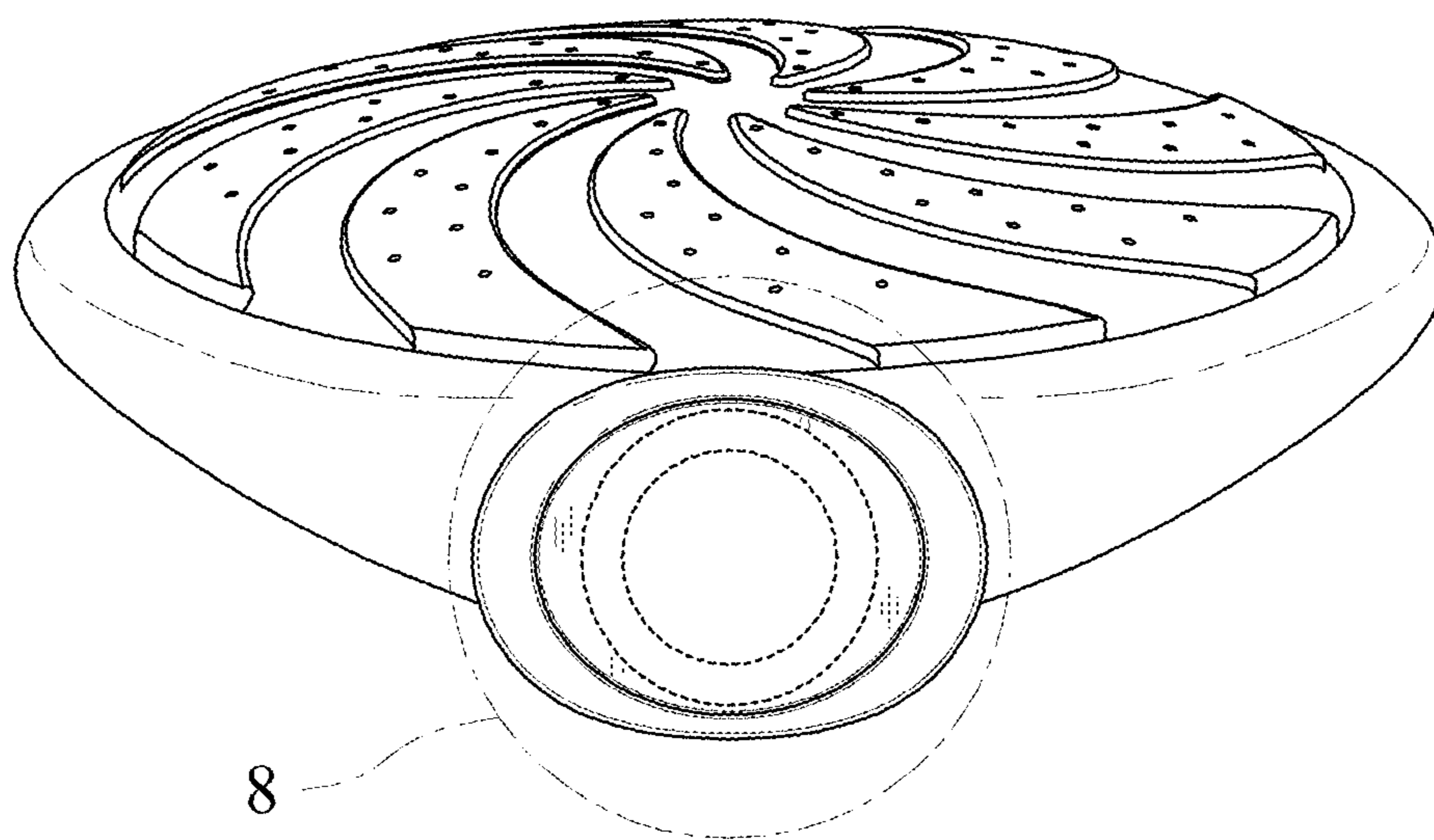




FIG.5

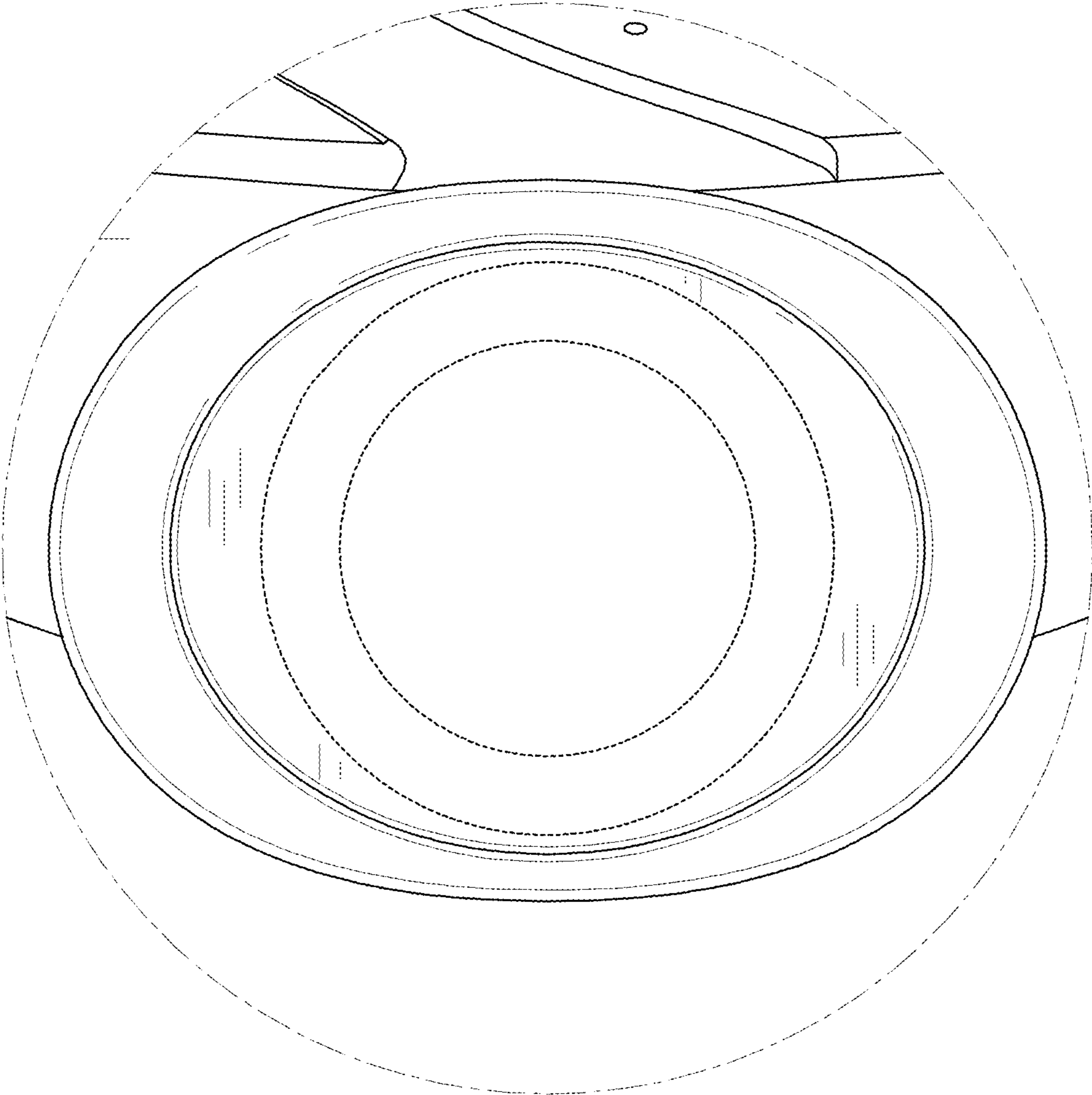


**FIG. 6**



**FIG. 7**





**FIG.8**