



US00D901630S

(12) **United States Design Patent** (10) **Patent No.:** **US D901,630 S**
Wu (45) **Date of Patent:** **** Nov. 10, 2020**

(54) **SHOWER HEAD**
(71) Applicant: **Purity (Xiamen) Sanitary Ware Co., Ltd.**, Xiamen (CN)
(72) Inventor: **Chin-Lung Wu**, Taichung (TW)
(73) Assignee: **PURITY (XIAMEN) SANITARY WARE CO., LTD.**, Xiamen (CN)
(**) Term: **15 Years**

D680,619 S * 4/2013 Zhadanov D23/223
D681,776 S * 5/2013 Cutler D23/223
D744,065 S * 11/2015 Peterson D23/223
D744,611 S * 12/2015 Quinn D23/223
D755,346 S * 5/2016 Yan D23/223
9,404,243 B2 * 8/2016 Cacka B05B 1/1654
D779,039 S * 2/2017 Hanna D23/223
9,764,339 B2 * 9/2017 Yu B05B 1/18
D810,861 S * 2/2018 Weaver D23/213
D820,949 S * 6/2018 Reinecker D23/213
D842,967 S * 3/2019 Farley D23/213
10,234,054 B1 * 3/2019 Yang F16K 31/52408
D857,842 S * 8/2019 Yu D23/213

(Continued)

(21) Appl. No.: **29/687,568**

(22) Filed: **Apr. 13, 2019**

(51) **LOC (12) Cl.** **23-01**

(52) **U.S. Cl.**
USPC **D23/213**

(58) **Field of Classification Search**
USPC D23/213, 214, 215, 223, 224, 226, 229, D23/230
CPC A61H 9/0021; A61H 33/00; B05B 1/00; B05B 1/14; B05B 1/185; B05B 1/08; B05B 1/02; B05B 1/26; B05B 12/002; B05B 1/18; B05B 9/01; C02F 2307/06
See application file for complete search history.

(56) **References Cited**

U.S. PATENT DOCUMENTS

6,537,455 B2 * 3/2003 Farley C02F 1/003 210/251
D559,945 S * 1/2008 Patterson D23/213
D564,621 S * 3/2008 Lammel D23/223
D578,604 S * 10/2008 Wu D23/223
D581,014 S * 11/2008 Quinn D23/223
D610,651 S * 2/2010 Wu D23/223
7,866,576 B1 * 1/2011 Farley E03C 1/0409 239/553
D634,810 S * 3/2011 Yoo D23/213
D659,796 S * 5/2012 Farley D23/223
D659,797 S * 5/2012 Farley D23/223
D666,010 S * 8/2012 Farley D6/309

OTHER PUBLICATIONS

<https://www.amazon.com/dp/B01EYVG8HO/> (Year: 2016).*

Primary Examiner — Manpreet S Matharu

Assistant Examiner — Keith J Wilson

(74) *Attorney, Agent, or Firm* — Pro-TECHTOR International Services; Ian Oglesby

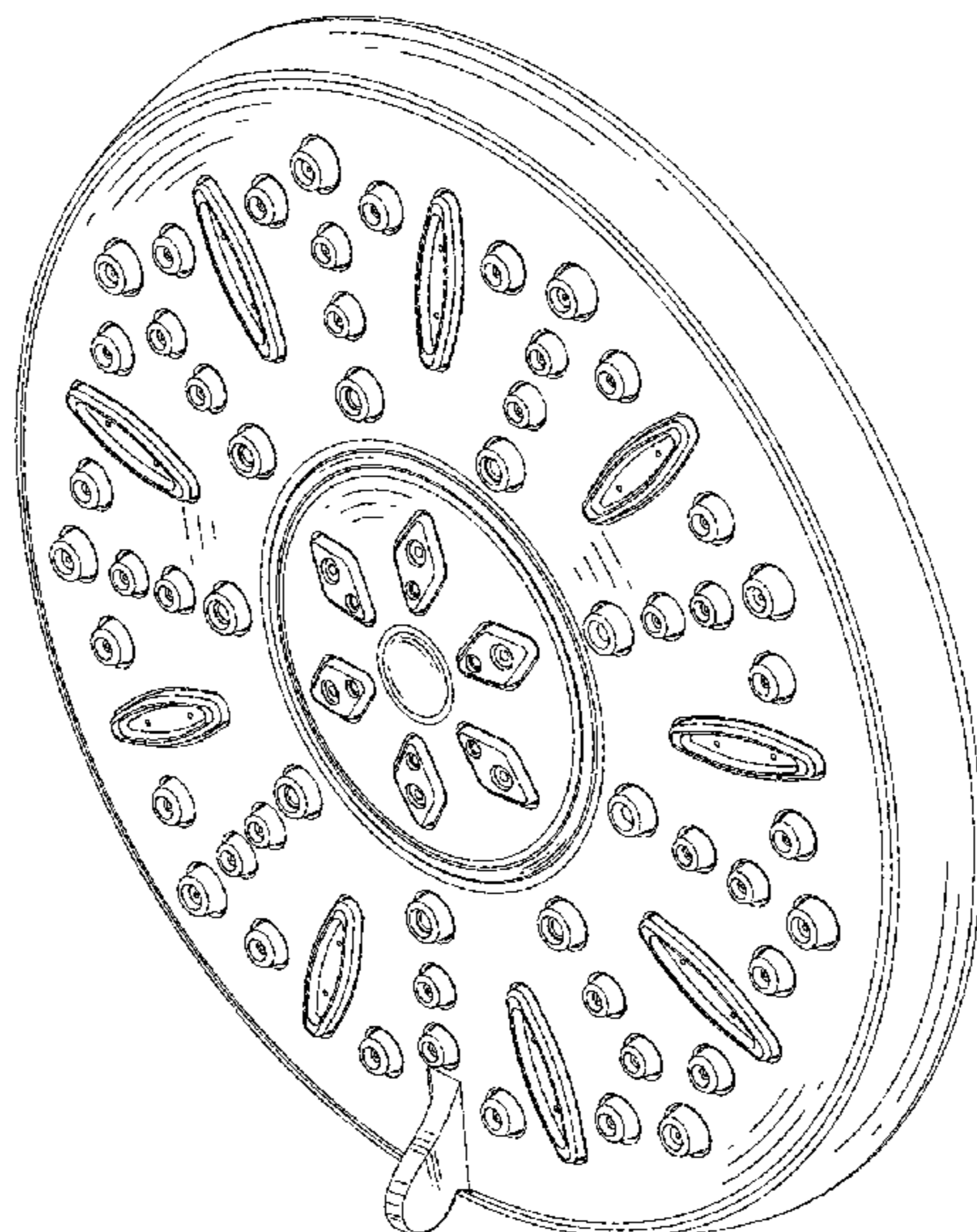
(57) **CLAIM**

The ornamental design for a shower head, as shown and described.

DESCRIPTION

FIG. 1 is a front-right-top perspective view of a shower head showing my new design;
FIG. 2 is a front elevation view thereof;
FIG. 3 is a rear elevation view thereof;
FIG. 4 is a left side view thereof;
FIG. 5 is a right side view thereof;
FIG. 6 is a top plan view thereof; and,
FIG. 7 is a bottom plan view thereof.
The broken line and the area between the solid line and broken line in FIG. 3 represent portions of a shower head and form no part of the claimed design.

1 Claim, 7 Drawing Sheets



(56)

References Cited

U.S. PATENT DOCUMENTS

2012/0031511 A1* 2/2012 Farley E03C 1/0408
137/544
2019/0091715 A1* 3/2019 Mercado B05B 1/185

* cited by examiner

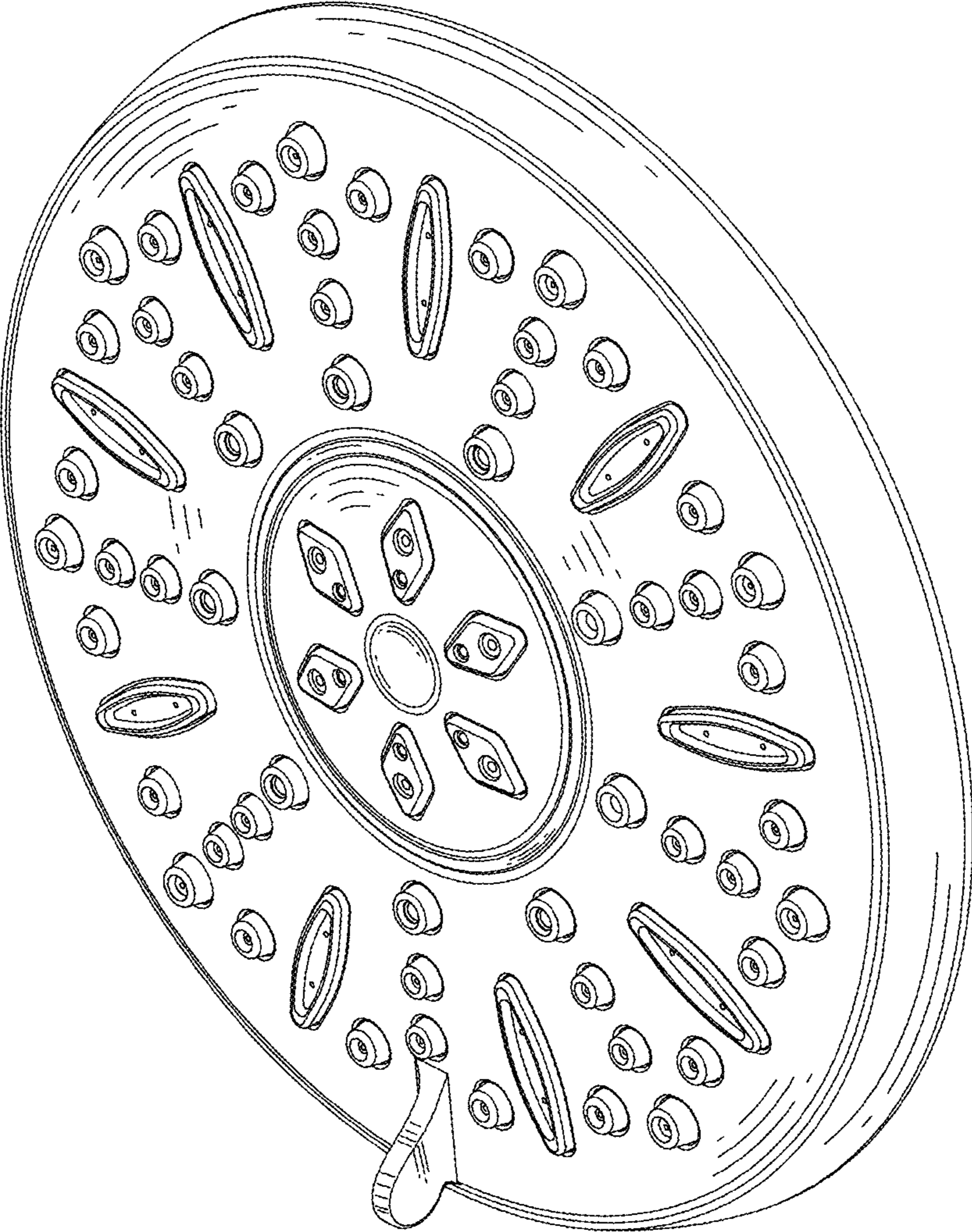


FIG. 1

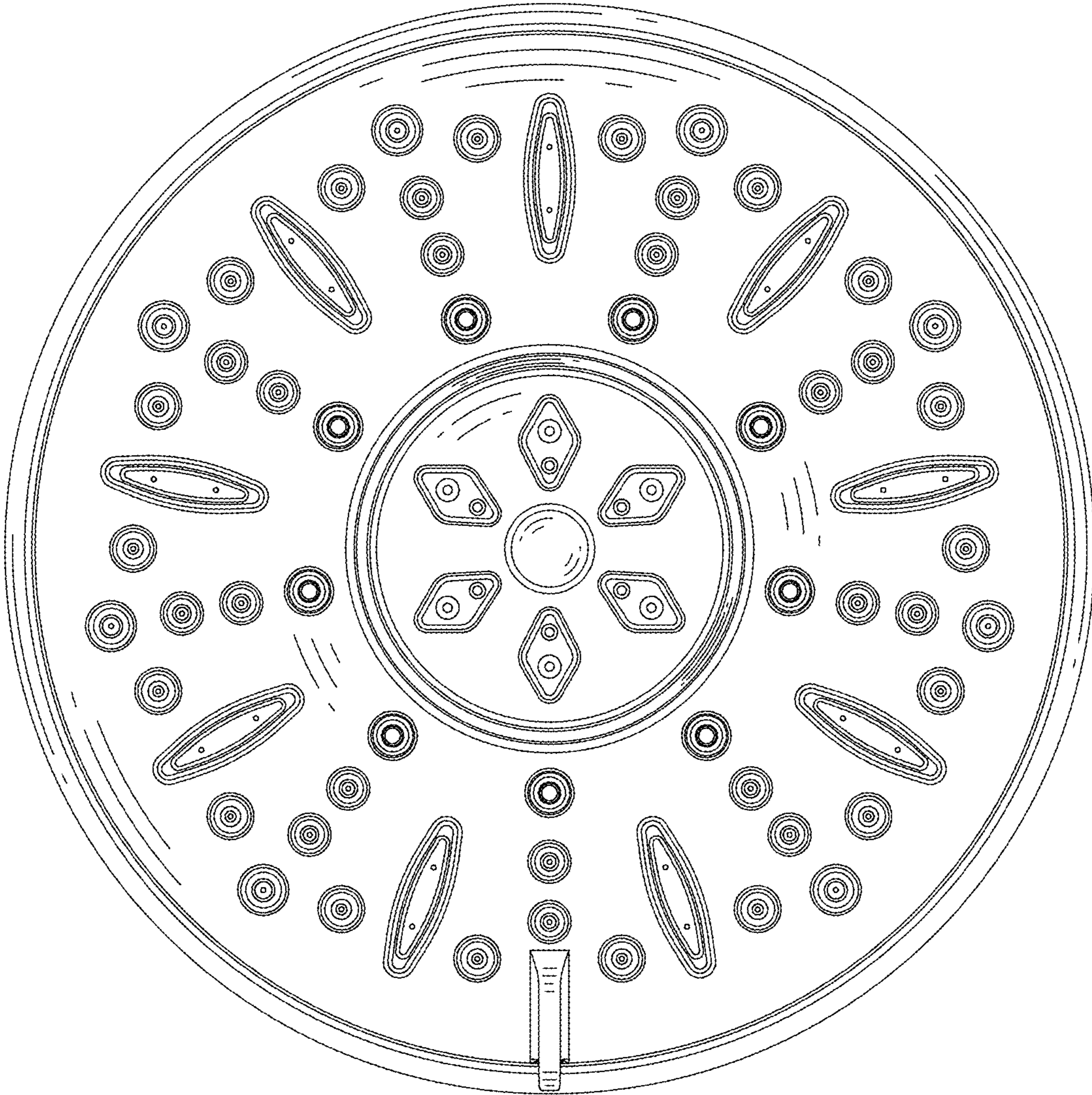


FIG. 2

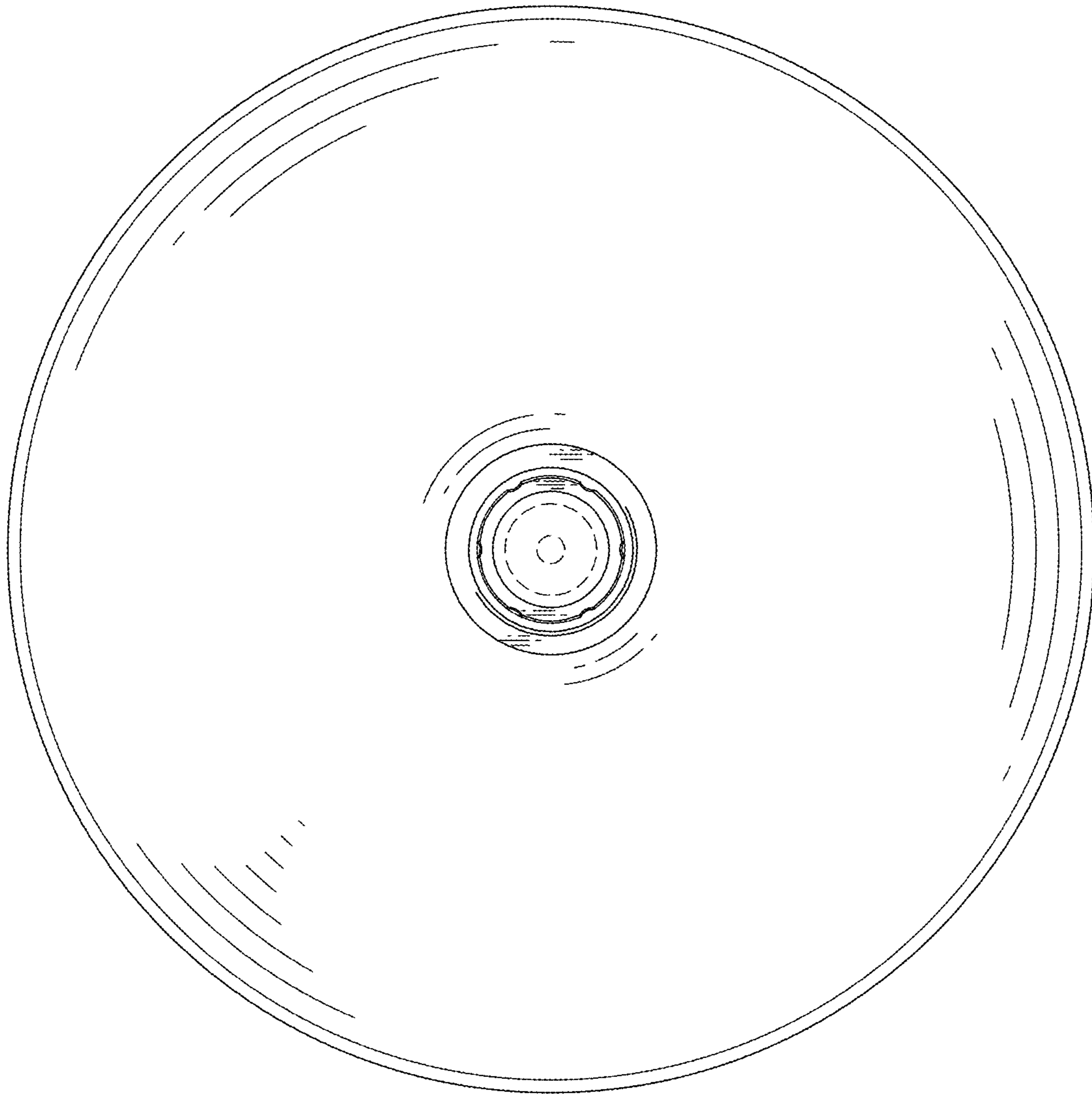


FIG. 3

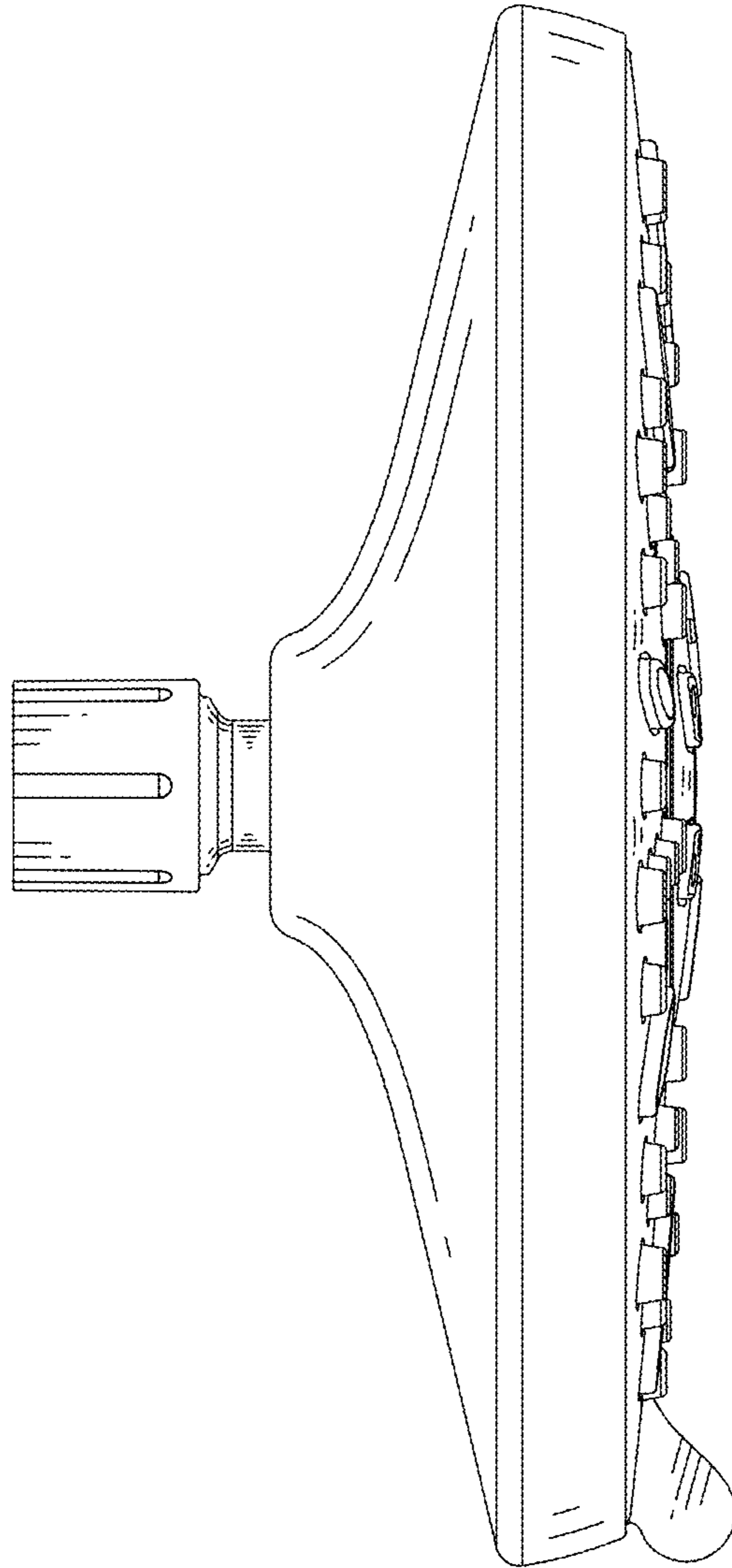


FIG. 4

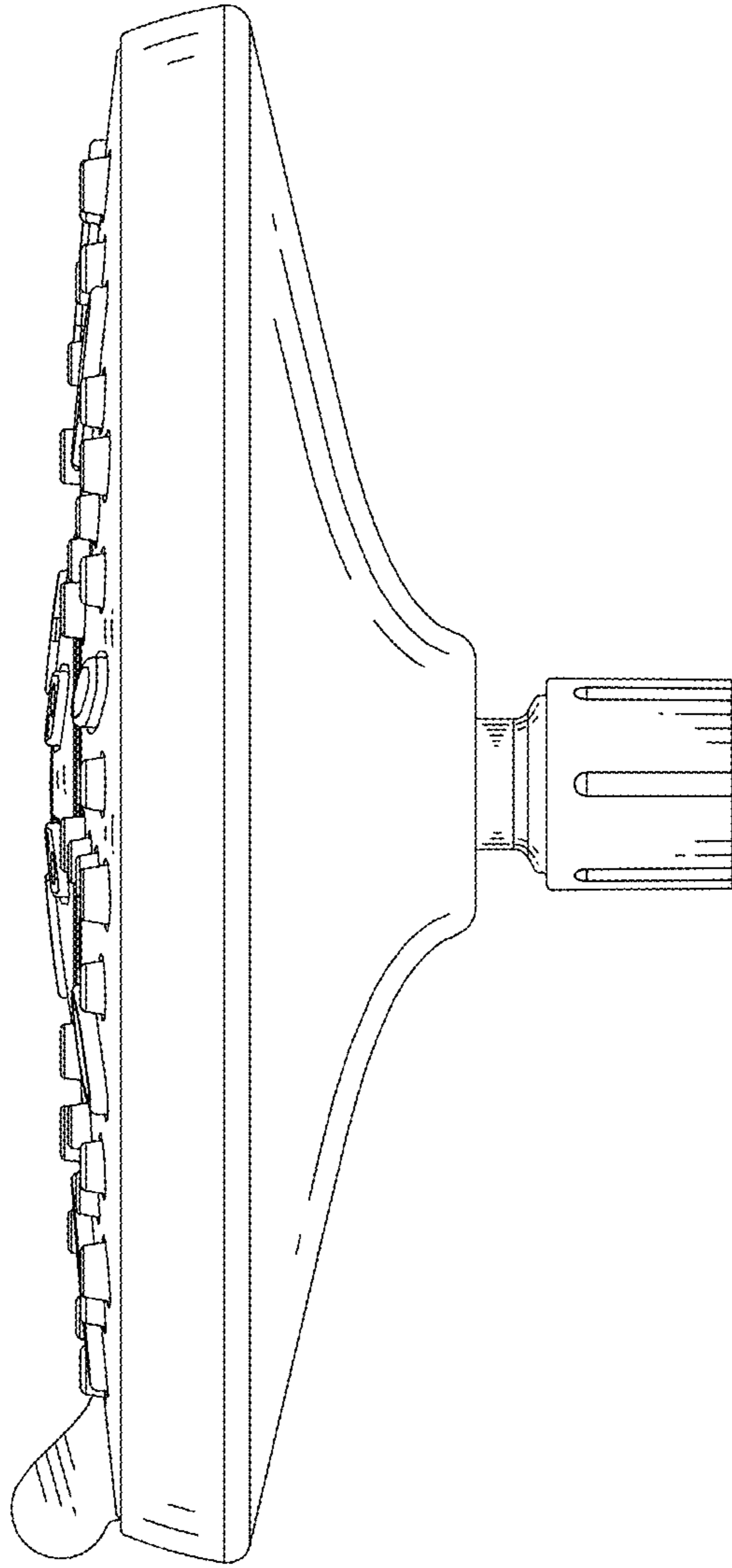


FIG. 5

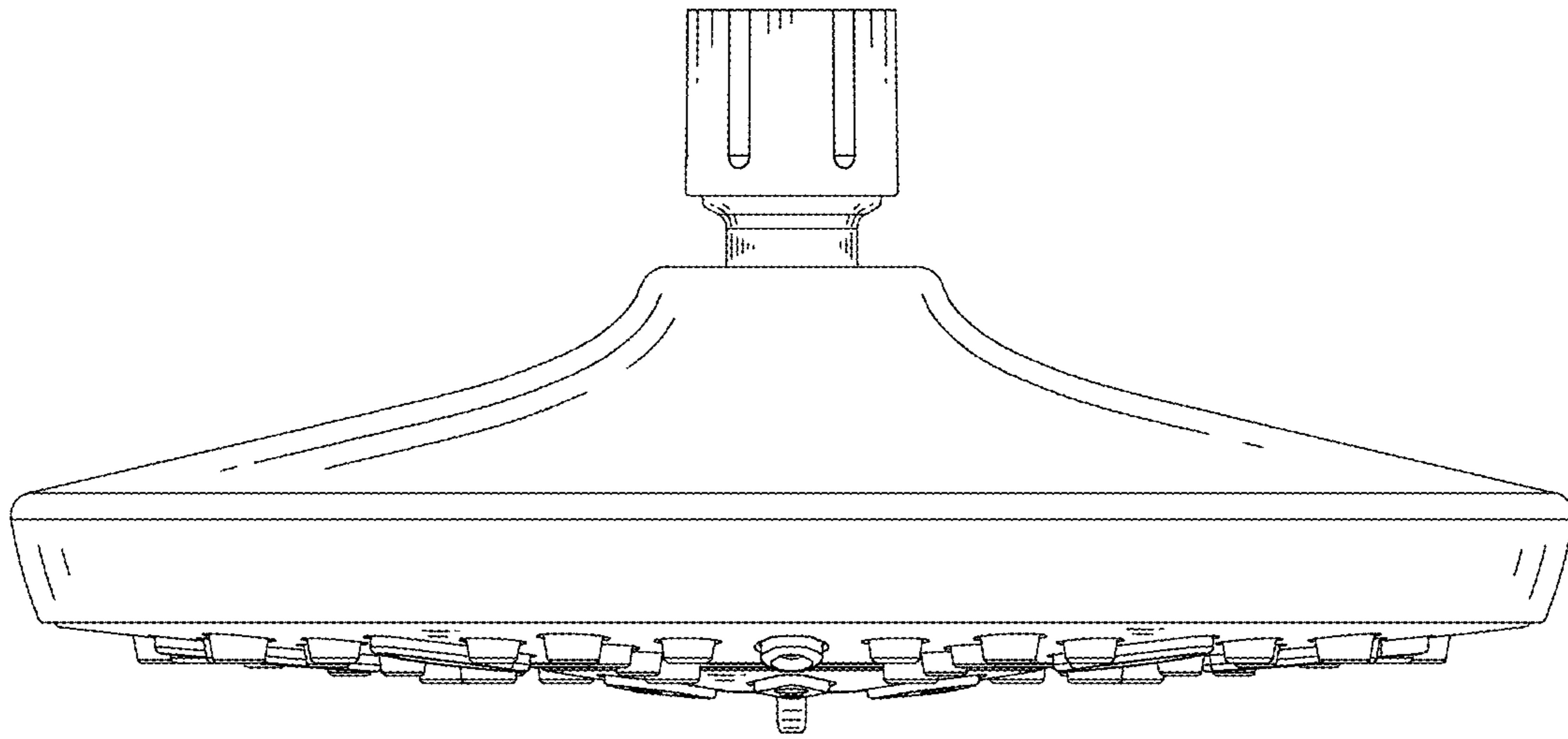


FIG. 6

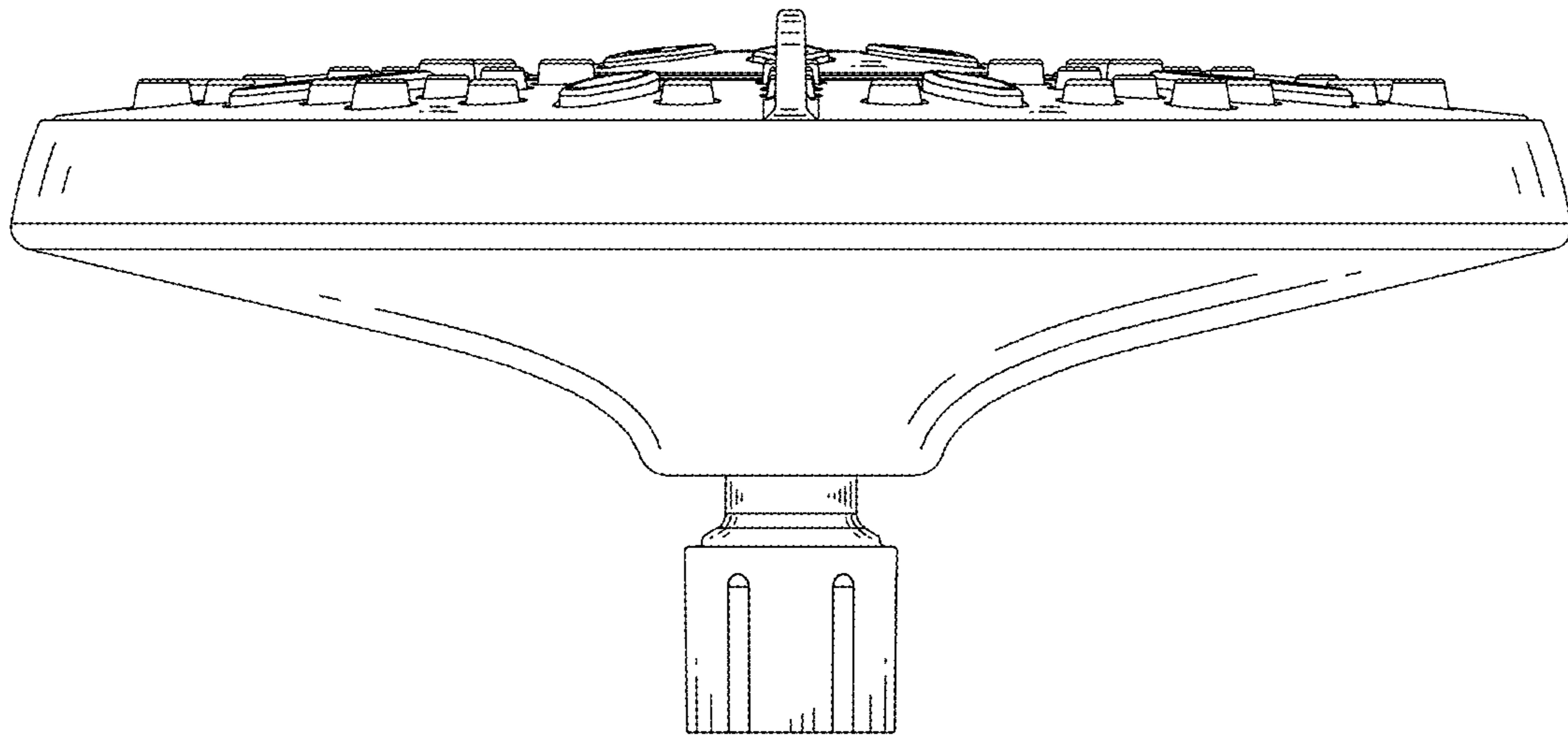


FIG. 7