



US00D901623S

(12) **United States Design Patent** (10) **Patent No.:** **US D901,623 S**  
**Jin et al.** (45) **Date of Patent:** **\*\* Nov. 10, 2020**

(54) **RINSER PITCHER**  
(71) Applicant: **Skip Hop, Inc.**, New York, NY (US)  
(72) Inventors: **Hui Jin**, New York, NY (US);  
**Benjamin Bearsch**, Brooklyn, NY (US)  
(73) Assignee: **SKIP HOP, INC.**, New York, NY (US)  
(\*\*) Term: **15 Years**  
(21) Appl. No.: **29/662,721**  
(22) Filed: **Sep. 7, 2018**  
(51) **LOC (12) Cl.** ..... **08-05**  
(52) **U.S. Cl.**  
USPC ..... **D23/212**  
(58) **Field of Classification Search**  
USPC ..... D28/4, 9, 10, 56-59, 62, 99; D21/597,  
D21/599; D23/212; D7/316-318, 301;  
D9/606  
CPC ..... A45D 29/00; A45D 29/18; A45D 1/08;  
A45D 2/18; A45D 2/20; A45D 2/125;  
A45D 2/127; A45D 40/30; A45D 44/02;  
A45D 44/12  
See application file for complete search history.

D807,965 S \* 1/2018 Lo ..... D21/401  
D816,332 S \* 5/2018 Kao ..... D3/271.2  
D862,614 S \* 10/2019 Ford ..... D21/599

**OTHER PUBLICATIONS**

Skidaddle by Skip Hop Bath Rinser, Aqua , reviewed on May 1, 2019 on walmart.com, retrieved on Mar. 10, 2020, retrieved from the Internet URL: <https://www.walmart.com/ip/Skidaddle-by-Skip-Hop-Bath-Rinser-Aqua/107069589>.\*

\* cited by examiner

*Primary Examiner* — Catherine S Posthauer

*Assistant Examiner* — Alison M Ofstun

(74) *Attorney, Agent, or Firm* — Stephen J. Weyer, Esq.;  
Stites & Harbison, PLLC

(57) **CLAIM**

The ornamental design for a rinser pitcher, as shown and described.

**DESCRIPTION**

FIG. 1 is a top, front, and left perspective view of a rinser pitcher showing our new design.

FIG. 2 is a left side elevational view of the rinser pitcher of FIG. 1, the opposite side being a mirror image thereof.

FIG. 3 is a bottom plan view of the rinser pitcher of FIG. 1.

FIG. 4 is a top plan view of the rinser pitcher of FIG. 1.

FIG. 5 is a front elevational view of the rinser pitcher of FIG. 1; and,

FIG. 6 is a rear elevational view of the rinser pitcher of FIG. 1.

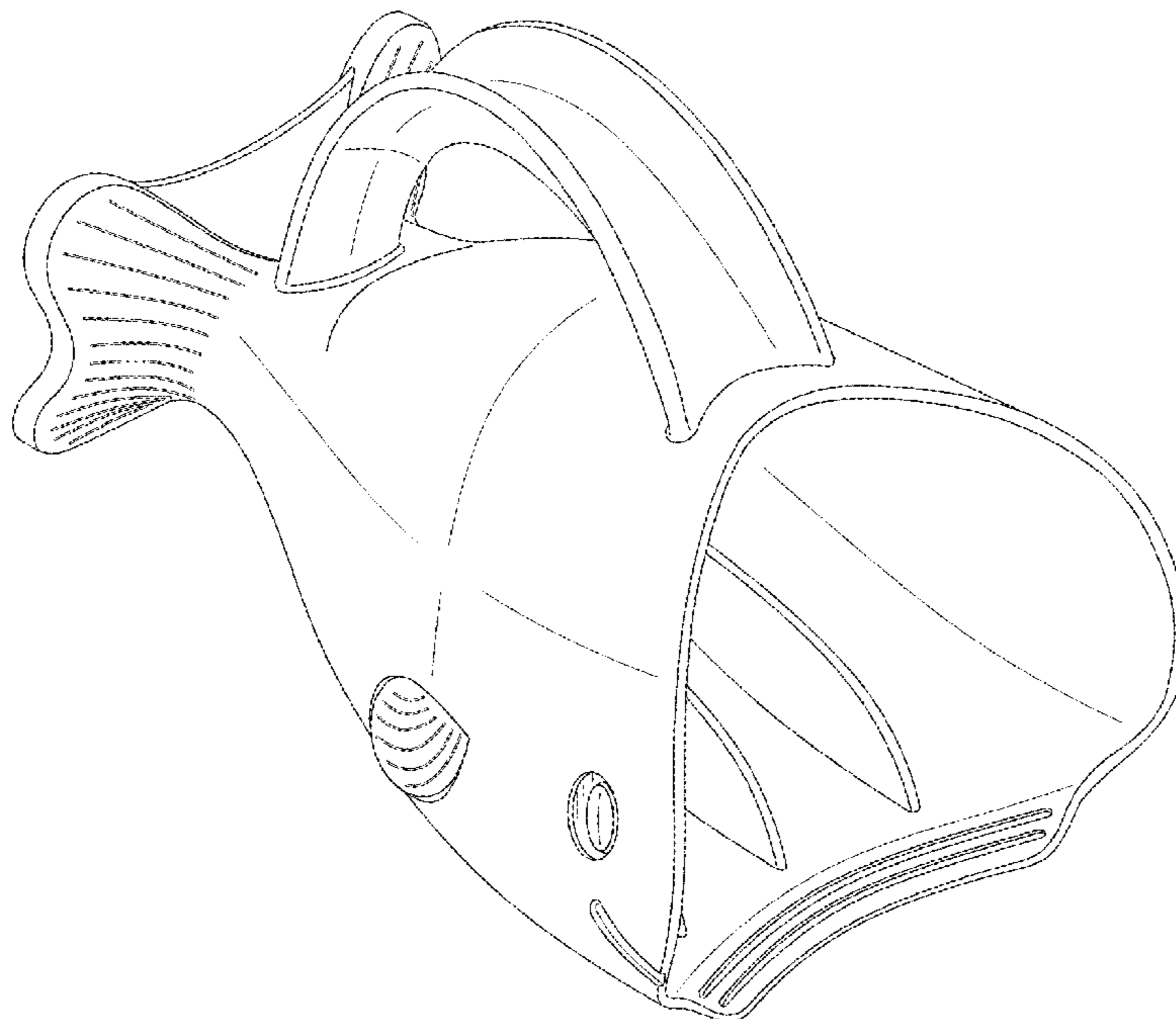
In the drawings, the broken lines represent portions of the article which form no part of the claimed design.

**1 Claim, 6 Drawing Sheets**

(56) **References Cited**

**U.S. PATENT DOCUMENTS**

D520,407 S \* 5/2006 Zhang ..... D11/158  
D612,455 S \* 3/2010 Henderson ..... D21/597  
D670,772 S \* 11/2012 Lo ..... D21/599  
D671,193 S \* 11/2012 Thibault ..... D23/212  
8,424,129 B2 \* 4/2013 Henderson ..... A47K 3/005  
4/661  
D727,463 S \* 4/2015 Hayes ..... D23/212  
9,538,823 B2 \* 1/2017 Hayes ..... A45D 19/00  
D793,148 S \* 8/2017 Beckman ..... D7/319



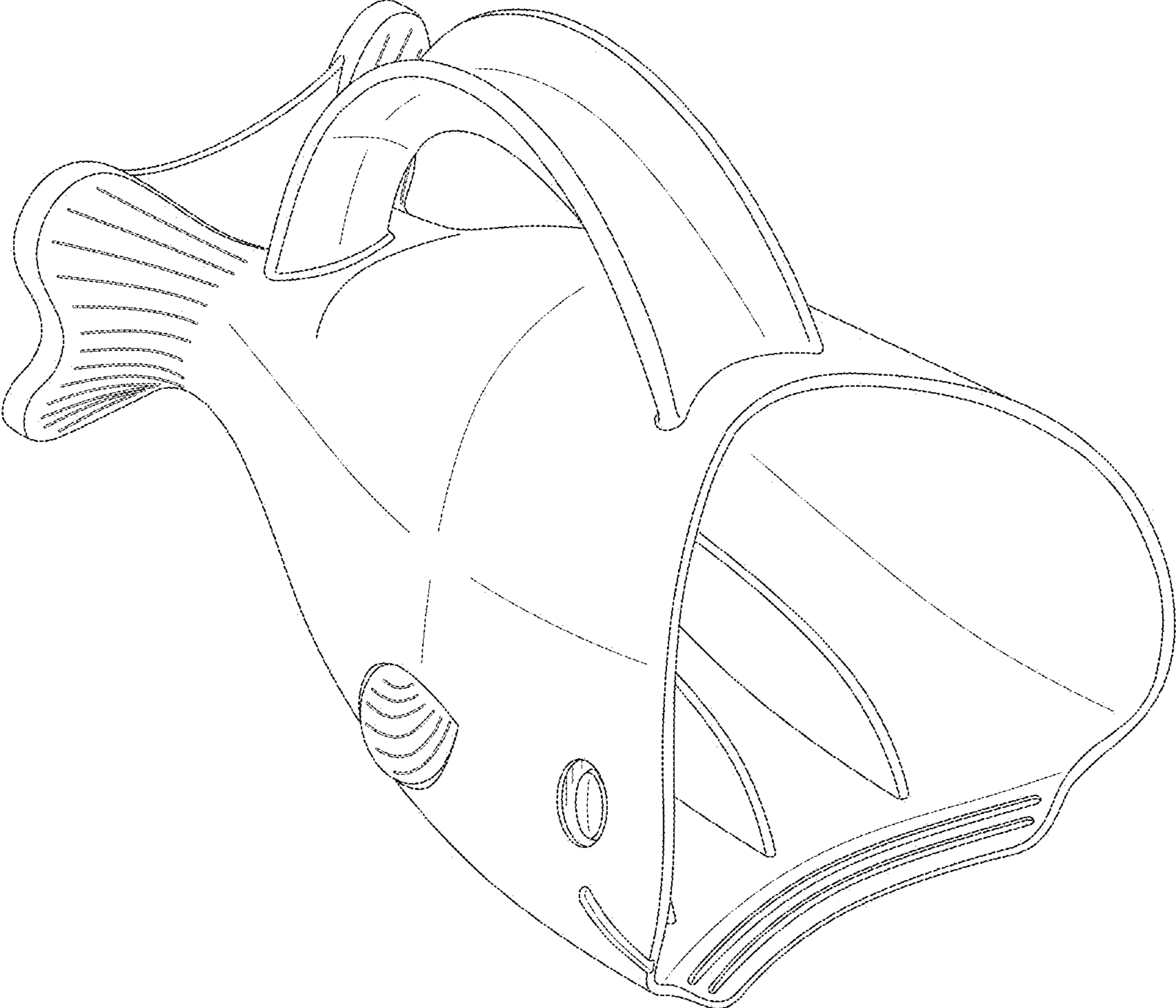


FIG. 1

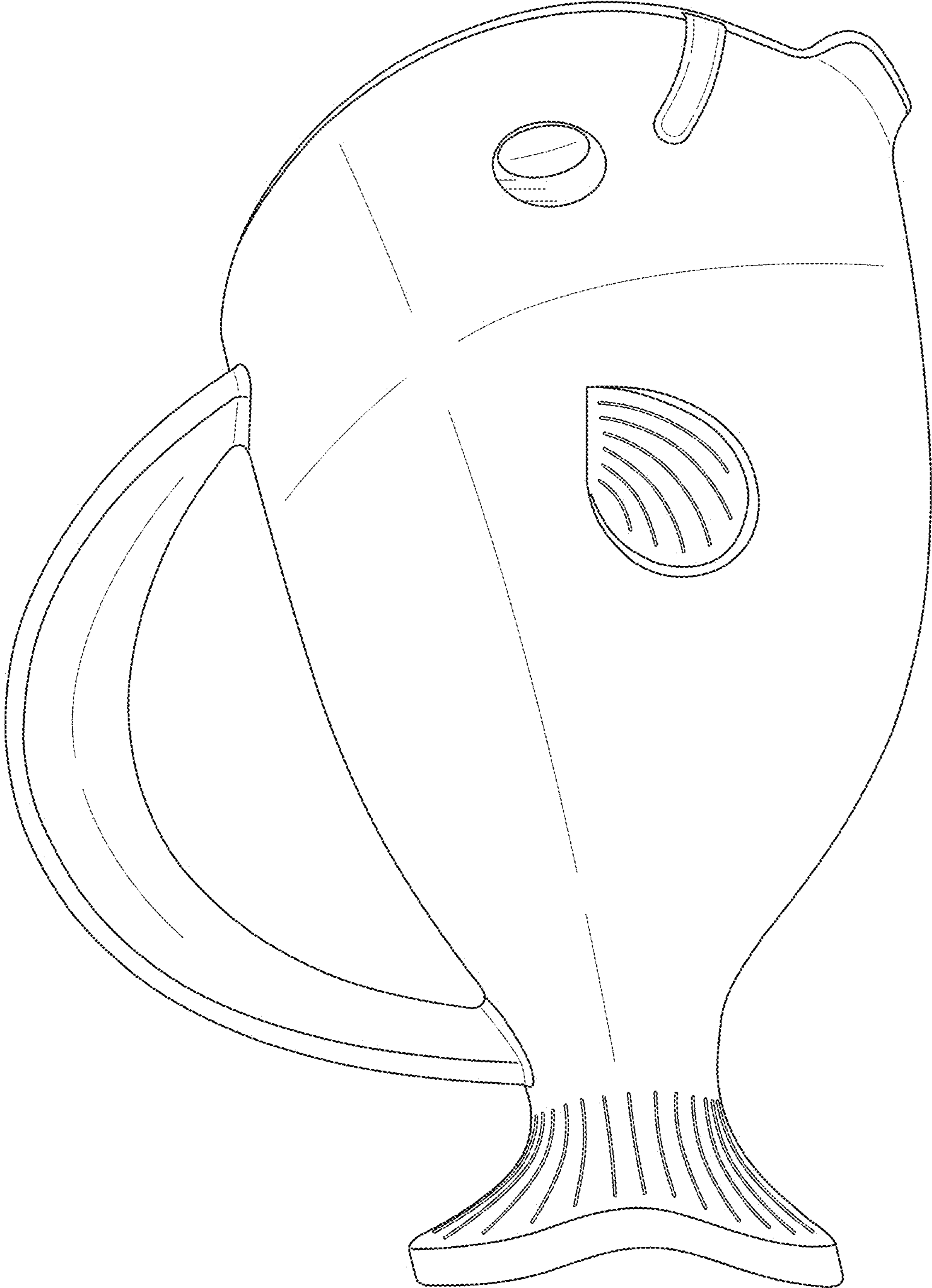


FIG. 2

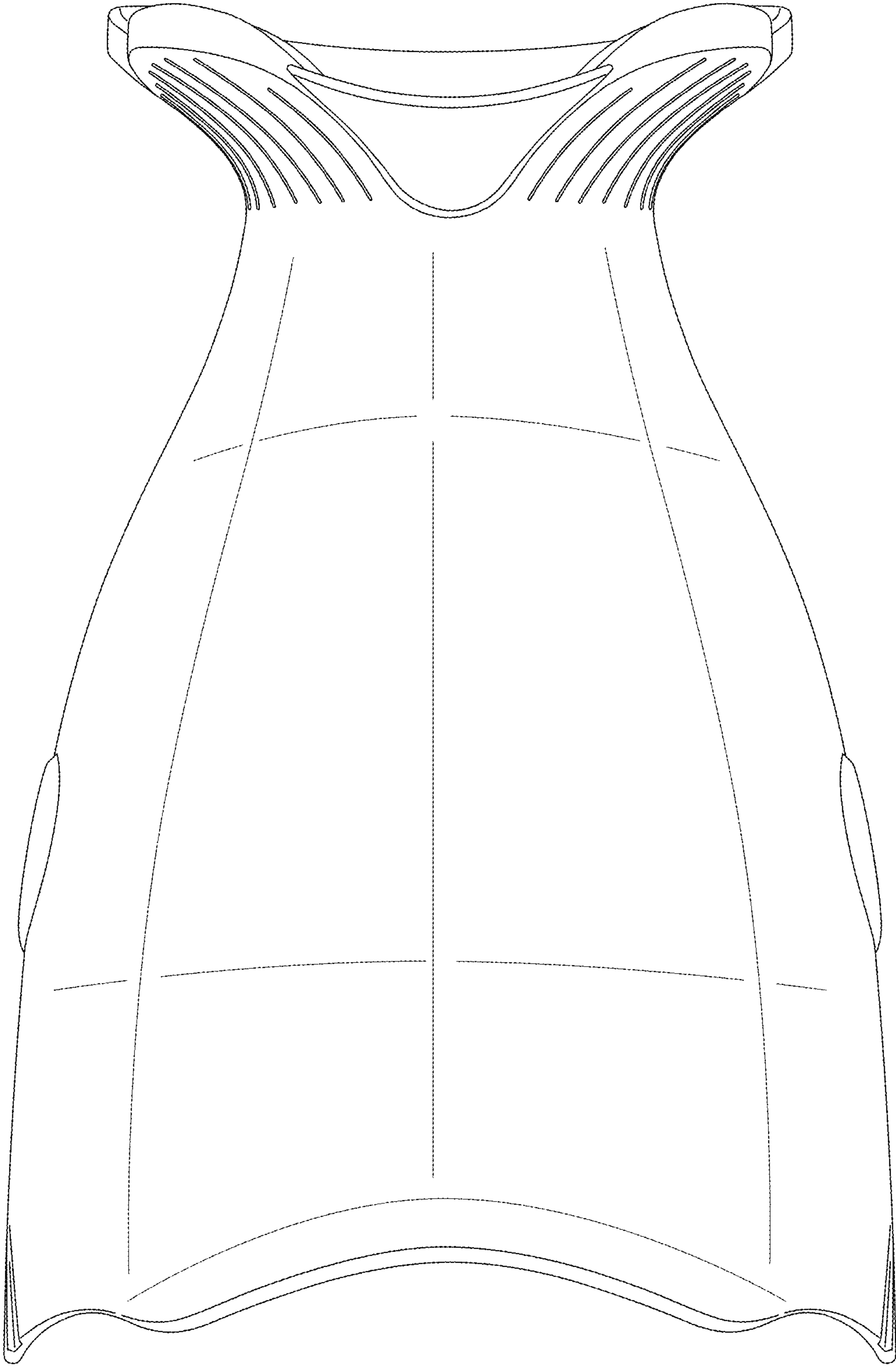


FIG. 3



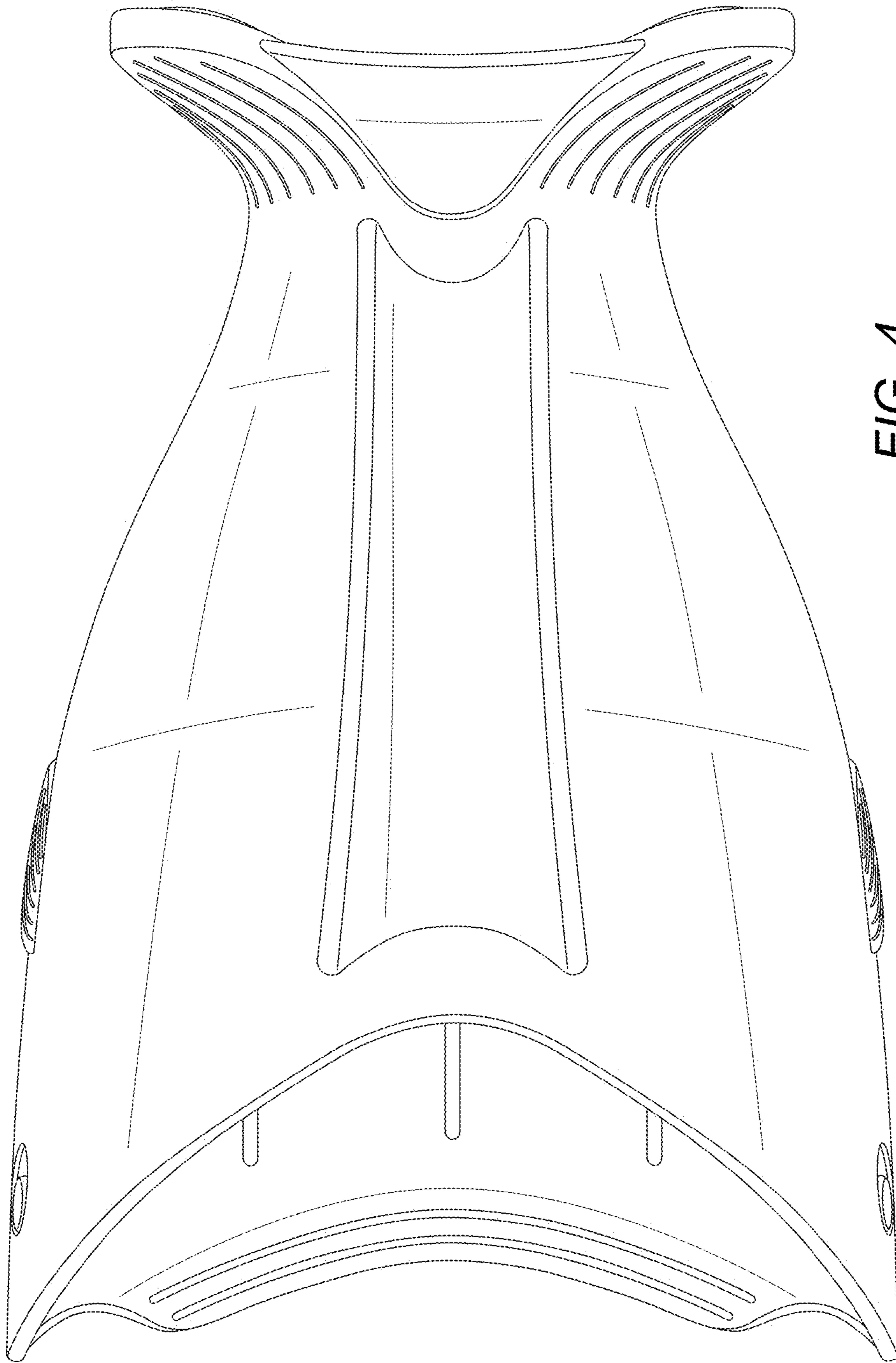


FIG. 4

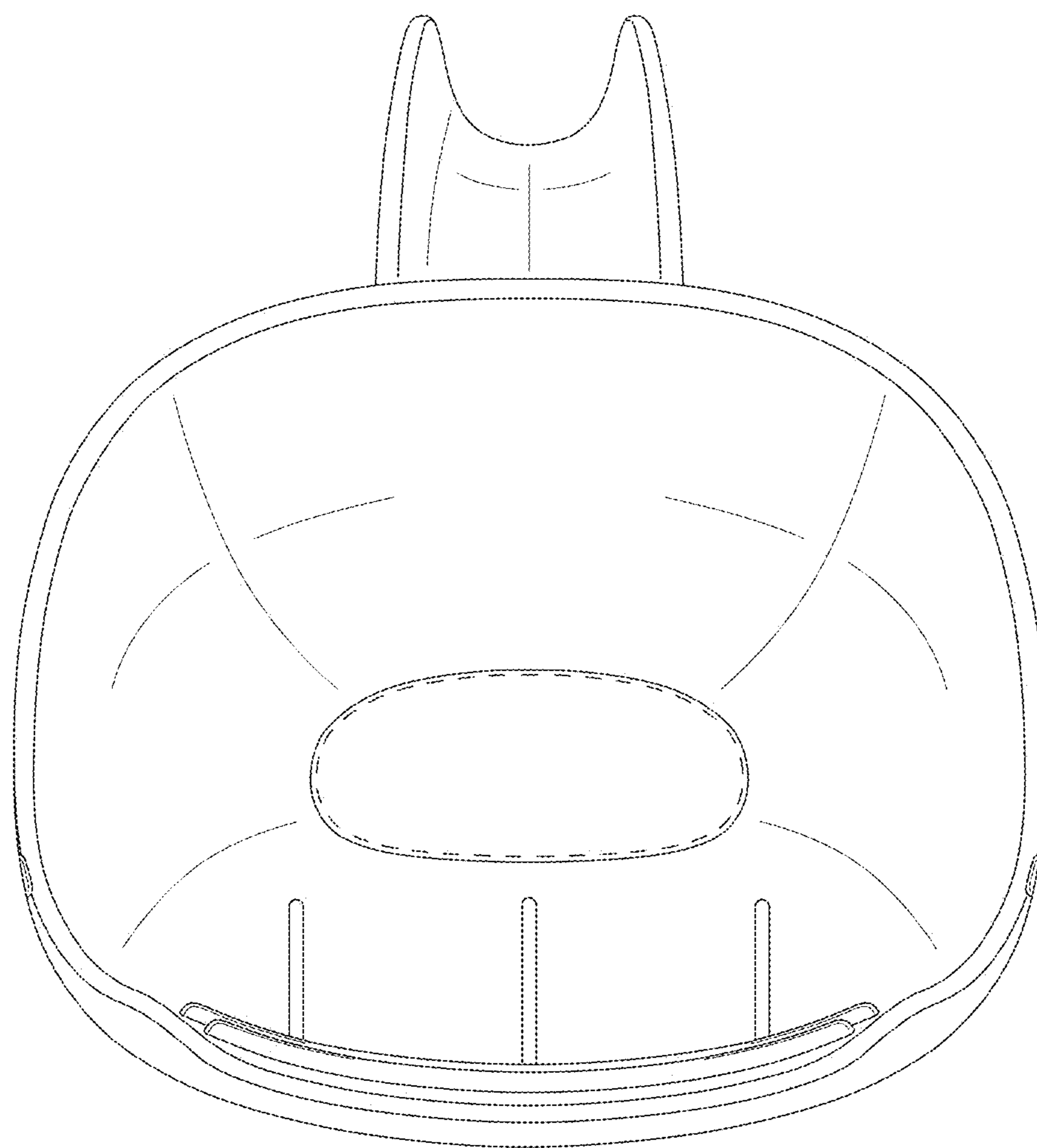


FIG. 5

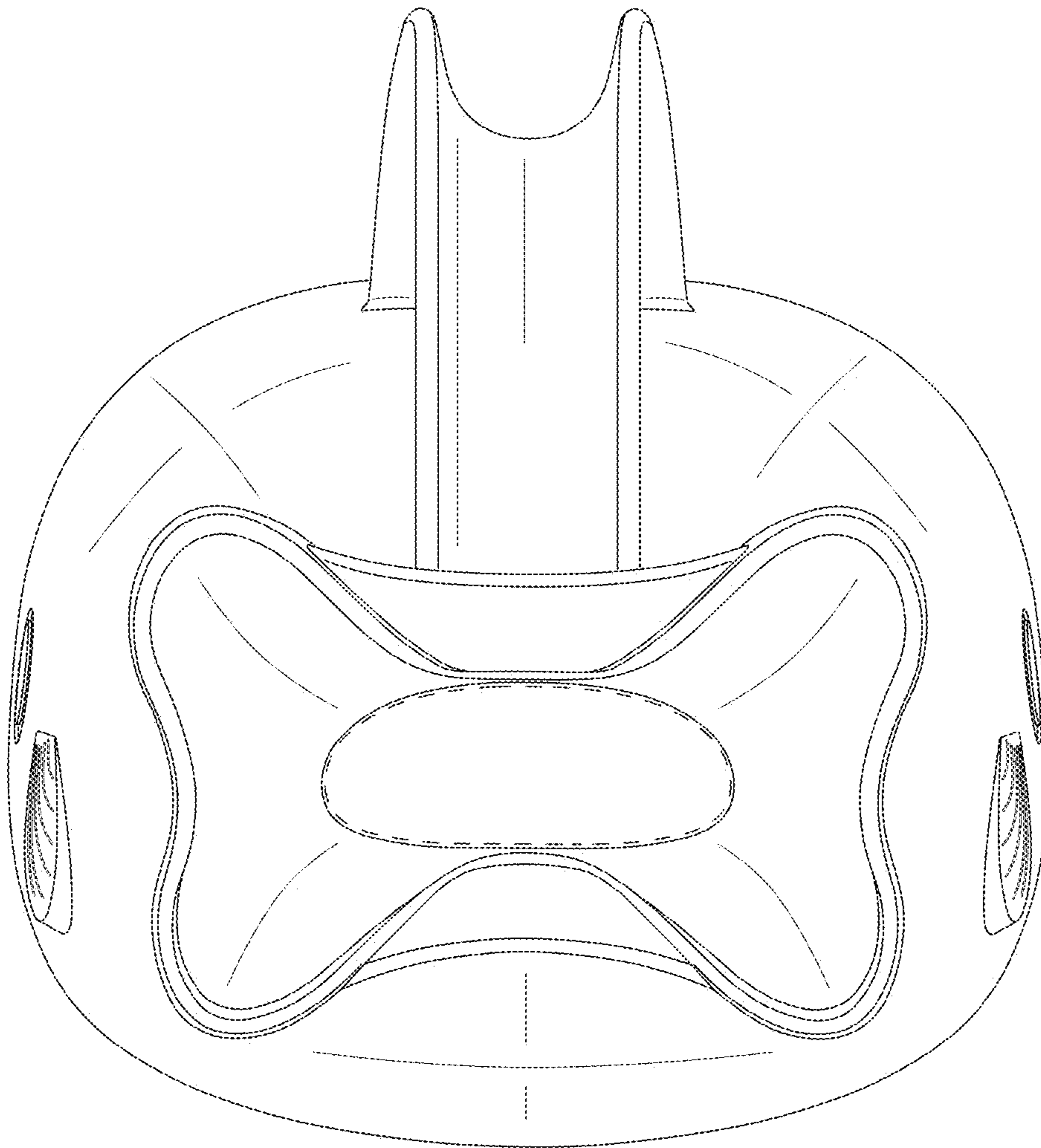


FIG. 6