



US00D901605S

(12) **United States Design Patent**
Kamiyama

(10) **Patent No.:** **US D901,605 S**
(45) **Date of Patent:** **** Nov. 10, 2020**

(54) **TOY RIDE**
(71) Applicant: **EPOCH COMPANY, LTD**, Tokyo (JP)
(72) Inventor: **Kei Kamiyama**, Tokyo (JP)
(73) Assignee: **EPOCH COMPANY LTD**, Tokyo (JP)
(**) Term: **15 Years**

4,493,669 A * 1/1985 Neuhierl A63H 18/025
446/103
D297,449 S * 8/1988 Vigil D6/335
D303,692 S * 9/1989 Jones D21/829
D379,777 S * 6/1997 Segan D21/829
D484,194 S * 12/2003 Daftari D21/483
D485,585 S * 6/2004 Lai-shan D21/405
D521,083 S * 5/2006 Lau D21/530
D783,735 S * 4/2017 Yano D21/530

(21) Appl. No.: **29/645,070**
(22) Filed: **Apr. 23, 2018**

(30) **Foreign Application Priority Data**

Oct. 24, 2017 (JP) 2017-023484

(51) **LOC (12) Cl.** **21-01**
(52) **U.S. Cl.**
USPC **D21/530**

(58) **Field of Classification Search**
USPC D21/519-522, 523-524, 528, 530, 532,
D21/586, 814, 816, 820, 827, 615, 611,
D21/582, 447, 405, 409; D6/707, 707.22,
D6/665; D23/272
CPC A47C 31/11; A47C 13/00; A47C 7/62;
A63H 33/3055; A63H 33/30; A63H
33/003; A63H 5/00; A63H 33/04; A47D
11/00

See application file for complete search history.

(56) **References Cited**

U.S. PATENT DOCUMENTS

1,188,627 A * 6/1916 Craw A63H 13/20
446/246
D234,788 S * 4/1975 SPengler D21/530
D244,709 S * 6/1977 Sano D34/33
D264,982 S * 6/1982 Jackson D21/830
D267,260 S * 12/1982 Nagode D21/530

OTHER PUBLICATIONS

Tineye image search, selfridges website image found Jun. 27, 2019,
site visited Dec. 8, 2019, <https://tineye.com/search/ab3e63f1bcb319739b9338934df6977cd0b544b5?page=1>.*

* cited by examiner

Primary Examiner — John R Yeh

(74) *Attorney, Agent, or Firm* — Fitzgerald IP Law; John
K Fitzgerald

(57) **CLAIM**

The ornamental design for a toy ride, as shown and
described.

DESCRIPTION

FIG. 1 is a perspective view of a toy ride showing my new
design;
FIG. 2 is a front view thereof;
FIG. 3 is a rear view thereof;
FIG. 4 is a top plan view thereof;
FIG. 5 is a bottom view thereof;
FIG. 6 is a left side view thereof; and,
FIG. 7 is a right side view thereof.

The broken lines shown are included for the purpose of
illustrating portions of the article which form no part of the
claimed design.

1 Claim, 7 Drawing Sheets




FIG. 1




FIG. 2




FIG. 3




FIG. 4

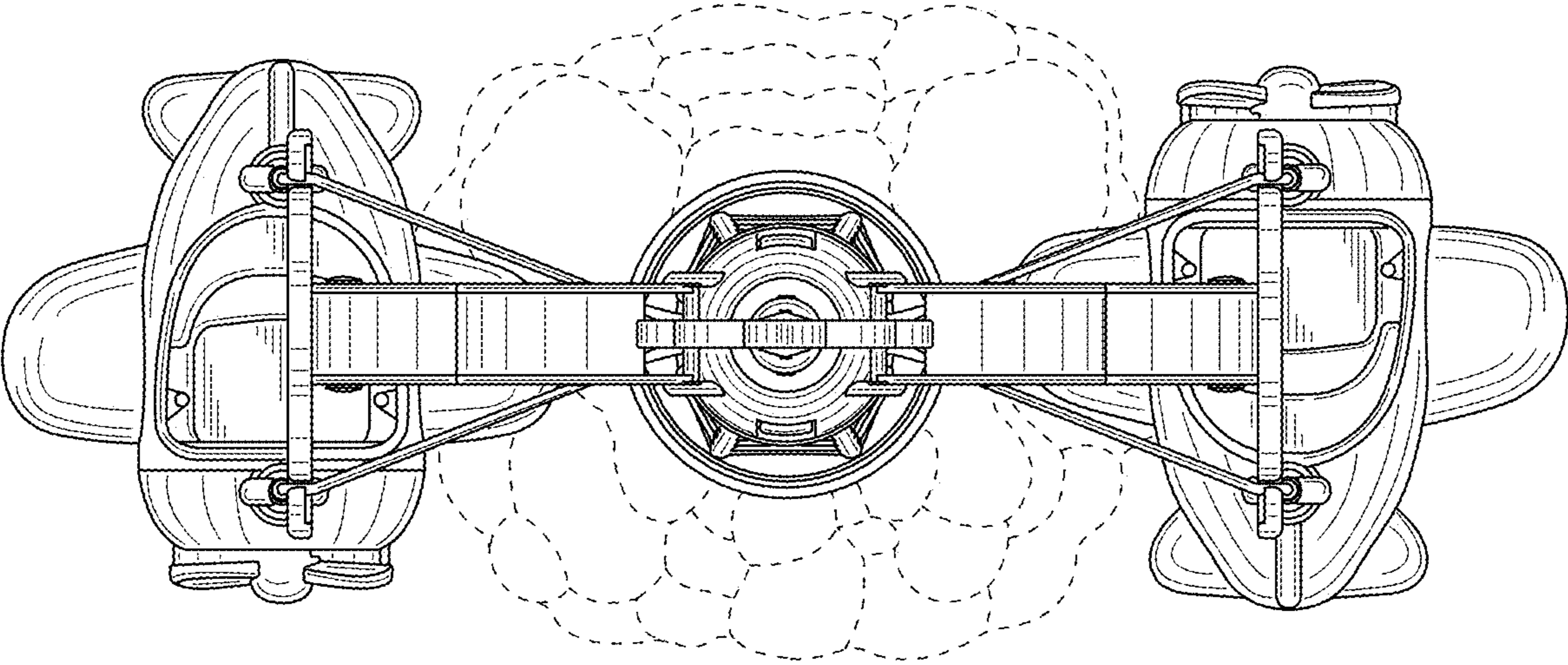


FIG. 5




FIG. 6

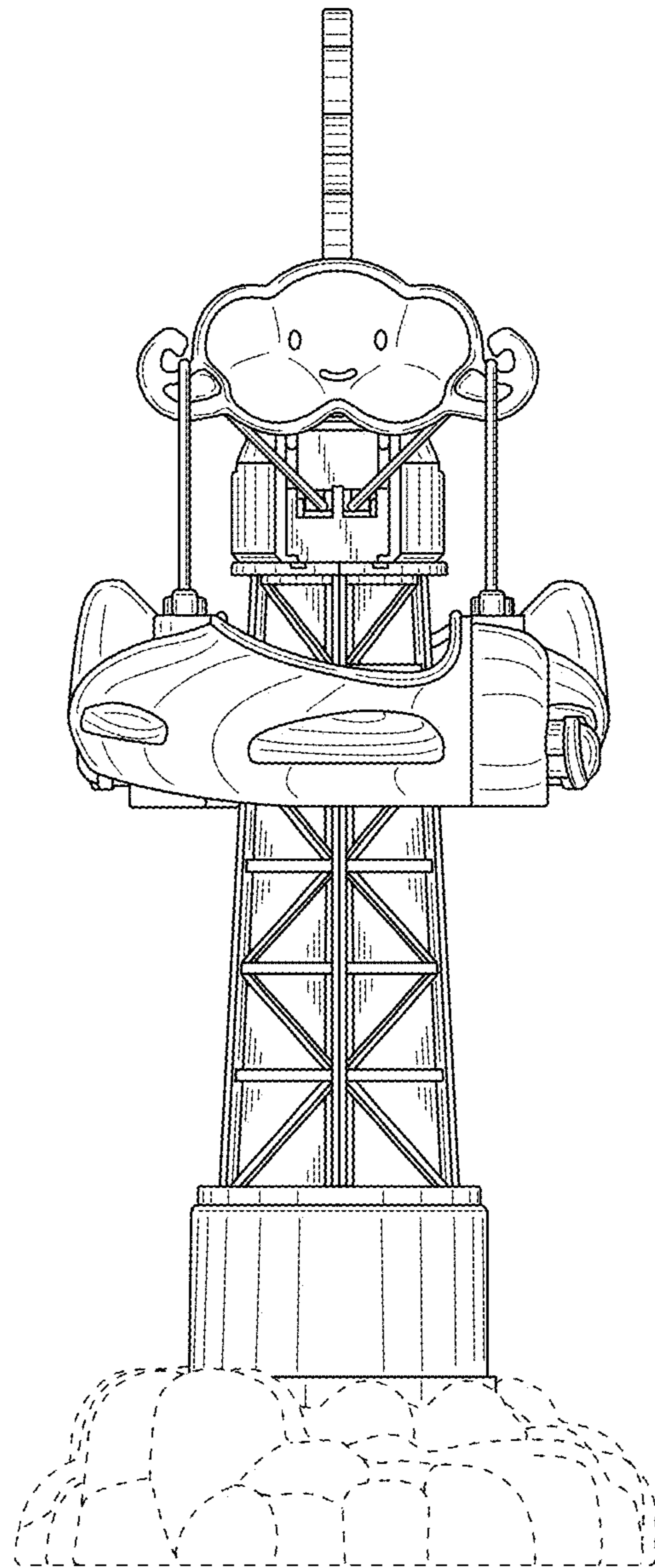


FIG. 7

