



US00D901592S

(12) **United States Design Patent** (10) **Patent No.:** **US D901,592 S**  
**Elmer** (45) **Date of Patent:** **\*\* Nov. 10, 2020**

(54) **VEHICLE-MOUNTED SIGN**  
(71) Applicant: **Steven W. Elmer**, Winter Park, FL (US)  
(72) Inventor: **Steven W. Elmer**, Winter Park, FL (US)  
(\*\*) Term: **15 Years**  
(21) Appl. No.: **29/677,006**  
(22) Filed: **Jan. 16, 2019**  
(51) **LOC (12) Cl.** ..... **20-03**  
(52) **U.S. Cl.**  
USPC ..... **D20/10**  
(58) **Field of Classification Search**  
USPC ..... D10/109.1, 109.2, 113.4; D11/165, 166, D11/181, 182; D20/10, 19, 21, 29, 37, D20/39, 40, 41, 42, 43, 99  
CPC ..... G09F 7/00; G09F 7/12; G09F 7/14; G09F 7/16; G09F 7/18; G09F 2007/122; G09F 2007/1804; G09F 2007/1834; G09F 2007/1886; G09F 9/00; G09F 13/00; G09F 13/02; G09F 13/04; G09F 13/0018; G09F 13/22; G09F 2003/1895; G09F 15/00; G09F 15/0037; G09F 15/02; G09F 15/025; G09F 17/00; G09F 2007/0075; G09F 23/00  
See application file for complete search history.

D368,934 S \* 4/1996 Elmer ..... D20/42  
D388,126 S \* 12/1997 Rath ..... D20/10  
D425,812 S \* 5/2000 Bodo ..... D10/113.4  
6,056,425 A \* 5/2000 Appelberg ..... B60Q 1/2611  
362/493  
D427,638 S \* 7/2000 Collins ..... D20/10  
D429,766 S \* 8/2000 Elmer ..... D20/10  
D496,966 S \* 10/2004 Ulrich ..... D20/42  
D518,107 S \* 3/2006 Nuzzo ..... D20/21  
D520,395 S \* 5/2006 Lazalier ..... D10/113.4  
D567,876 S \* 4/2008 Au ..... D20/10  
D568,941 S \* 5/2008 Elmer ..... D20/10  
D573,499 S \* 7/2008 King ..... D10/111  
D617,384 S \* 6/2010 Elmer ..... D20/10  
D648,806 S \* 11/2011 Wood ..... D20/22  
D654,540 S \* 2/2012 Zarelius ..... D20/43  
D655,348 S \* 3/2012 Cooper ..... D20/43  
D657,421 S \* 4/2012 Yan ..... D20/10

(Continued)

*Primary Examiner* — Mary Ann Calabrese  
*Assistant Examiner* — Catherine Ho  
(74) *Attorney, Agent, or Firm* — Allen Dyer Doppelt & Gilchrist, PA

(57) **CLAIM**

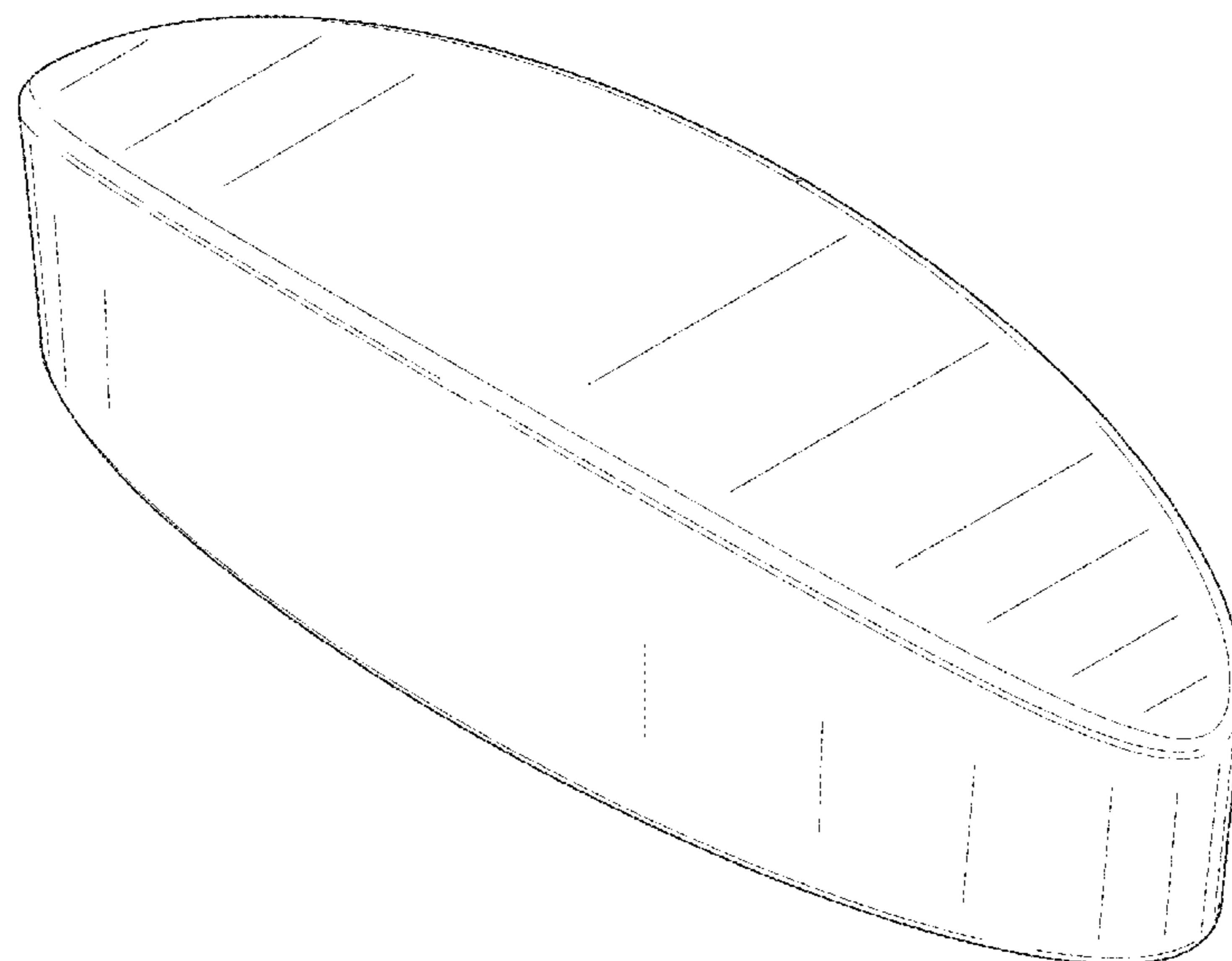
The ornamental design for a vehicle-mounted sign, as shown and described.

**DESCRIPTION**

FIG. 1 is a bottom, right, rear perspective view of a vehicle-mounted sign, showing my new design;  
FIG. 2 is a bottom, right, front perspective view thereof;  
FIG. 3 is a front view thereof;  
FIG. 4 is a rear view thereof;  
FIG. 5 is a top view thereof;  
FIG. 6 is a bottom view thereof;  
FIG. 7 is a right side view thereof; and,  
FIG. 8 is a left side view thereof.  
The broken line portion of the figure drawings is included to show portions of the article that form no part of the claimed design.

**1 Claim, 5 Drawing Sheets**

(56) **References Cited**  
U.S. PATENT DOCUMENTS  
D230,320 S \* 2/1974 Lowery ..... D19/65  
D256,419 S \* 8/1980 Hom ..... D19/67  
D290,620 S \* 6/1987 Elmer ..... D20/10  
4,787,163 A \* 11/1988 Berg ..... G09F 21/04  
40/464  
D327,333 S \* 6/1992 Elmer ..... D20/10  
D328,143 S \* 7/1992 Elmer ..... D20/10  
D359,515 S \* 6/1995 Kinart ..... D20/42



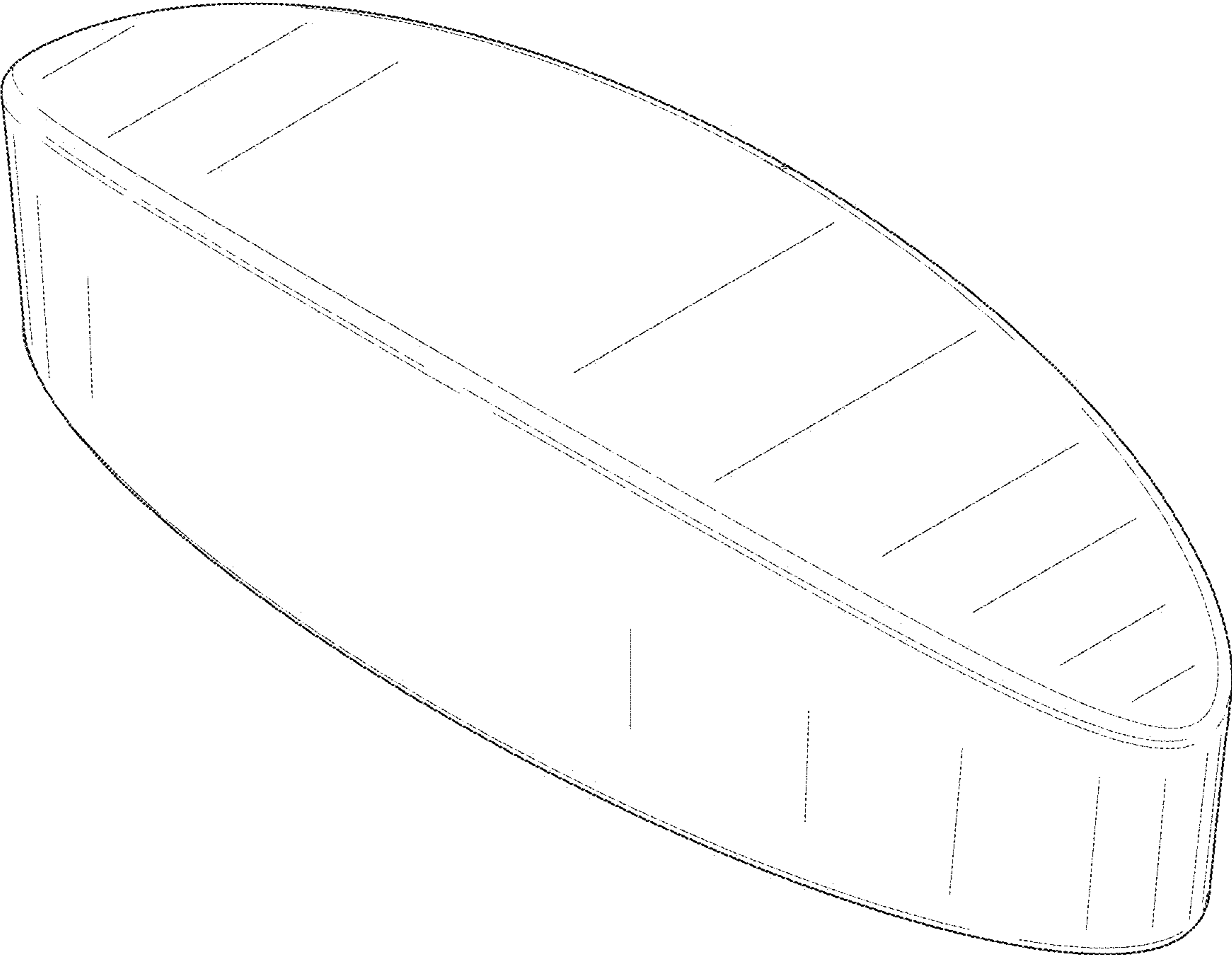
(56)

**References Cited**

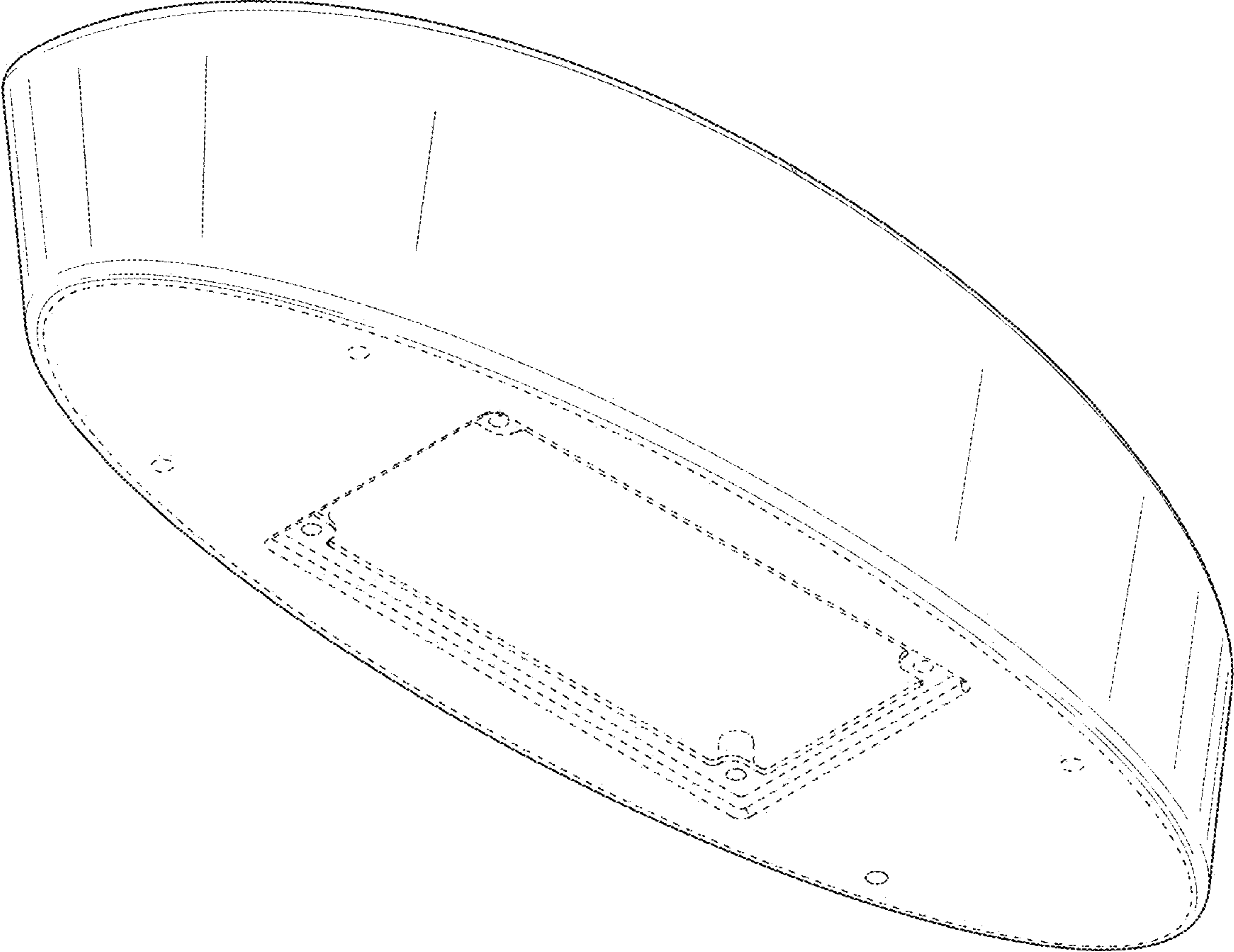
U.S. PATENT DOCUMENTS

D657,422 S \* 4/2012 Yan ..... D20/10  
RE44,480 E \* 9/2013 Elmer ..... G09F 21/04  
248/206.5  
D695,834 S \* 12/2013 Glass ..... D20/10  
2015/0101222 A1\* 4/2015 Hochfelsen ..... G09F 7/002  
40/541

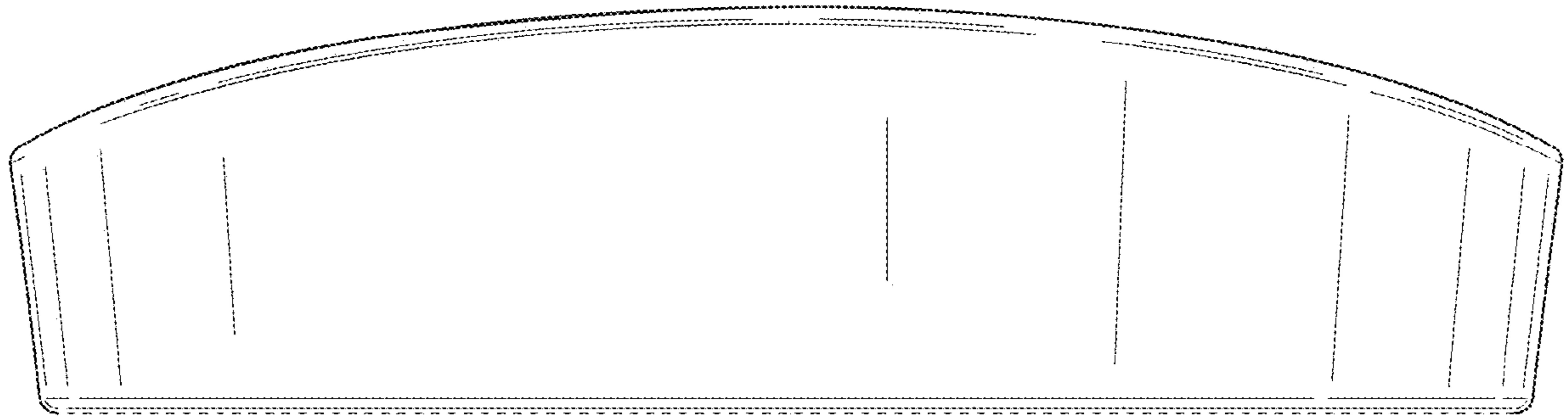
\* cited by examiner



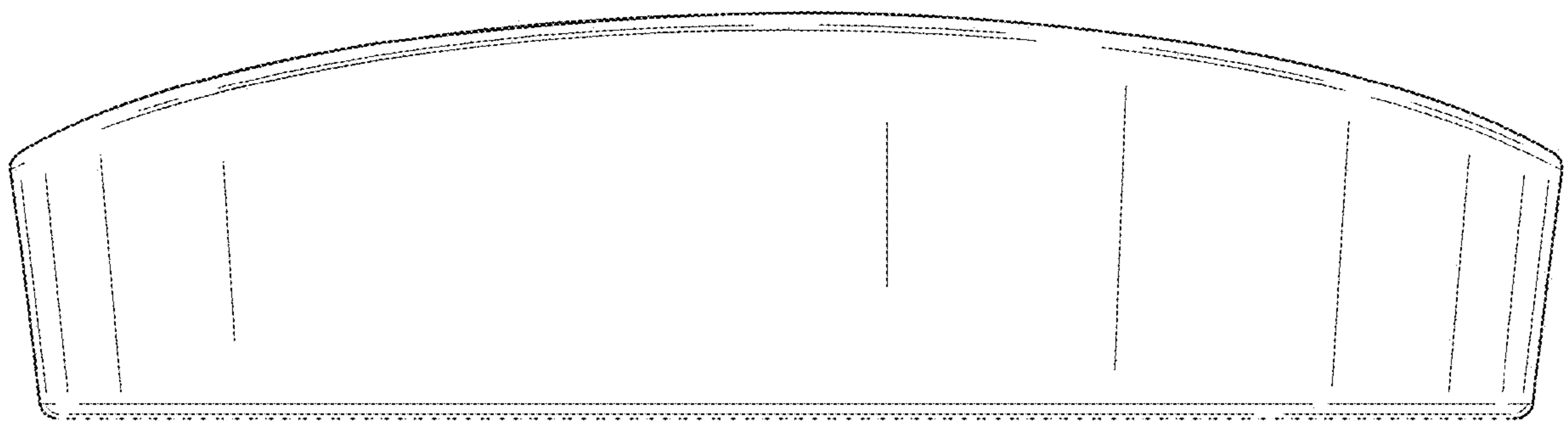
**FIG. 1**



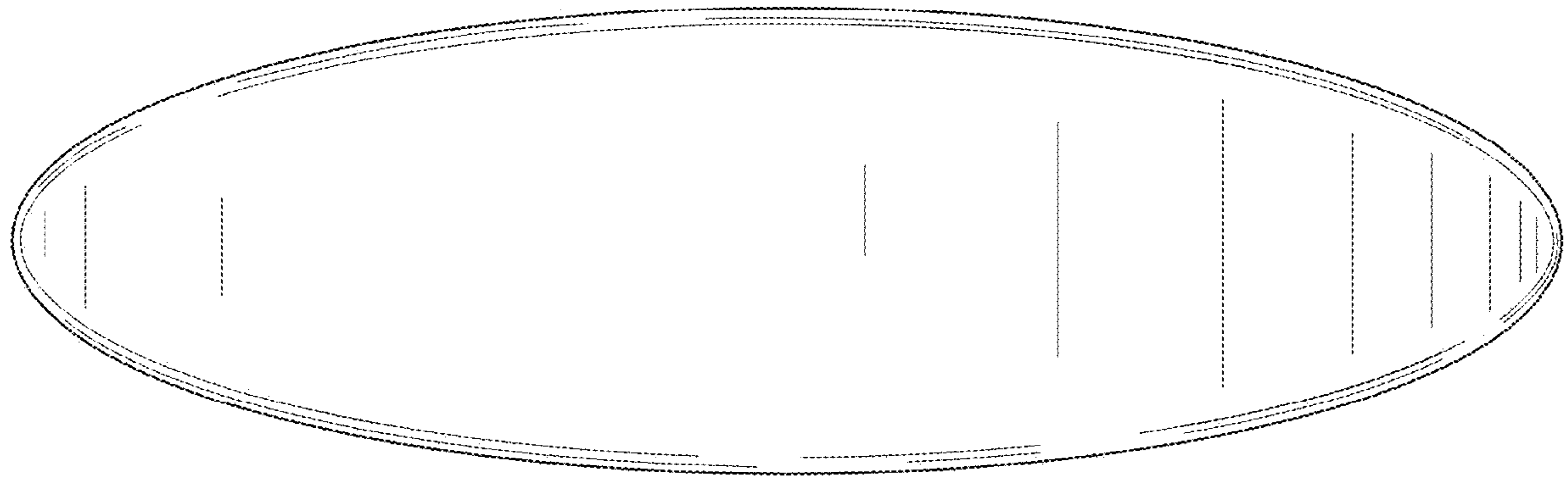
**FIG. 2**




**FIG. 3**



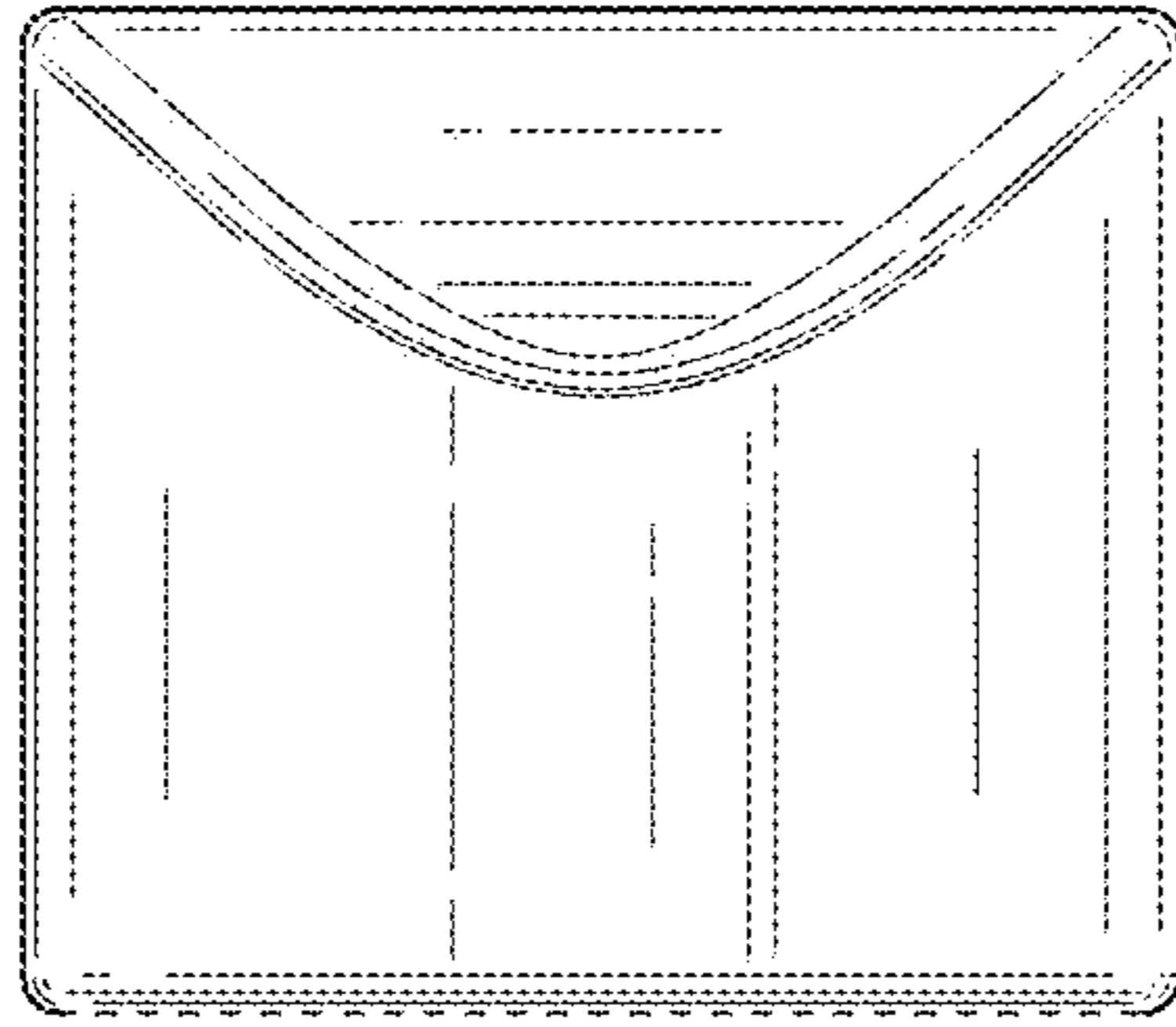
**FIG. 4**



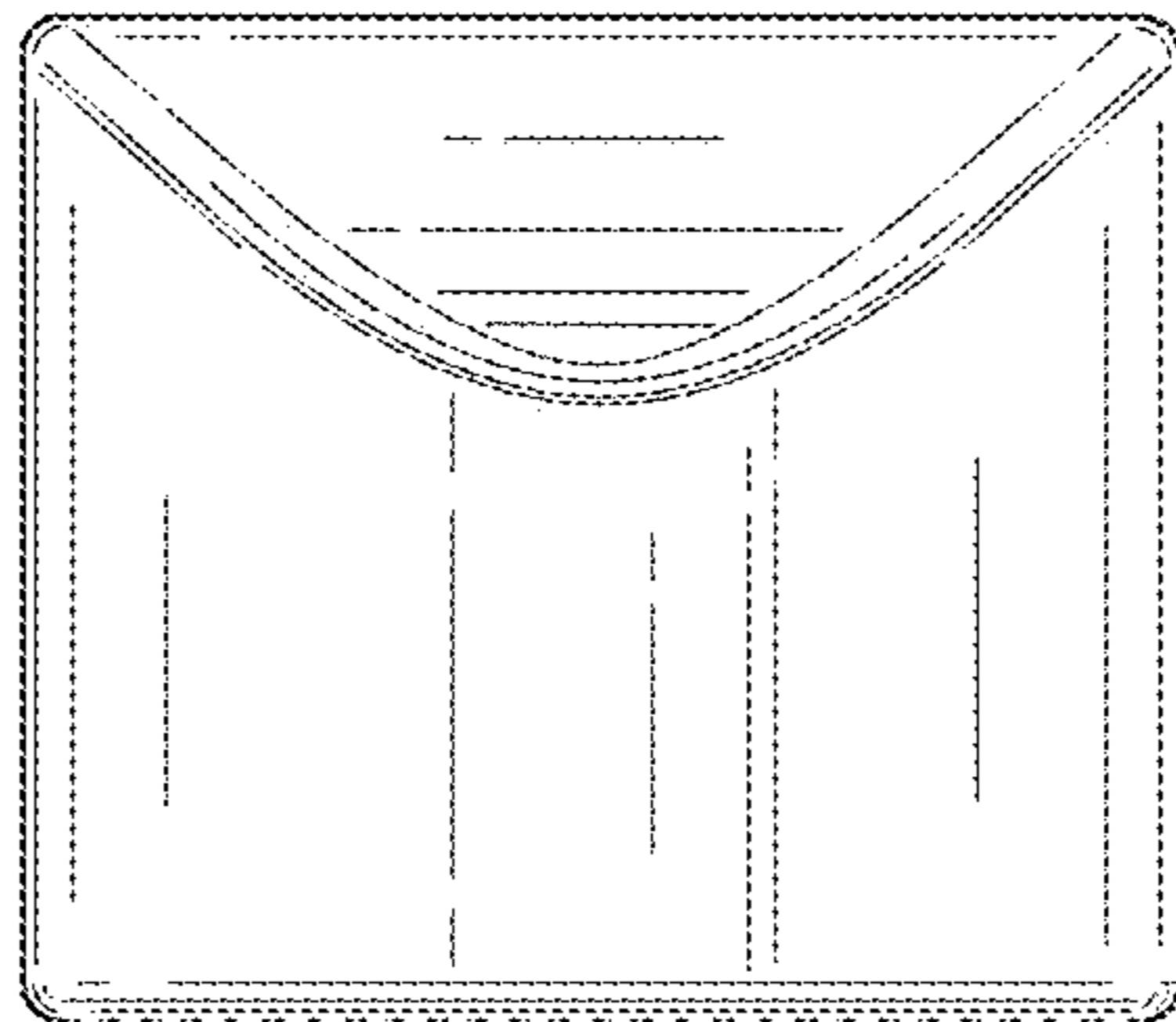
**FIG. 5**



**FIG. 6**



**FIG. 7**



**FIG. 8**