

US00D901588S

(12) **United States Design Patent** (10) **Patent No.:** **US D901,588 S**
Elmer (45) **Date of Patent:** **** Nov. 10, 2020**

(54) **VEHICLE-MOUNTED SIGN**
(71) Applicant: **Steven W. Elmer**, Winter Park, FL (US)
(72) Inventor: **Steven W. Elmer**, Winter Park, FL (US)
(**) Term: **15 Years**
(21) Appl. No.: **29/676,940**
(22) Filed: **Jan. 16, 2019**
(51) **LOC (12) Cl.** **20-03**
(52) **U.S. Cl.**
USPC **D20/10**
(58) **Field of Classification Search**
USPC D10/109.1, 109.2, 113.4; D11/165, 166, D11/181, 182; D20/10, 19, 21, 29, 37, D20/39, 40, 41, 42, 43, 99; D1/100, 101, D1/127; D6/601; D24/101
CPC G09F 7/00; G09F 7/12; G09F 7/14; G09F 7/16; G09F 7/18; G09F 2007/122; G09F 2007/1804; G09F 2007/1834; G09F 2007/1886; G09F 9/00; G09F 13/00; G09F 13/02; G09F 13/04; G09F 13/0018; G09F 13/22; G09F 2003/1895; G09F 15/00; G09F 15/0037; G09F 15/02; G09F 15/025; G09F 17/00; G09F 2007/0075; G09F 23/00
See application file for complete search history.

(56) **References Cited**
U.S. PATENT DOCUMENTS
D22,882 S * 11/1893 Roes D1/129
D223,759 S * 6/1972 File D24/101
D230,320 S * 2/1974 Lowery D19/65
D256,419 S * 8/1980 Hom D19/67
D290,620 S * 6/1987 Elmer D20/10
4,787,163 A * 11/1988 Berg G09F 21/04
40/464

D326,658 S * 6/1992 Ruiz-Ramirez D14/249
D327,333 S * 6/1992 Elmer D20/10
D328,143 S * 7/1992 Elmer D20/10
D359,515 S * 6/1995 Kinart D20/42
D368,934 S * 4/1996 Elmer D20/42
D388,126 S * 12/1997 Rath D20/10
5,881,407 A * 3/1999 Chu Pt A61G 5/1043
297/452.41
D425,812 S * 5/2000 Bodo D10/113.4
6,056,425 A * 5/2000 Appelberg B60Q 1/2611
362/493
D427,638 S * 7/2000 Collins D20/10
D429,766 S * 8/2000 Elmer D20/10
D478,513 S * 8/2003 Canamasas Puigbo D9/529
D485,421 S * 1/2004 Norton D1/127
D496,966 S * 10/2004 Ulrich D20/42
6,807,284 B2 * 10/2004 Nakamura H04R 1/021
181/148

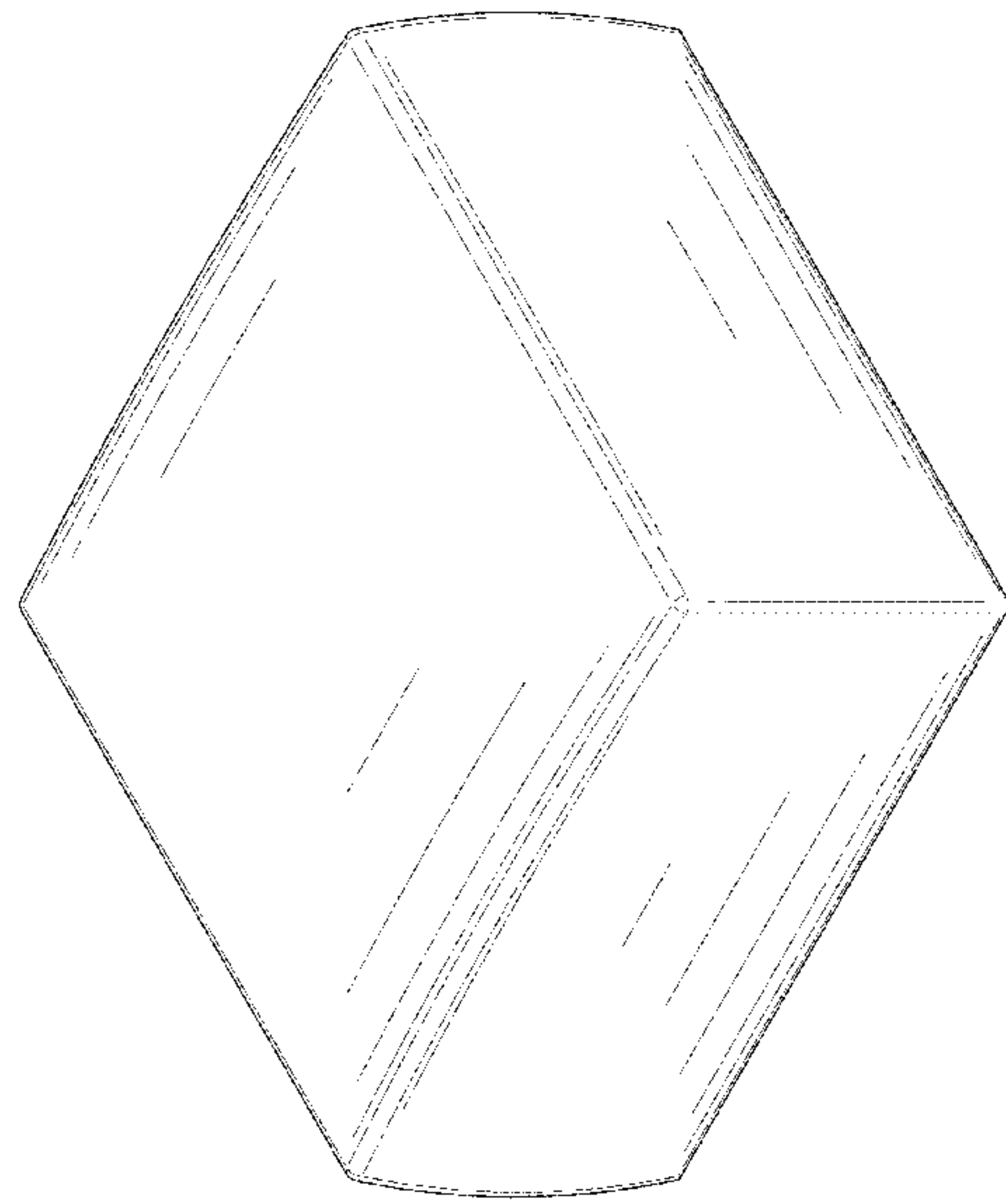
(Continued)

Primary Examiner — Mary Ann Calabrese
Assistant Examiner — Catherine Ho
(74) *Attorney, Agent, or Firm* — Allen Dyer Doppelt & Gilchrist, PA

(57) **CLAIM**
The ornamental design for a vehicle-mounted sign, as shown and described.

DESCRIPTION
FIG. 1 is a top, left, front perspective view of a vehicle-mounted sign, showing my new design;
FIG. 2 is a bottom, right, rear perspective view thereof;
FIG. 3 is a top view thereof;
FIG. 4 is a bottom view thereof;
FIG. 5 is a front view thereof;
FIG. 6 is a rear view thereof;
FIG. 7 is a left side view thereof; and,
FIG. 8 is a right side view thereof.
The broken line portion of the figure drawings is included to show portions of the article that form no part of the claimed design.

1 Claim, 8 Drawing Sheets



(56)

References Cited

U.S. PATENT DOCUMENTS

D518,107 S * 3/2006 Nuzzo D20/21
 D520,395 S * 5/2006 Lazalier D10/113.4
 D524,478 S * 7/2006 McLeish D28/8.1
 D546,106 S * 7/2007 Haile D6/601
 D552,633 S * 10/2007 Volkan D11/157
 D567,876 S * 4/2008 Au D20/10
 D568,941 S * 5/2008 Elmer D20/10
 D573,499 S * 7/2008 King D10/111
 7,556,487 B2 * 7/2009 Acar A23G 4/20
 425/133.1
 D617,384 S * 6/2010 Elmer D20/10
 D648,806 S * 11/2011 Wood D20/22
 D654,540 S * 2/2012 Zarelius D20/43
 D655,348 S * 3/2012 Cooper D20/43
 D657,421 S * 4/2012 Yan D20/10
 D657,422 S * 4/2012 Yan D20/10
 RE44,480 E * 9/2013 Elmer G09F 21/04
 248/206.5
 D695,834 S * 12/2013 Glass D20/10
 D740,407 S * 10/2015 Kassouni D24/101
 D837,967 S * 1/2019 Cannamela D24/101
 D841,236 S * 2/2019 Zuckerman D28/8.1
 D846,830 S * 4/2019 Kamakura D1/127
 D862,836 S * 10/2019 Bauer D1/127
 2002/0108179 A1 * 8/2002 Kiser A47C 27/085
 5/654
 2007/0160713 A1 * 7/2007 Walter A21D 13/24
 426/73
 2007/0231426 A1 * 10/2007 Acar A23G 4/20
 426/5
 2012/0167902 A1 * 7/2012 Macko A24B 13/00
 131/112
 2015/0101222 A1 * 4/2015 Hochfelsen G09F 7/002
 40/541

* cited by examiner

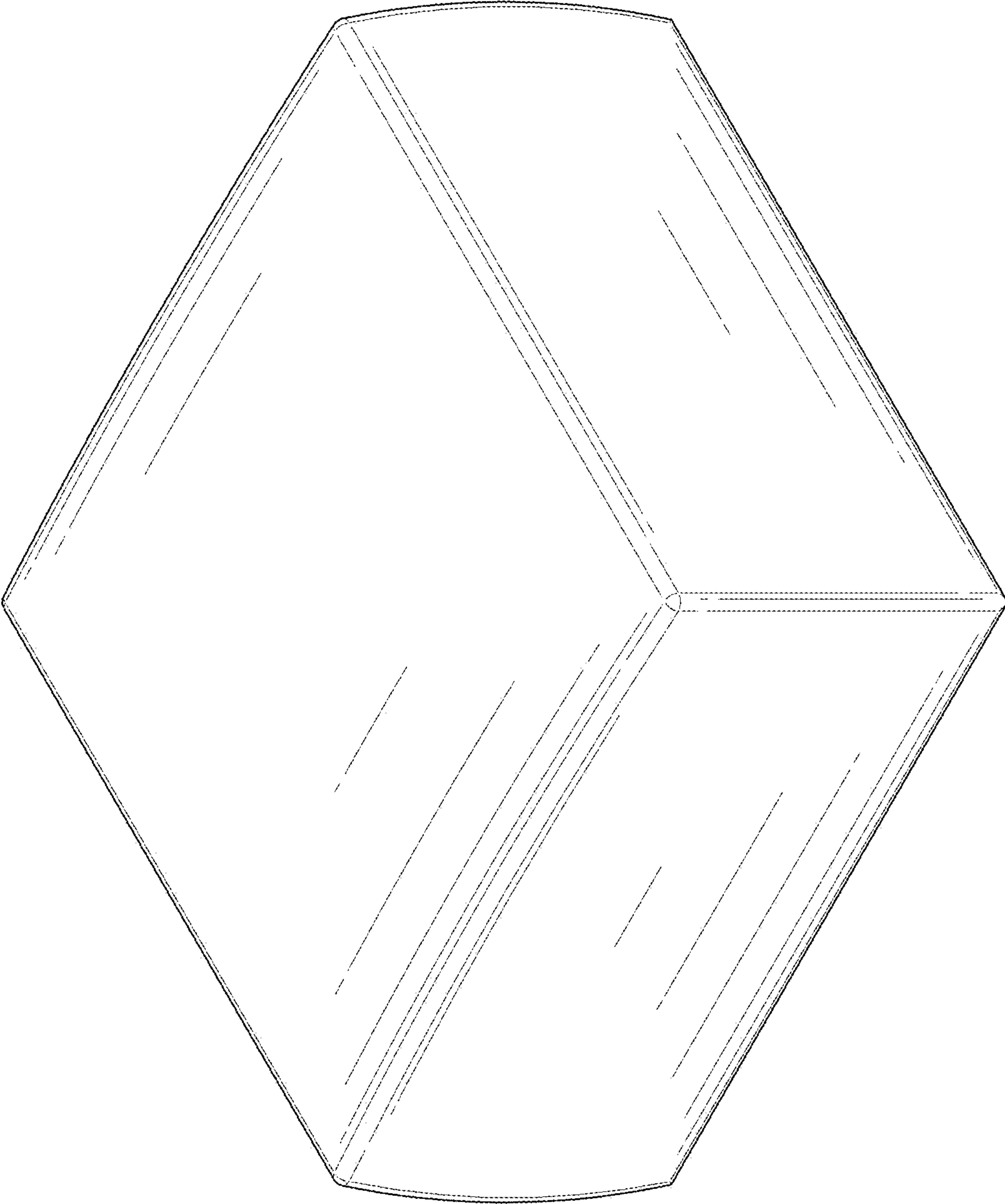


FIG. 1

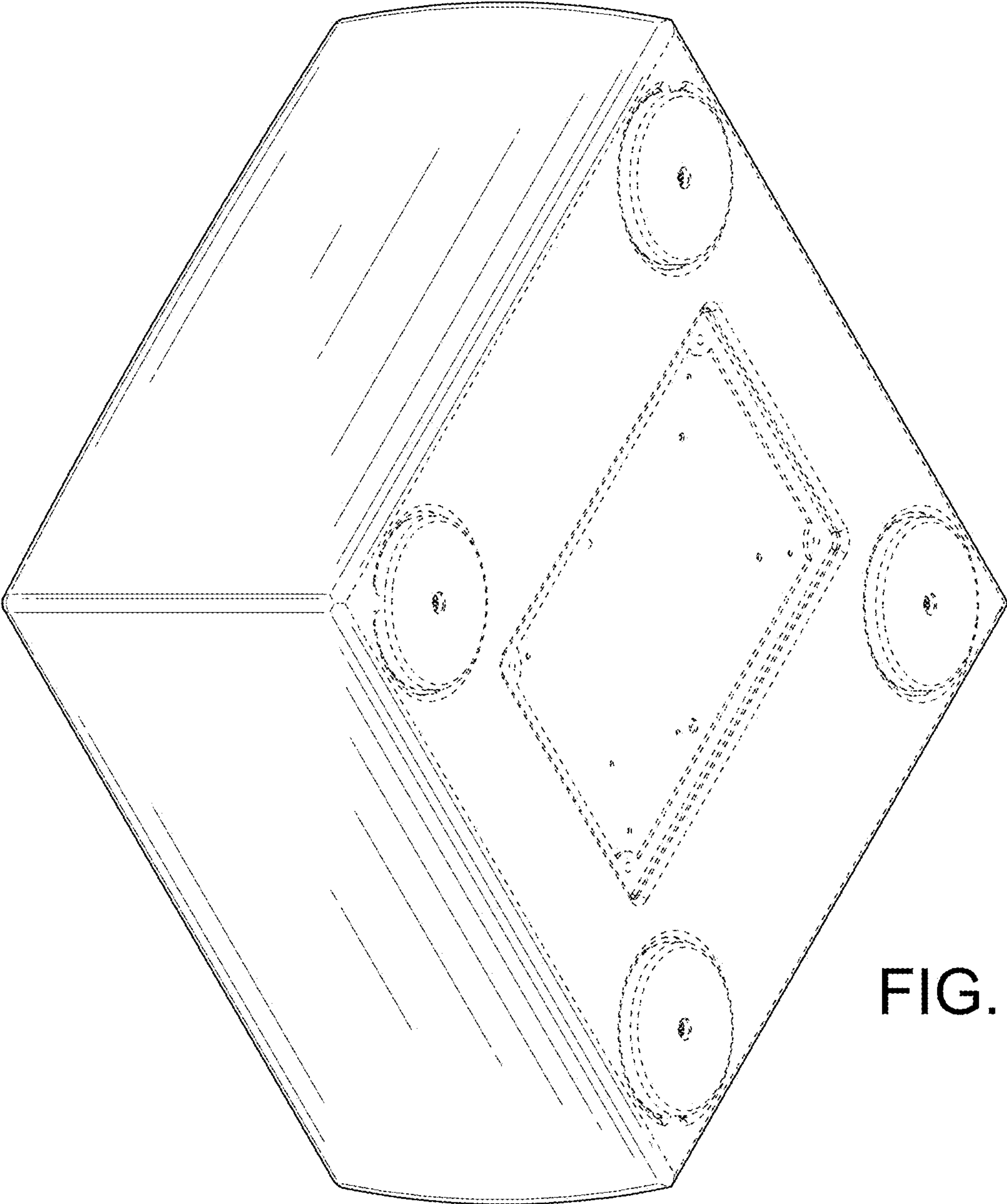


FIG. 2




FIG. 3

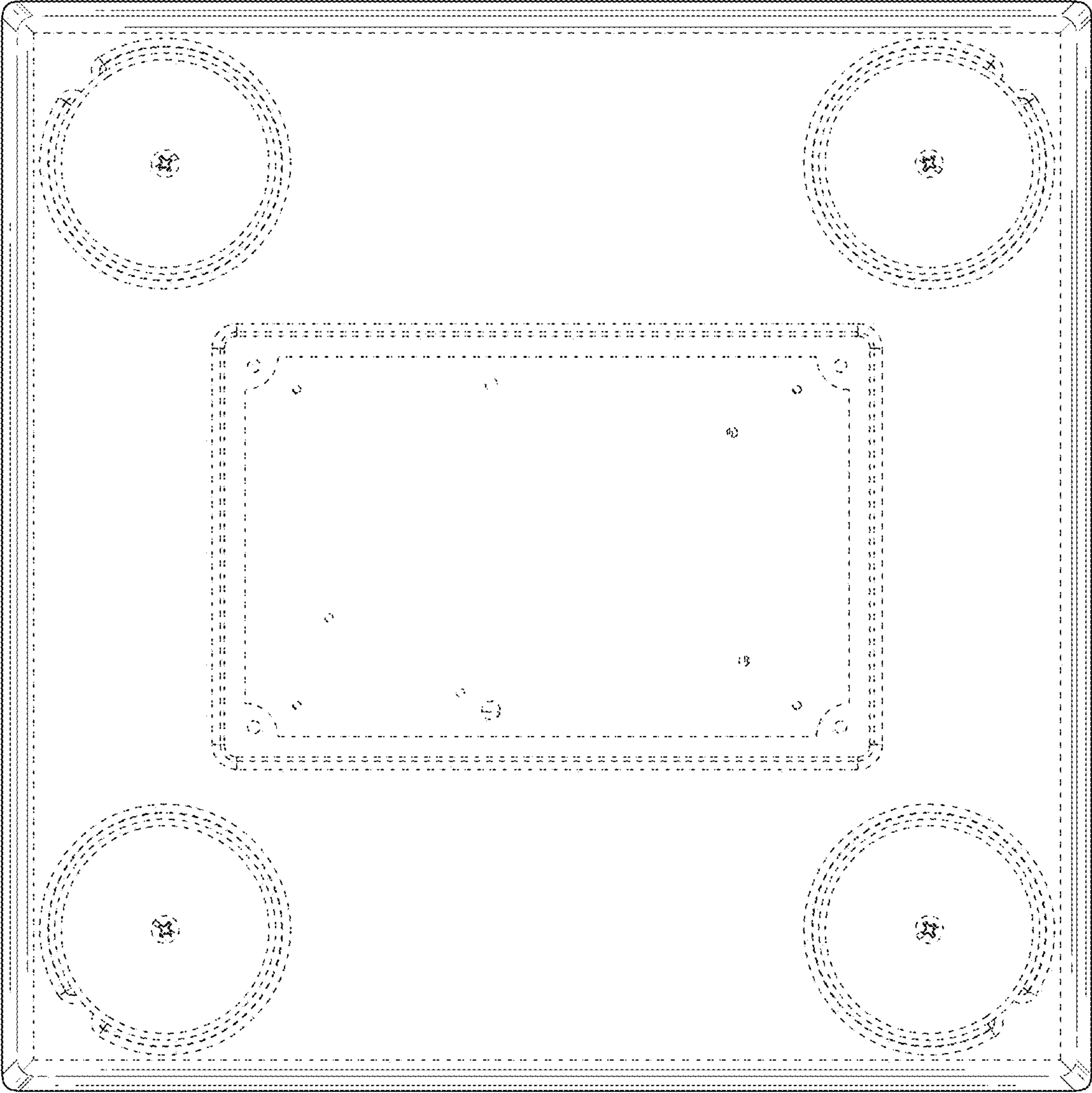


FIG. 4




FIG. 5




FIG. 6




FIG. 7




FIG. 8