



US00D901573S

(12) **United States Design Patent** (10) **Patent No.:** **US D901,573 S**
Li et al. (45) **Date of Patent:** **** Nov. 10, 2020**

(54) **MINI PROJECTOR**
(71) Applicant: **Beijing Xiaomi Mobile Software Co., Ltd., Beijing (CN)**
(72) Inventors: **Xuxu Li, Beijing (CN); Ningning Li, Beijing (CN); Ying Shen, Beijing (CN); Lei Zhang, Beijing (CN)**
(73) Assignee: **Beijing Xiaomi Mobile Software Co., Ltd., Beijing (CN)**

D514,611 S * 2/2006 Schoenert D16/221
D526,640 S * 8/2006 Chin D14/188
D546,864 S * 7/2007 Kim D16/221
D565,080 S * 3/2008 Ishikawa D16/221
D565,081 S * 3/2008 Ishikawa D16/221
D590,864 S * 4/2009 Young D16/221
D629,827 S * 12/2010 Morenstein D16/221
D722,053 S * 2/2015 Wang D14/358
D722,099 S * 2/2015 Lee D16/225
D820,899 S * 6/2018 Shiono D16/221
D834,635 S * 11/2018 He D16/230
D837,182 S * 1/2019 Elmieh D14/204
D838,768 S * 1/2019 Lu D16/230
D871,488 S * 12/2019 Lee D16/221

(**) Term: **15 Years**

(21) Appl. No.: **35/506,796**

(22) Filed: **Dec. 6, 2018**

(80) **Hague Agreement Data**

Int. Filing Date: **Dec. 6, 2018**
Int. Reg. No.: **DM/200311**
Int. Reg. Date: **Dec. 6, 2018**
Int. Reg. Pub. Date: **Jun. 7, 2019**

(30) **Foreign Application Priority Data**

Jun. 8, 2018 (CN) 2018 3 0288457

(51) **LOC (12) Cl.** **16-02**

(52) **U.S. Cl.**
USPC **D16/221**

(58) **Field of Classification Search**

USPC D16/221, 225, 229-231, 234-235;
D14/496, 125, 135, 188
CPC G03B 21/00; G03B 21/001; G03B 21/003;
G03B 21/12; G03B 21/14; G03B 21/145
See application file for complete search history.

(56) **References Cited**

U.S. PATENT DOCUMENTS

D183,071 S * 6/1958 Tashima D16/221
D358,408 S * 5/1995 McGarry D14/374
D513,030 S * 12/2005 Schoenert D16/221

OTHER PUBLICATIONS

Indian Patent Office, Office Action Issued in Application No. 312841-001, dated Dec. 31, 2018, 10 pages.

* cited by examiner

Primary Examiner — Holly E Thurman
(74) *Attorney, Agent, or Firm* — Syncoda LLC; Feng Ma

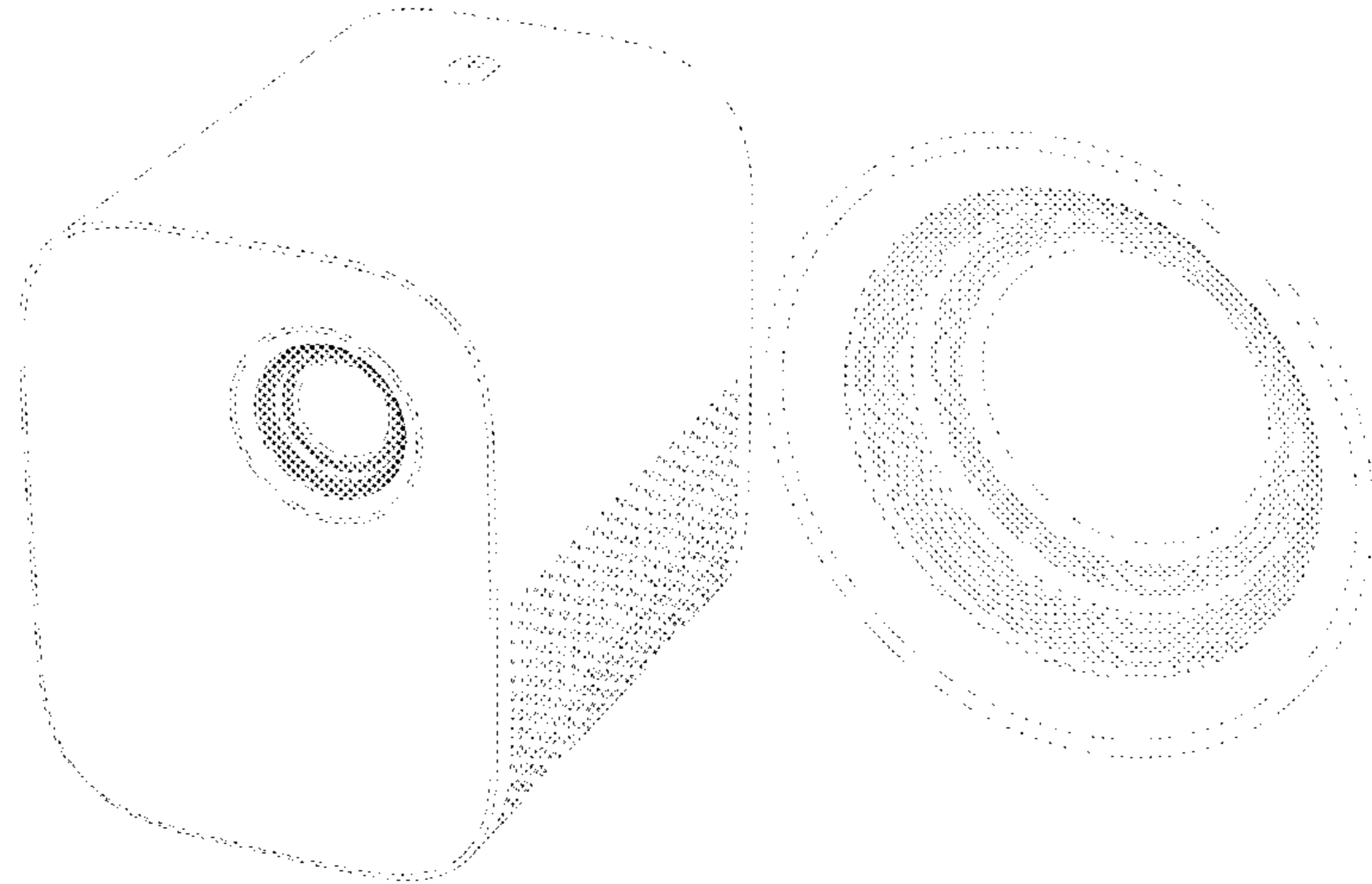
(57) **CLAIM**

The ornamental design for a mini projector, as shown and described.

DESCRIPTION


FIG. 1.1 is a front view of a mini projector showing the new design;
FIG. 1.2 is a rear view thereof;
FIG. 1.3 is a left-side view thereof;
FIG. 1.4 is a right-side view thereof;
FIG. 1.5 is a top view thereof;
FIG. 1.6 is a bottom view thereof;
FIG. 1.7 is a perspective view thereof;
FIG. 1.8 is an enlarged view of the lens portion of the design shown in FIG. 1.1.
FIG. 1.9 is an enlarged view of the lens portion of the design shown in FIG. 1.7.

(Continued)

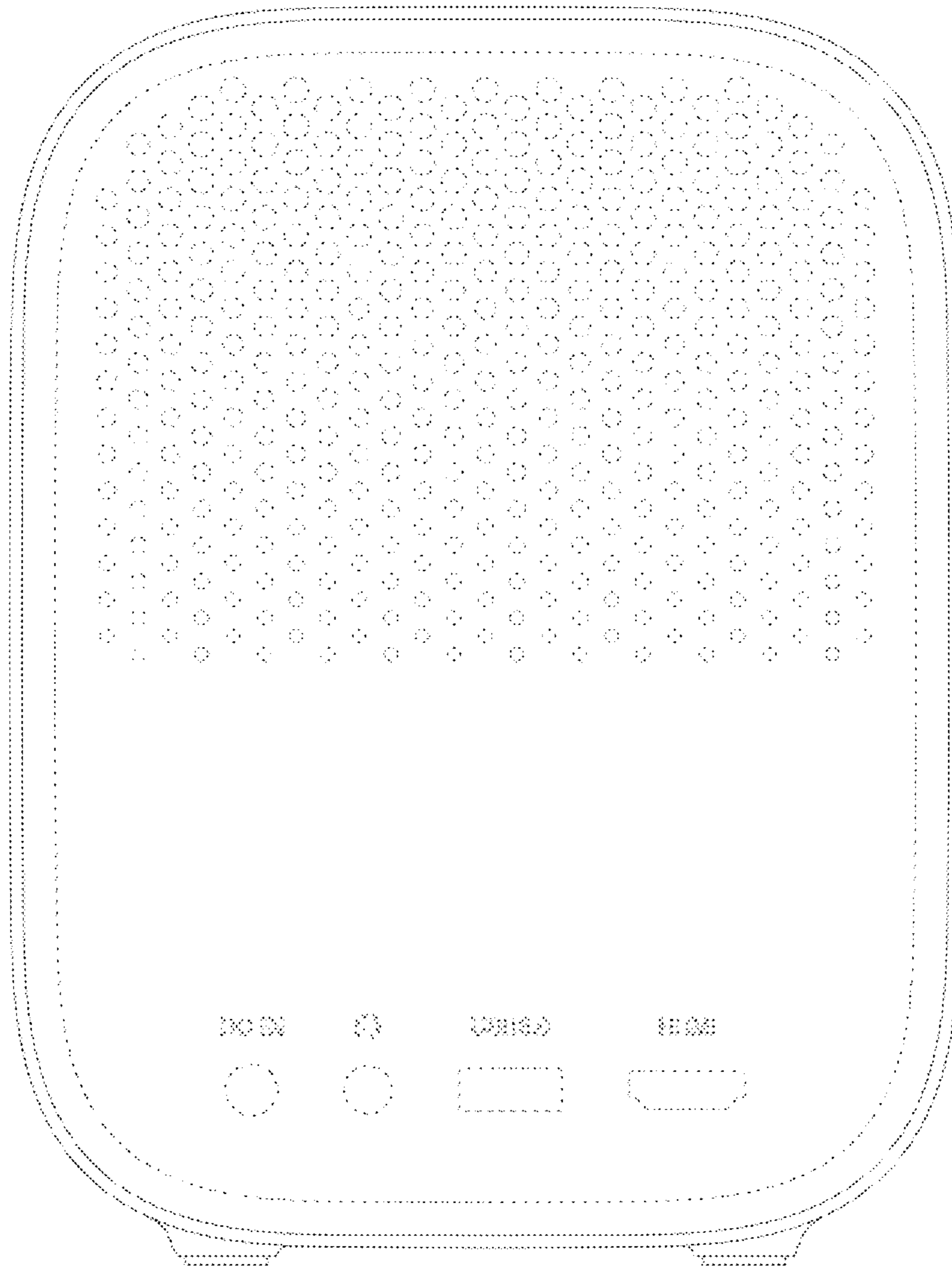


The broken lines shown in the drawings form no part of the claimed design.


1 Claim, 9 Drawing Sheets




1.1



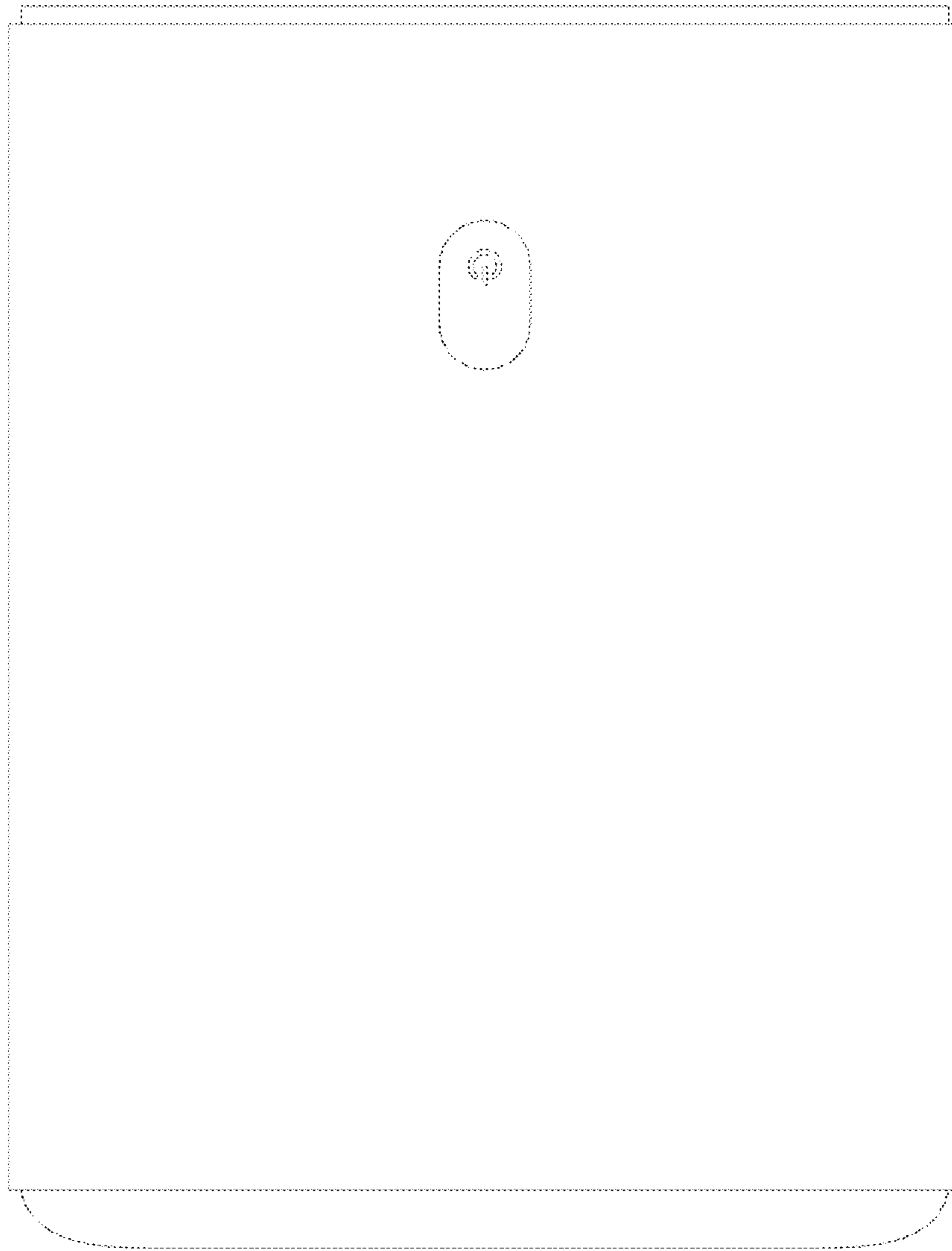
1.2



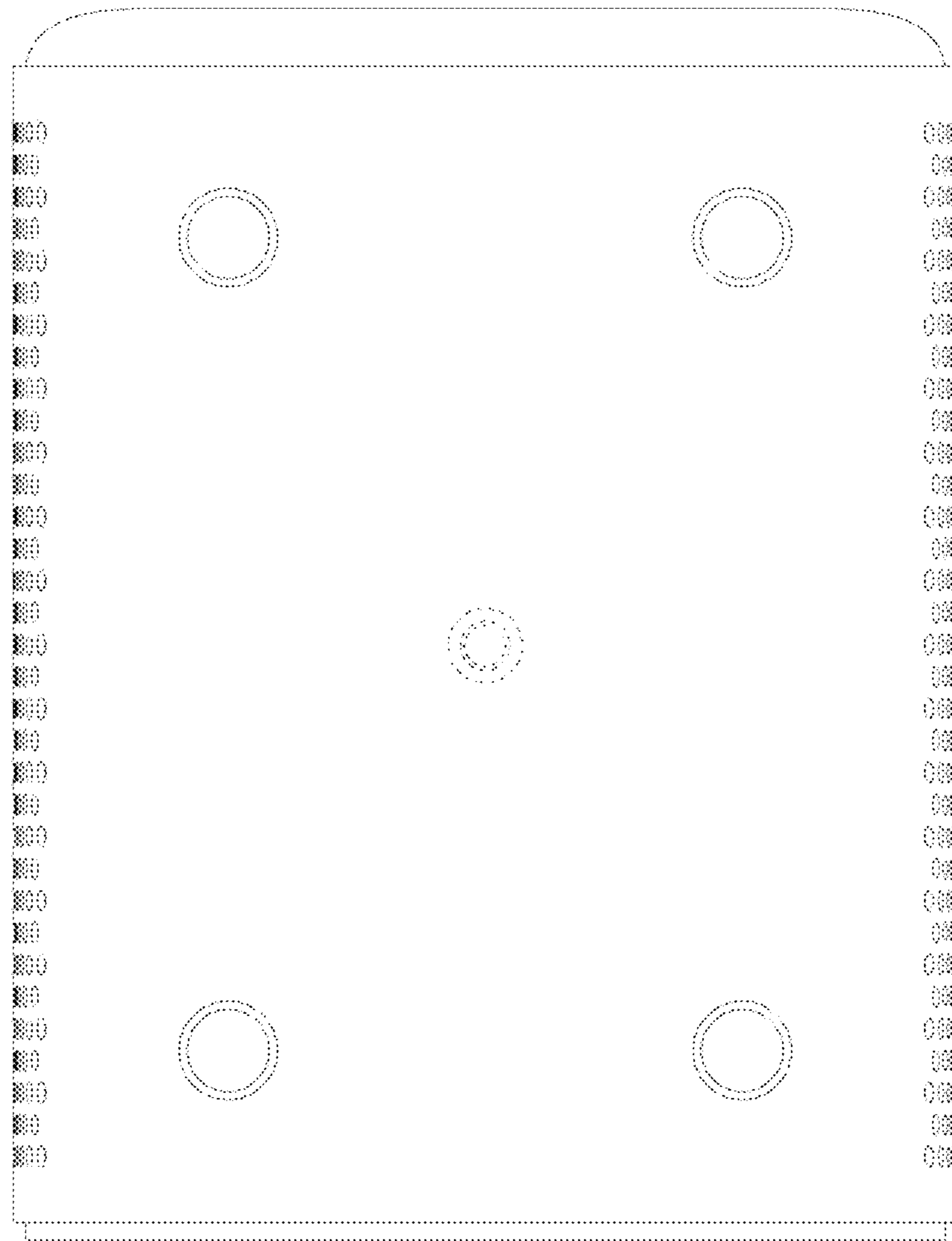
1.3




1.4





1.5



1.6







1.9