



US00D901523S

(12) **United States Design Patent** (10) **Patent No.:** **US D901,523 S**
Liu et al. (45) **Date of Patent:** **** Nov. 10, 2020**

(54) **DISPLAY SCREEN OF SMART PIANO WITH TRANSITIONAL GRAPHICAL USER INTERFACE**

(71) Applicant: **SUNLAND INFORMATION TECHNOLOGY CO., LTD.**, Shanghai (CN)

(72) Inventors: **Xiaolu Liu**, Shanghai (CN); **Kevin Patrick Burke**, Shanghai (CN)

(73) Assignee: **SUNLAND INFORMATION TECHNOLOGY CO., LTD.**, Shanghai (CN)

(**) Term: **15 Years**

(21) Appl. No.: **29/660,882**

(22) Filed: **Aug. 23, 2018**

Related U.S. Application Data

(63) Continuation-in-part of application No. 29/568,484, filed on Jun. 18, 2016, now abandoned.

(51) **LOC (12) Cl.** **14-04**

(52) **U.S. Cl.**
USPC **D14/486; D14/487; D14/488**

(58) **Field of Classification Search**
USPC D14/485-495
CPC G06F 3/048; G06F 3/0481; G06F 3/04817; G06F 3/0482; G06F 3/0483; G06F 3/04842; G06F 3/0485; G06F 3/04855; G06F 3/0486; G06F 3/0488; G06F 3/04886; G06F 9/4443; G06F 17/211; G06F 17/212

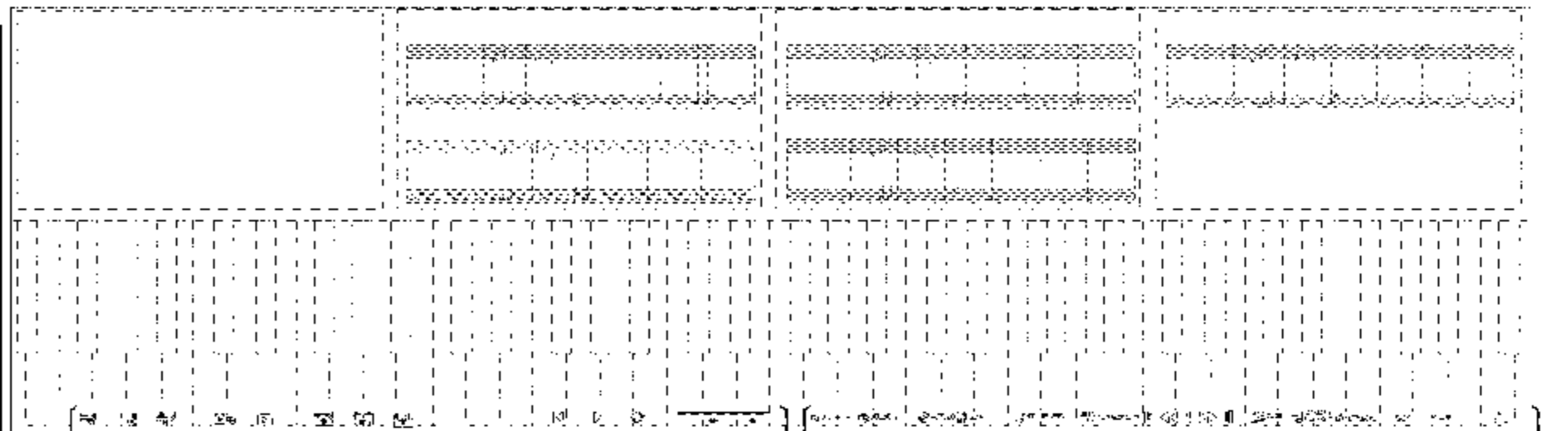
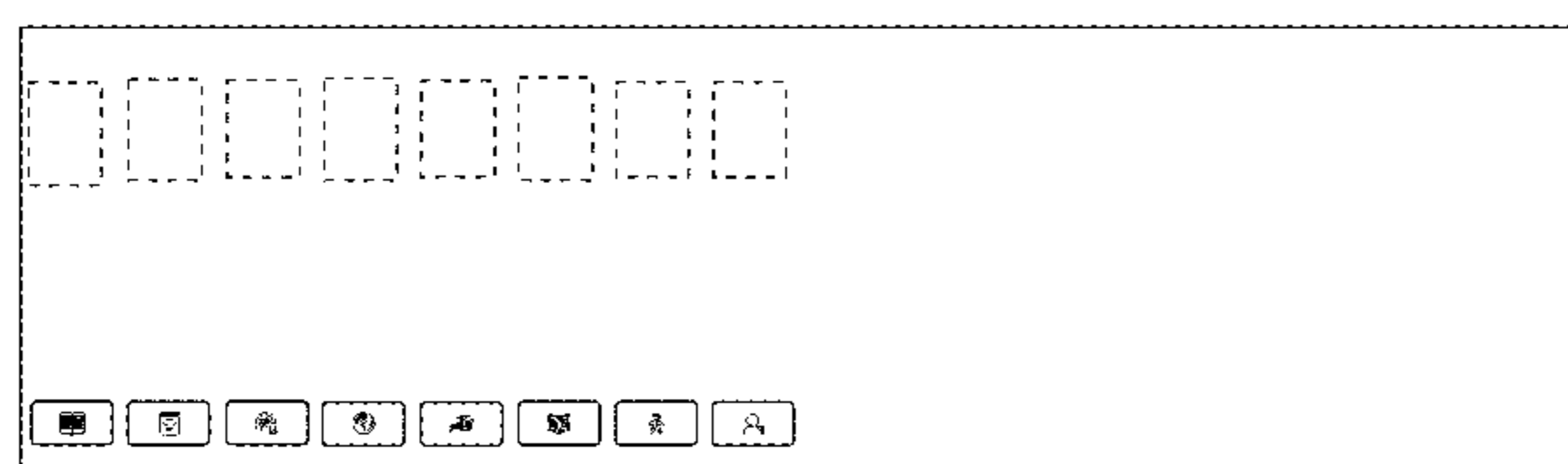
See application file for complete search history.

(56) **References Cited**

U.S. PATENT DOCUMENTS

D48,728 S 3/1916 Kavanagh et al.
D49,804 S 10/1916 Lane
D70,427 S 6/1926 Hurst
D76,336 S 9/1928 Zaiser

D78,246 S 4/1929 Zaiser
D112,353 S 11/1938 Zack
D152,089 S 12/1948 Kapphan
D160,106 S 9/1950 Millington et al.
D168,962 S 3/1953 Millington et al.
D260,528 S 9/1981 Decker
D324,531 S 3/1992 Lee
D345,967 S 4/1994 Kroner
6,140,565 A 10/2000 Yamauchi et al.
6,992,242 B2 1/2006 Shirayanagi et al.
D562,877 S 2/2008 Ikegawa
D594,873 S 6/2009 Onodera
D597,099 S 7/2009 Ording
D597,587 S 8/2009 Bailey et al.
D633,515 S 3/2011 Soegiono et al.
D656,943 S 4/2012 Hally et al.
D660,863 S 5/2012 Djuned
8,338,684 B2* 12/2012 Pillhofer G09B 15/00
84/470 R
D676,899 S 2/2013 Suzuki
D688,730 S 8/2013 Suzuki et al.
D698,802 S 2/2014 Davis
8,704,775 B2 4/2014 Cantrell
D708,205 S 7/2014 Maloney et al.
D708,633 S 7/2014 Capua et al.
8,847,053 B2* 9/2014 Humphrey G09B 5/065
84/609
D718,375 S 11/2014 Okamura et al.
D718,809 S 12/2014 Omachi et al.
8,957,296 B2* 2/2015 Helms G10H 1/0016
84/470 R
8,986,090 B2* 3/2015 Epstein A63F 13/10
463/7
9,064,480 B2 6/2015 Adnitt et al.
D741,357 S 10/2015 Seo et al.
D746,830 S 1/2016 Seo et al.
D774,127 S 12/2016 Mitsubishi et al.
D777,195 S 1/2017 Dain et al.
D797,758 S 9/2017 Sulsky et al.
9,857,934 B2 1/2018 Humphrey et al.
D847,851 S 5/2019 Yan et al.
2003/0226439 A1 12/2003 Revenaugh
2004/0074376 A1 4/2004 Varne
2007/0234215 A1 10/2007 Graham et al.
2009/0120264 A1 5/2009 Wheeler et al.
2010/0233661 A1* 9/2010 Franzblau G09B 15/023
434/178
2011/0259176 A1 10/2011 Pillhofer et al.
2013/0112062 A1* 5/2013 Iriyama G10H 1/0008
84/453
2013/0151556 A1 6/2013 Watanabe



2013/0305906 A1 11/2013 Kinter
 2015/0046824 A1* 2/2015 Humphrey G10H 1/0058
 715/727
 2017/0359283 A1 12/2017 Bernstein

OTHER PUBLICATIONS

“How to Play “Shake It Off” by Taylor Swift—Piano Cover & Tutorial” Sep. 9, 2014, YouTube, site visited Mar. 11, 2020. <https://www.youtube.com/watch?v=u5usRCRCOGM> (Year: 2014).
 “The Online Piano that Teaches You How to Play—PIANU” Apr. 20, 2017, YouTube, Apr. 20, 2017, site visited Mar. 12, 2020: <https://youtu.be/IV4wm-put0M> (Year: 2017).
 “Ludovico Einaudi-Una Mattina—piano tutorial easy-Intouchables-synthesia” Feb. 14, 2015, YouTube, site visited Mar. 12, 2020: <youtube.com/watch?v=8AHNBtQ2CK0> (Year:2015).

* cited by examiner

Primary Examiner — Jack Reickel
 (74) *Attorney, Agent, or Firm* — Metis IP LLC

(57) CLAIM

The ornamental design for a display screen of smart piano with transitional graphical user interface, as shown and described.

DESCRIPTION

FIG. 1 is a perspective view of a first image of a display screen of a smart piano with transitional graphical user interface showing our new design;
 FIG. 2 is a front view of the first image thereof, showing the same elements as what are shown in the display screen of FIG. 1;
 FIG. 3 is a front view of a second image thereof;
 FIG. 4 is a front view of a third image thereof;
 FIG. 5 is a front view of a fourth image thereof;
 FIG. 6 is an enlarged view of a first group of the icons shown in FIG. 4 for clarity of illustration;
 FIG. 7 is an enlarged view of a second group of the icons shown in FIG. 4 for clarity of illustration;
 FIG. 8 is an enlarged view of a third group of the icons shown in FIG. 5 for clarity of illustration; and
 FIG. 9 is an enlarged view of a fourth group of the icons shown in FIG. 5 for clarity of illustration.
 FIG. 10 is an enlarged view of an icon shown in FIG. 2 for clarity of illustration;
 FIG. 11 is an enlarged view of an icon shown in shown in FIG. 2 for clarity of illustration;
 FIG. 12 is an enlarged view of an icon shown in FIG. 2 for clarity of illustration;
 FIG. 13 is an enlarged view of an icon shown in FIG. 2 for clarity of illustration;
 FIG. 14 is an enlarged view of an icon shown in FIG. 2 for clarity of illustration;
 FIG. 15 is an enlarged view of an icon shown in FIG. 2 for clarity of illustration;
 FIG. 16 is an enlarged view of an icon shown in FIG. 2 for clarity of illustration;
 FIG. 17 is an enlarged view of an icon shown in FIG. 2 for clarity of illustration;
 FIG. 18 is an enlarged view of an icon shown in FIG. 3 for clarity of illustration;

FIG. 19 is an enlarged view of an icon shown in FIG. 3 for clarity of illustration;
 FIG. 20 is an enlarged view of an icon shown in FIG. 3 for clarity of illustration;
 FIG. 21 is an enlarged view of an icon shown in FIGS. 4-6, and 8 for clarity of illustration;
 FIG. 22 is an enlarged view of an icon shown in FIGS. 4-6, and 8 for clarity of illustration;
 FIG. 23 is an enlarged view of an icon shown in FIGS. 4-6, and 8 for clarity of illustration;
 FIG. 24 is an enlarged view of an icon shown in FIGS. 4-6, and 8 for clarity of illustration;
 FIG. 25 is an enlarged view of an icon shown in FIGS. 4-6, and 8 for clarity of illustration;
 FIG. 26 is an enlarged view of an icon shown in FIGS. 4-6, and 8 for clarity of illustration;
 FIG. 27 is an enlarged view of an icon shown in FIGS. 4-6, and 8 for clarity of illustration;
 FIG. 28 is an enlarged view of an icon shown in FIGS. 5 and 8 for clarity of illustration;
 FIG. 29 is an enlarged view of an icon shown in FIGS. 5 and 8 for clarity of illustration;
 FIG. 30 is an enlarged view of an icon shown in FIGS. 5 and 8 for clarity of illustration;
 FIG. 31 is an enlarged view of an icon shown in FIGS. 4-6, and 8 for clarity of illustration;
 FIG. 32 is an enlarged view of an icon shown in FIGS. 4-6, and 8 for clarity of illustration;
 FIG. 33 is an enlarged view of an icon shown in FIGS. 4, 5, 7, and 9 for clarity of illustration;
 FIG. 34 is an enlarged view of an icon shown in FIGS. 4, 5, 7, and 9 for clarity of illustration;
 FIG. 35 is an enlarged view of an icon shown in FIGS. 4, 5, 7, and 9 for clarity of illustration;
 FIG. 36 is an enlarged view of an icon shown in FIGS. 4, 5, 7, and 9 for clarity of illustration;
 FIG. 37 is an enlarged view of an icon shown in FIGS. 4, 5, 7, and 9 for clarity of illustration;
 FIG. 38 is an enlarged view of an icon shown in FIGS. 4, 5, 7, and 9 for clarity of illustration;
 FIG. 39 is an enlarged view of an icon shown in FIGS. 4, 5, 7, and 9 for clarity of illustration;
 FIG. 40 is an enlarged view of an icon shown in FIGS. 4, 5, 7, and 9 for clarity of illustration;
 FIG. 41 is an enlarged view of an icon shown in FIGS. 4, 5, 7, and 9 for clarity of illustration;
 FIG. 42 is an enlarged view of an icon shown in FIGS. 4, 5, 7, and 9 for clarity of illustration;
 FIG. 43 is an enlarged view of an icon shown in FIGS. 4, 5, 7, and 9 for clarity of illustration;
 FIG. 44 is an enlarged view of an icon shown in FIGS. 4, 5, 7, and 9 for clarity of illustration; and,
 FIG. 45 is an enlarged view of an icon shown in FIGS. 4, 5, 7, and 9 for clarity of illustration.

The appearance of the image transitions sequentially between the images shown in FIGS. 2 through 5, respectively. The process or period in which an image transitions to another forms no part of the claimed design.

The broken lines showing of a smart piano and transitional graphical user interface is included for the purpose of illustrating portions of the article and form no part of the claimed design.

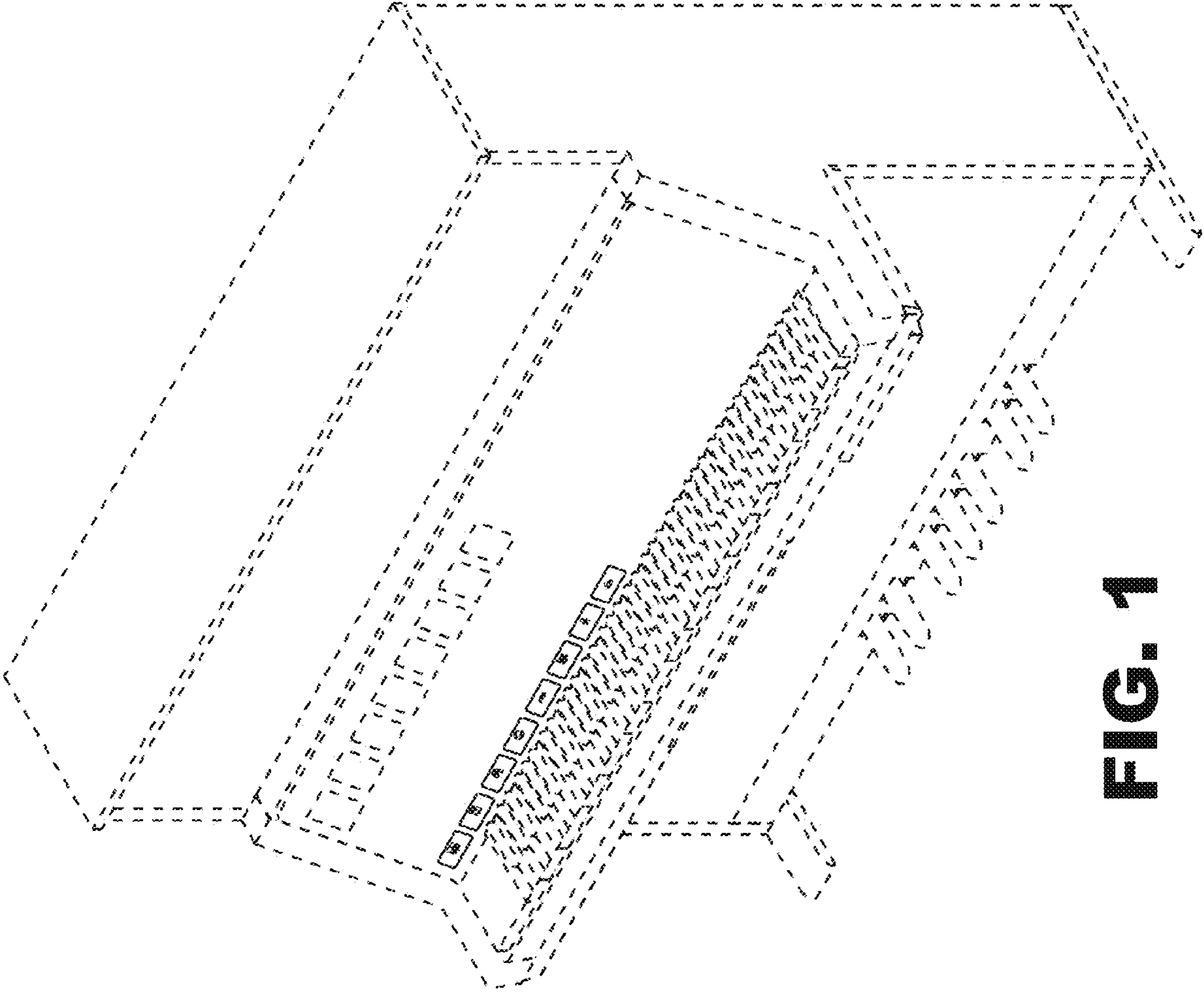


FIG. 1

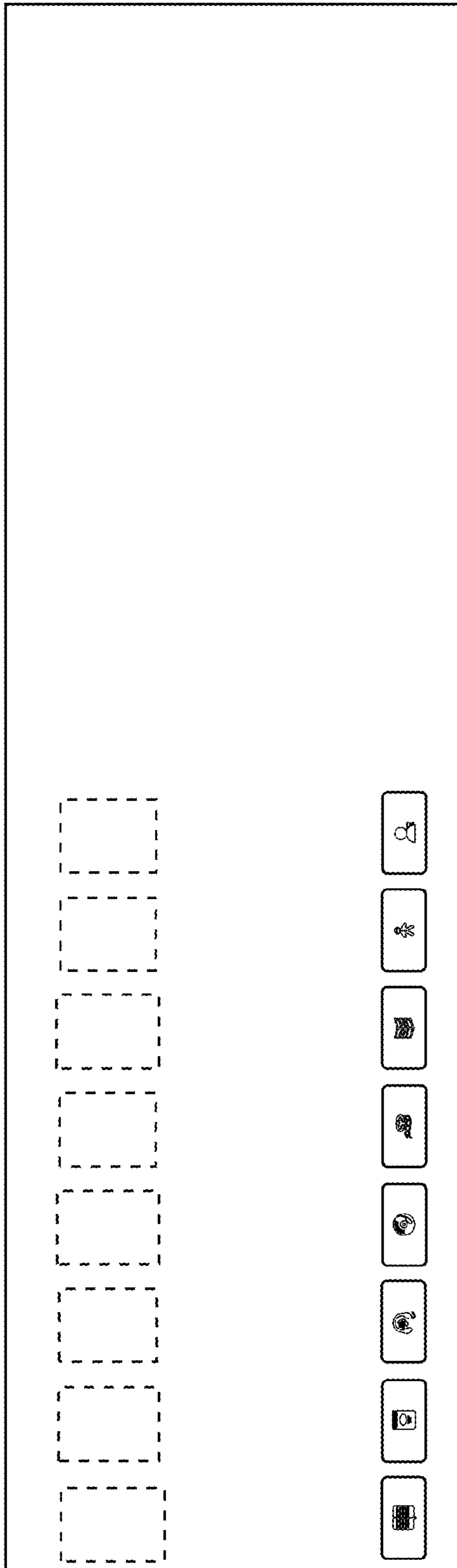


FIG. 2

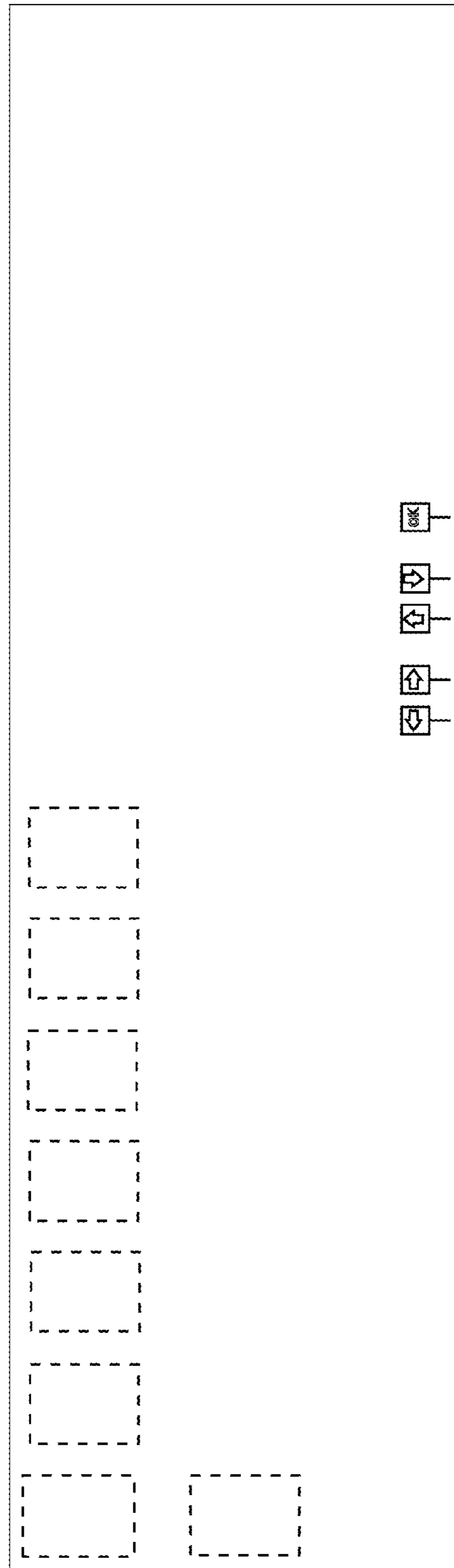


FIG. 3

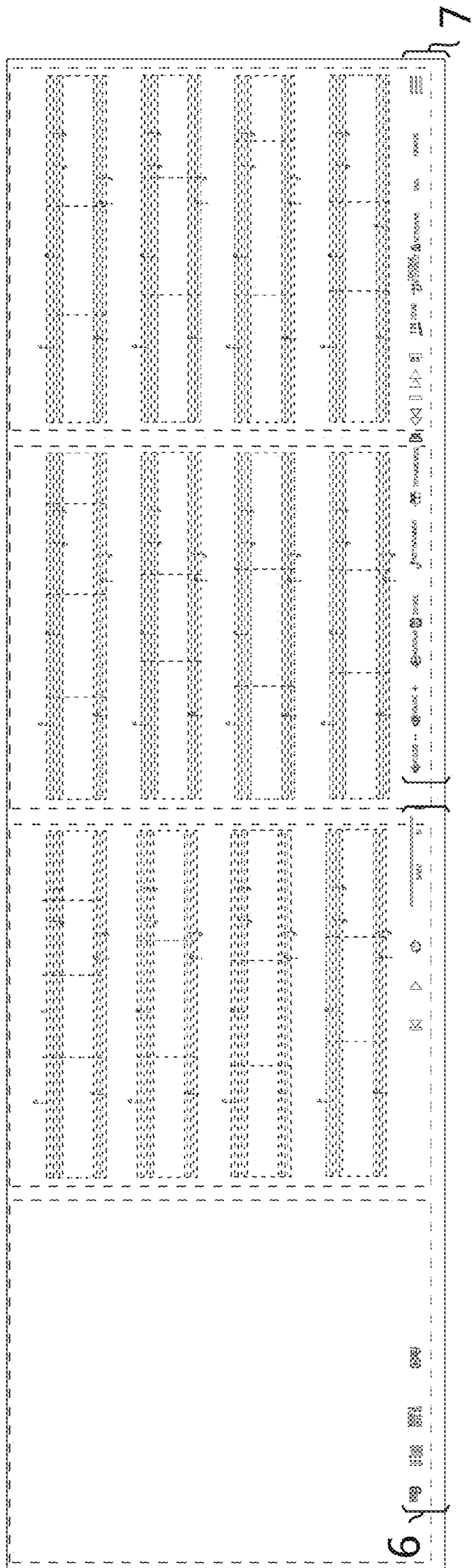


FIG. 4

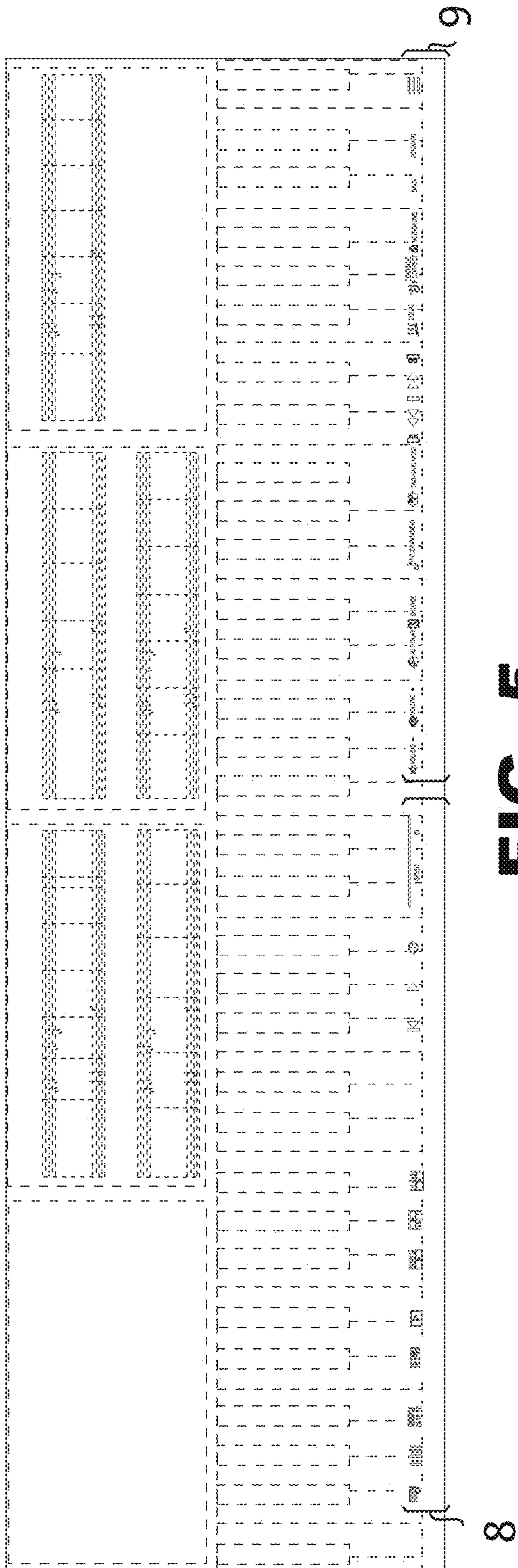


FIG. 5

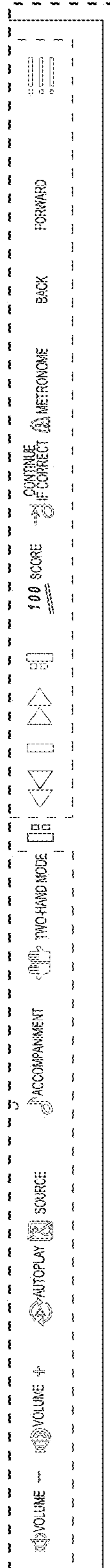


FIG. 7

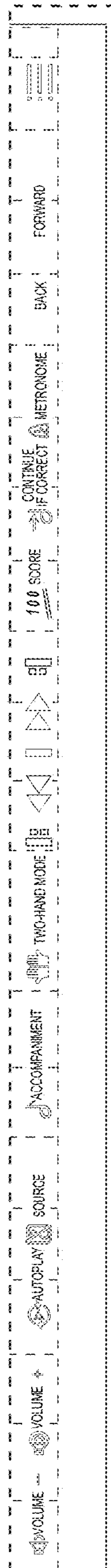


FIG. 9

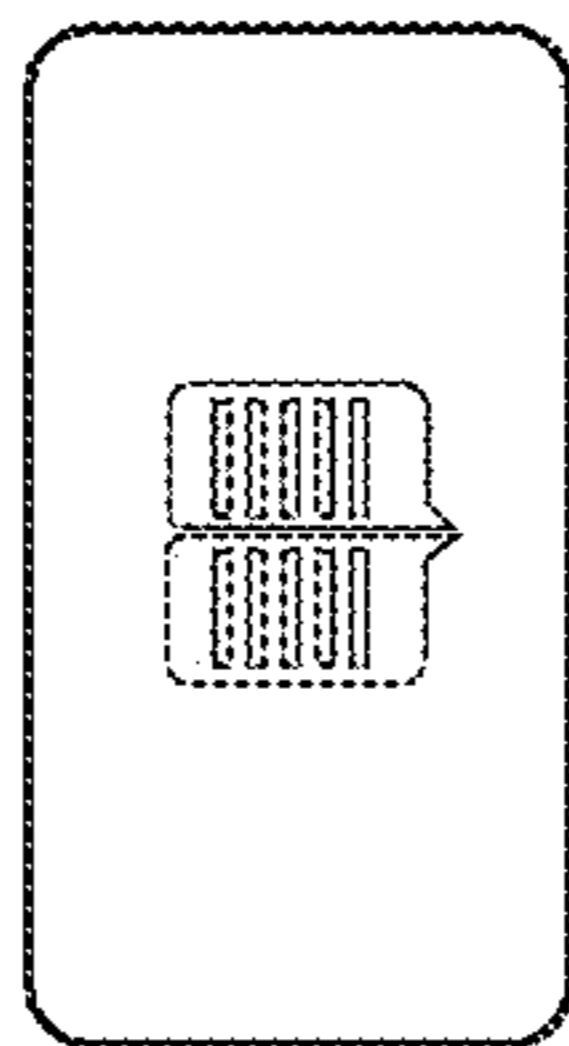


FIG. 10

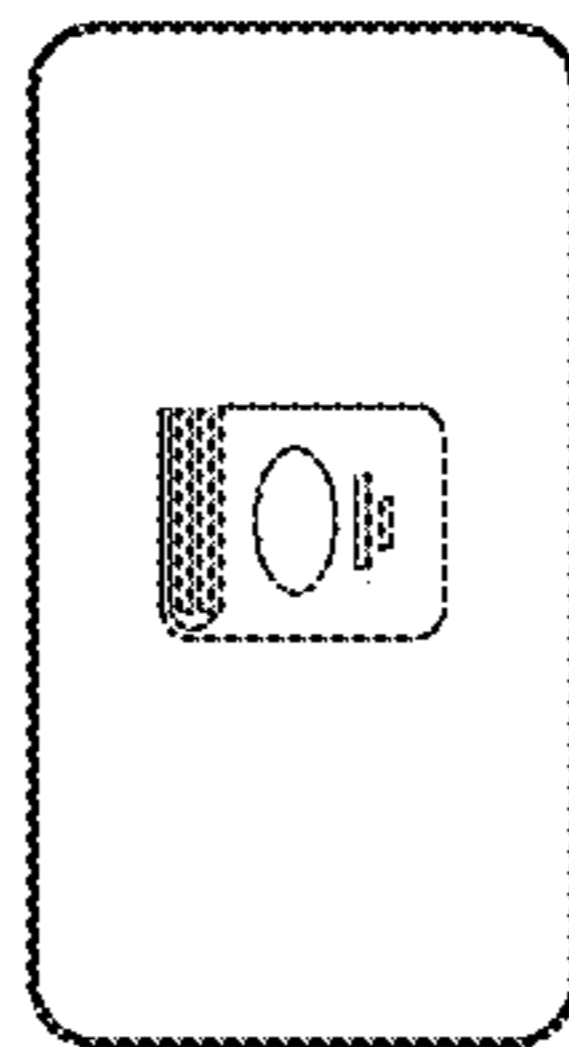


FIG. 11



FIG. 12

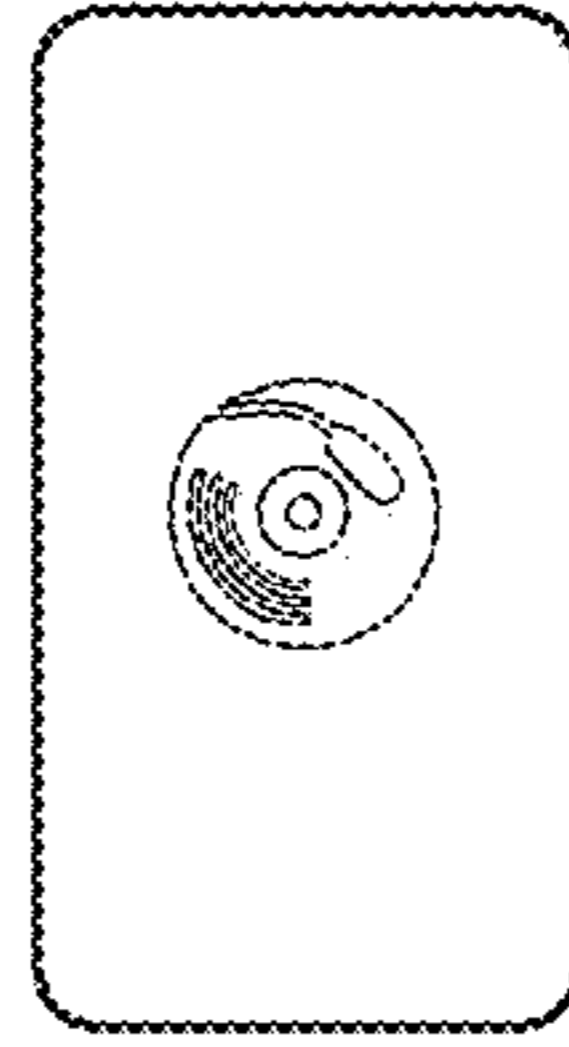


FIG. 13

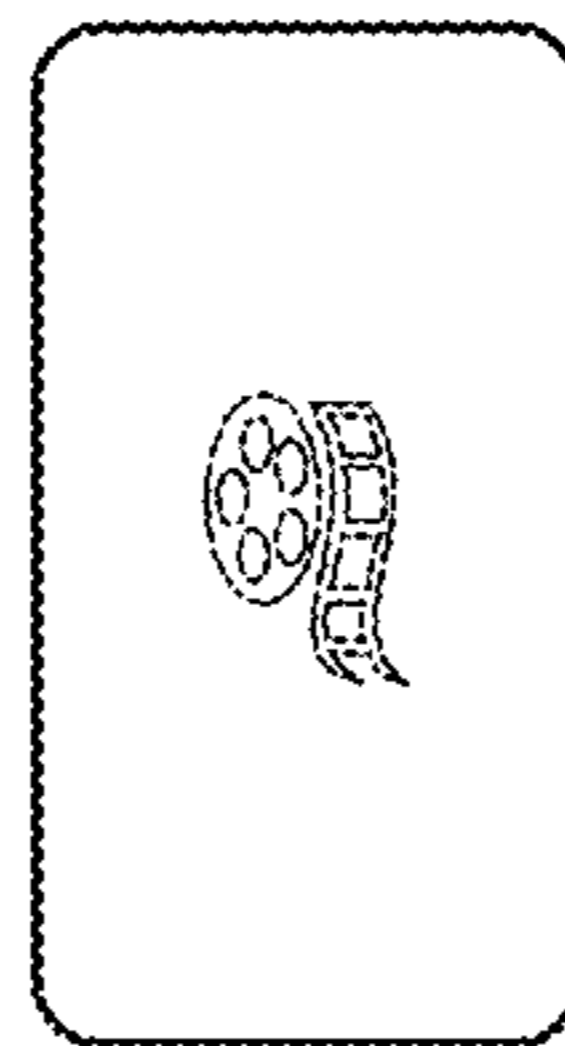


FIG. 14

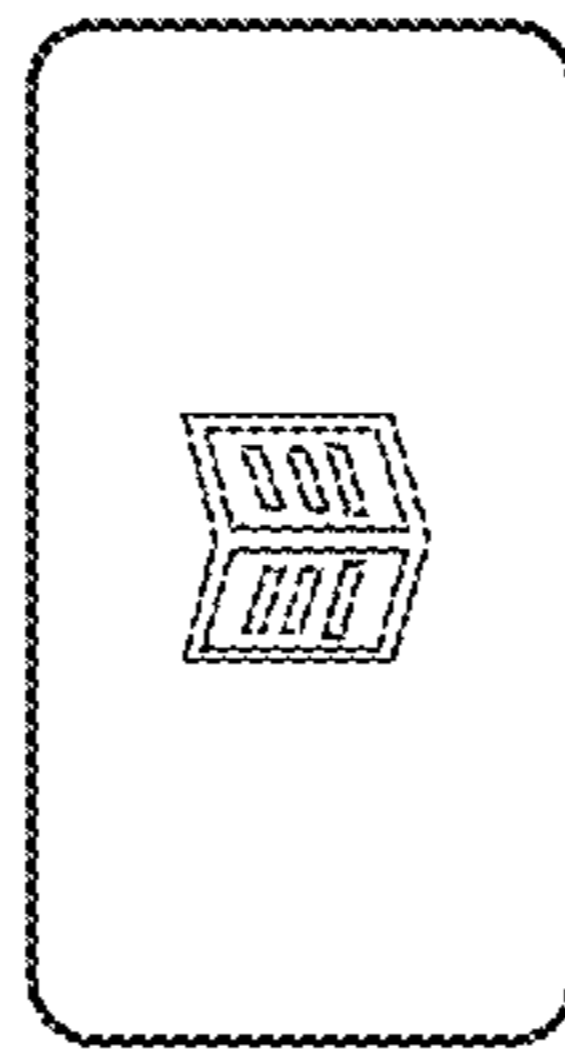


FIG. 15




FIG. 16

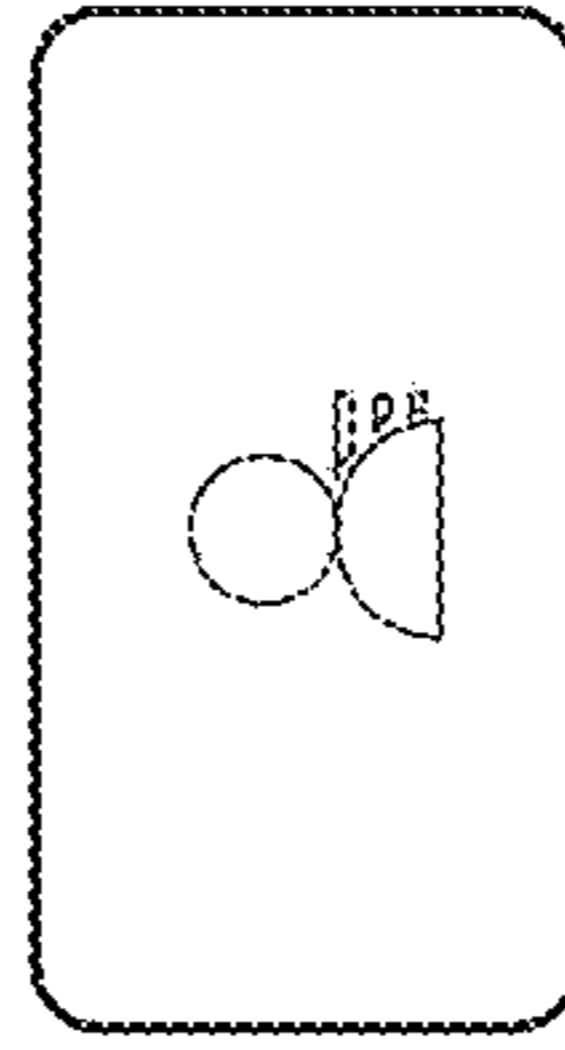


FIG. 17

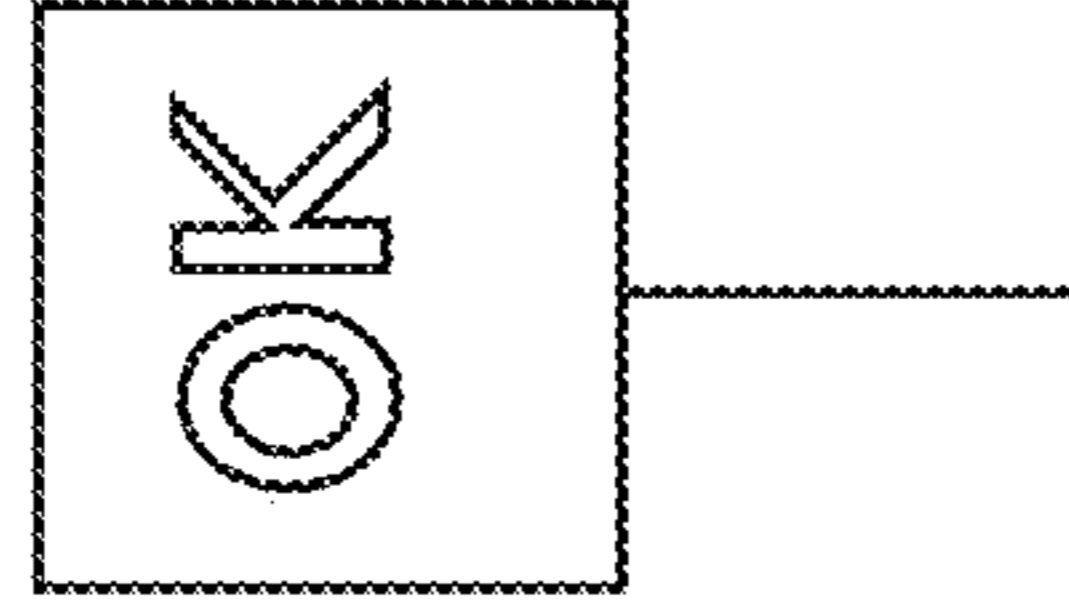
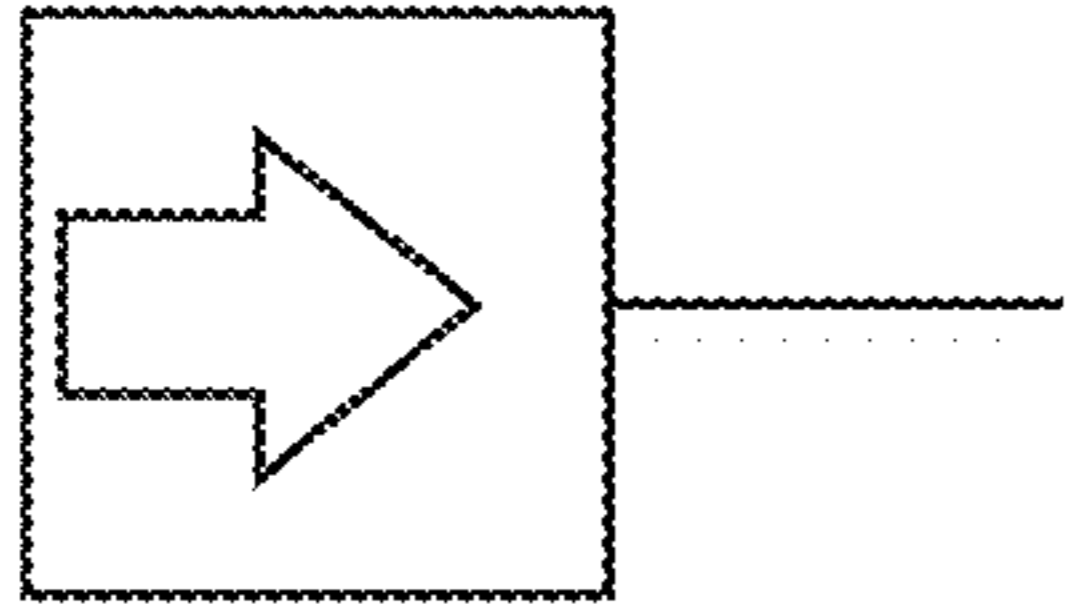
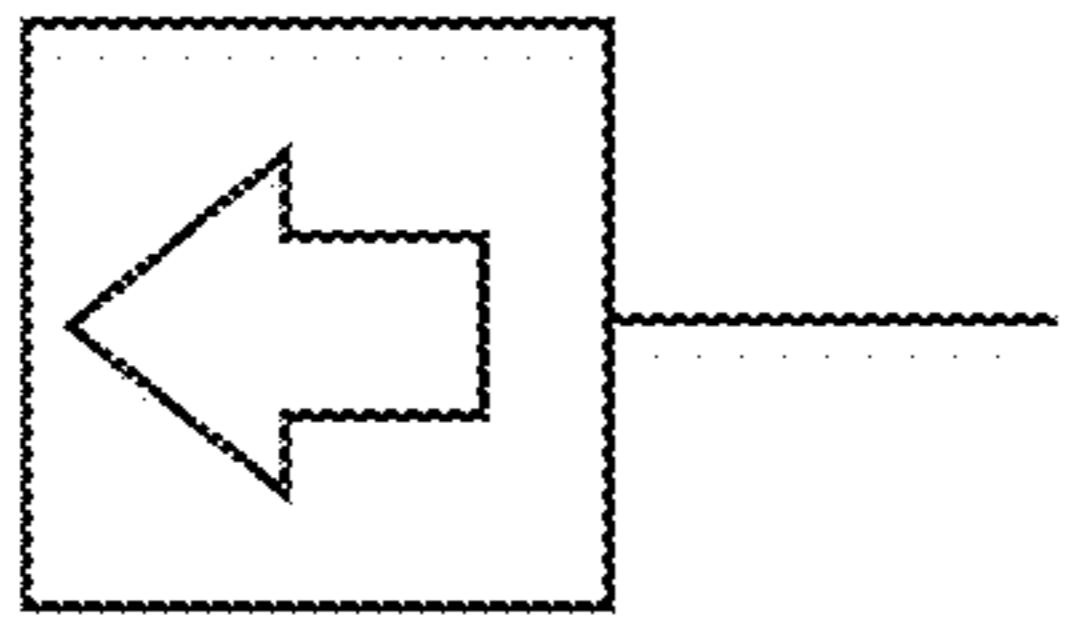
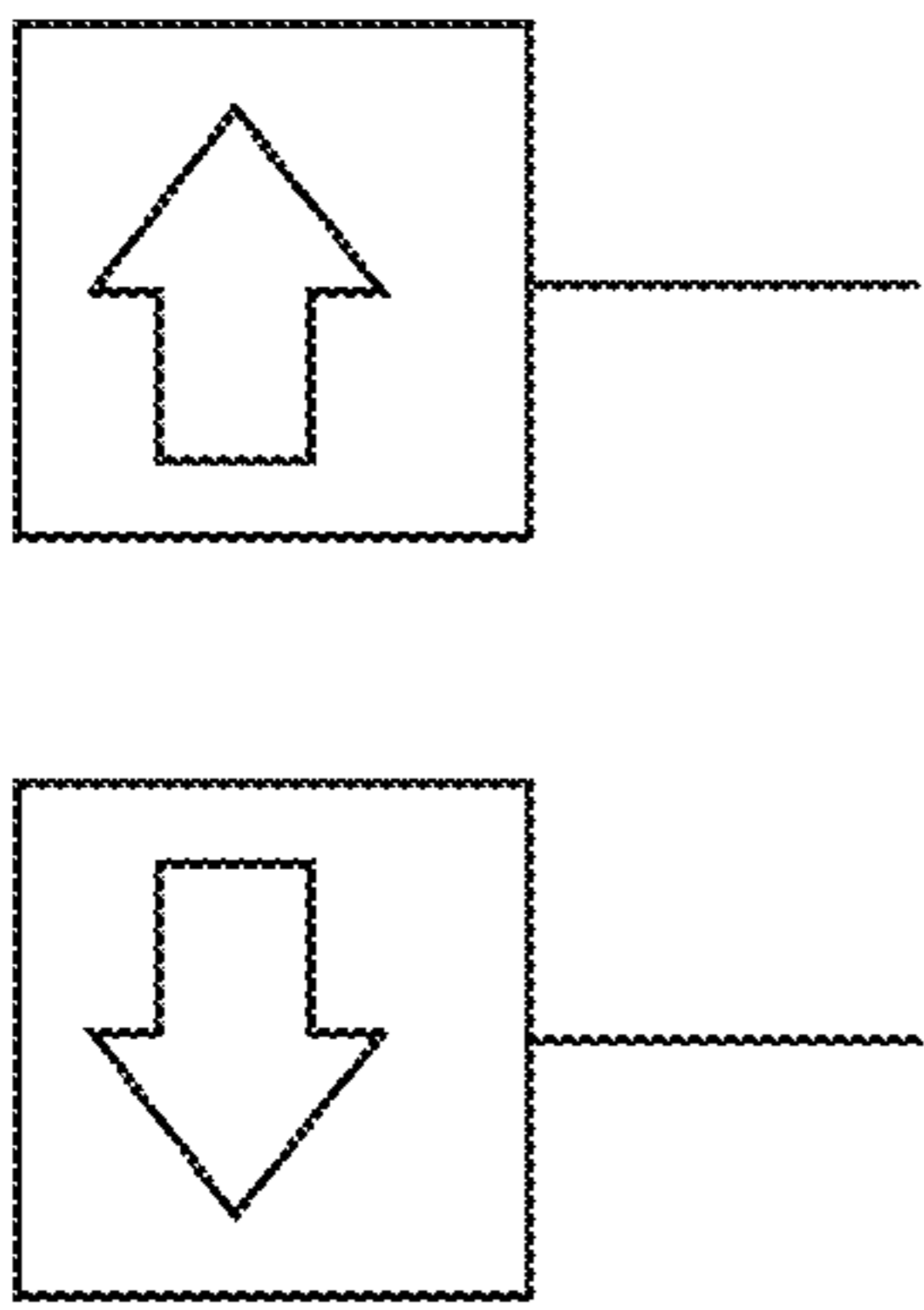


FIG. 18

FIG. 19

FIG. 20

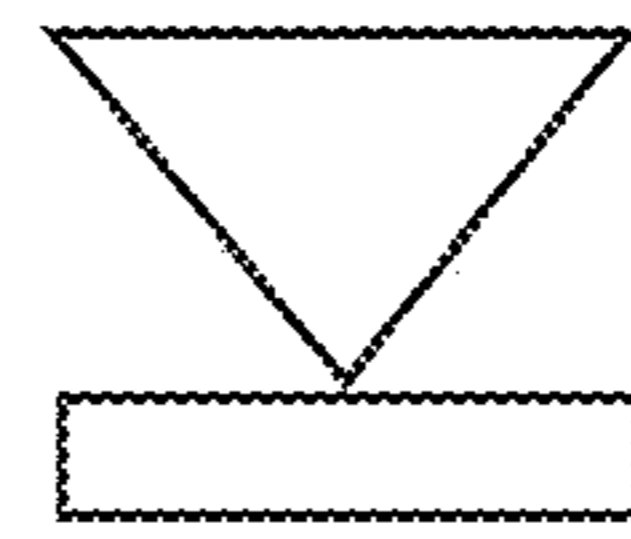


FIG. 21



FIG. 22

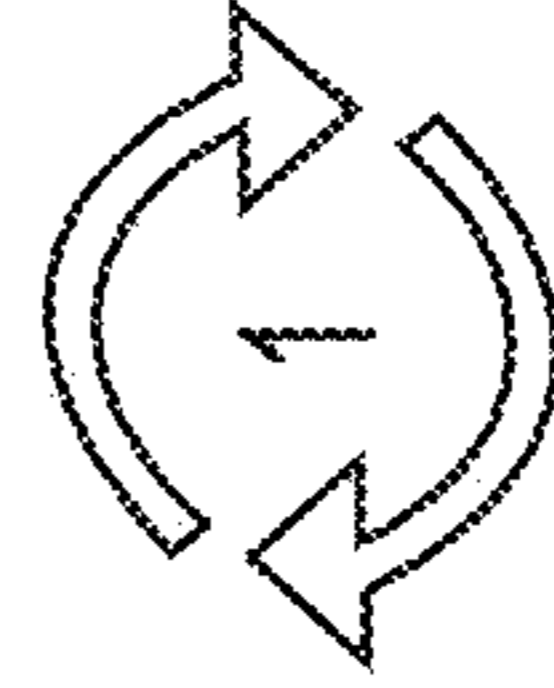


FIG. 23

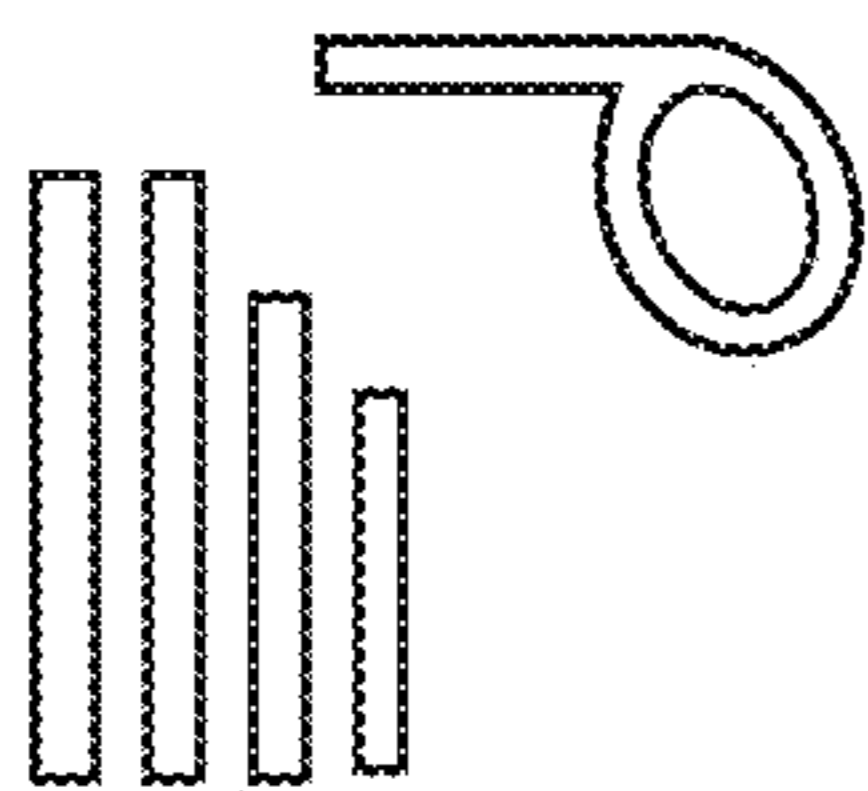


FIG. 24




FIG. 25

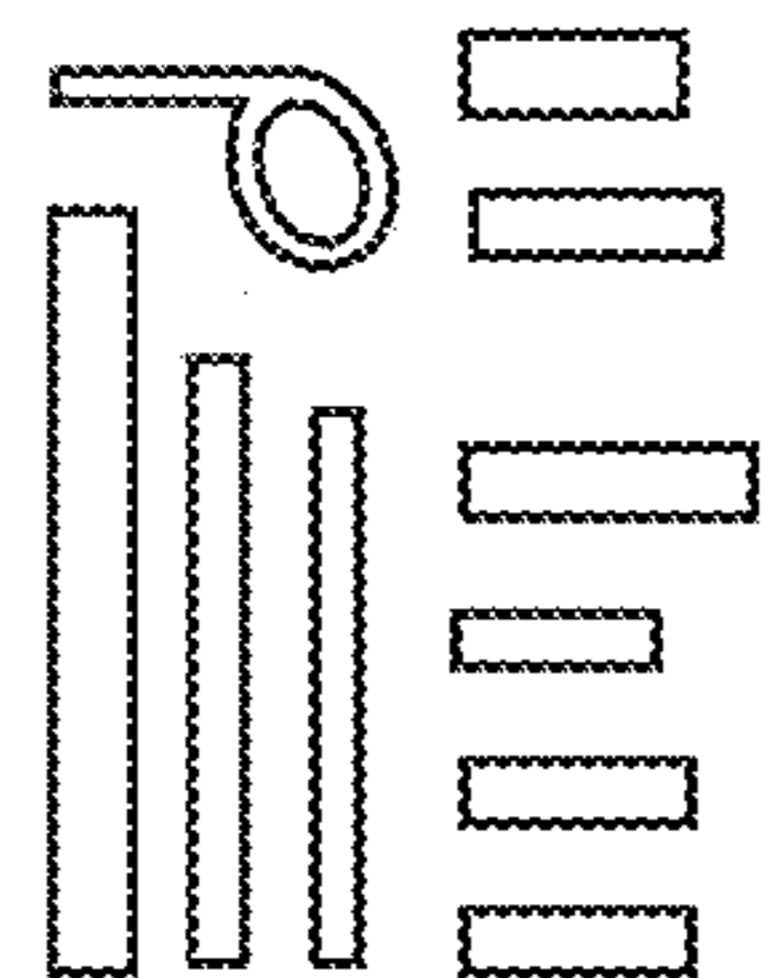


FIG. 26

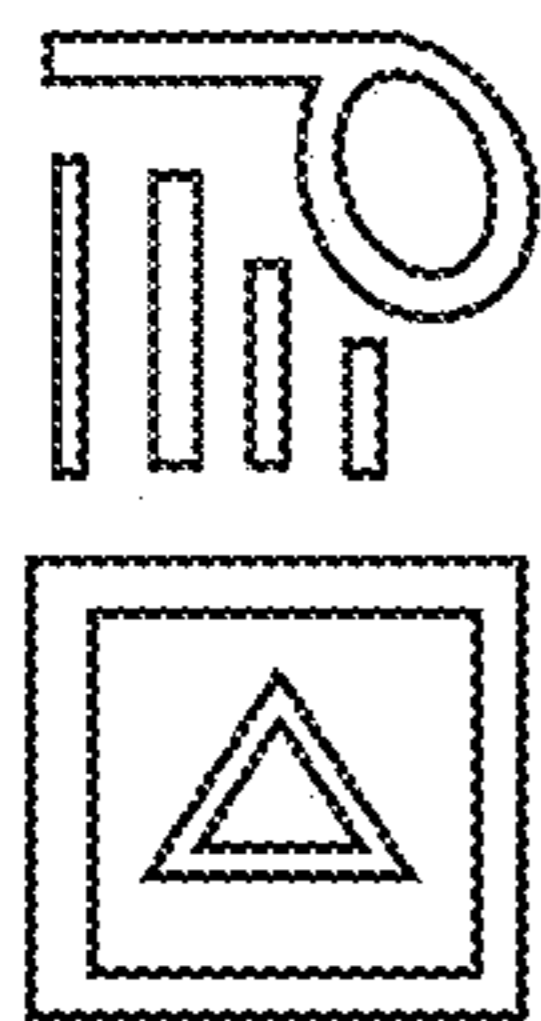


FIG. 27

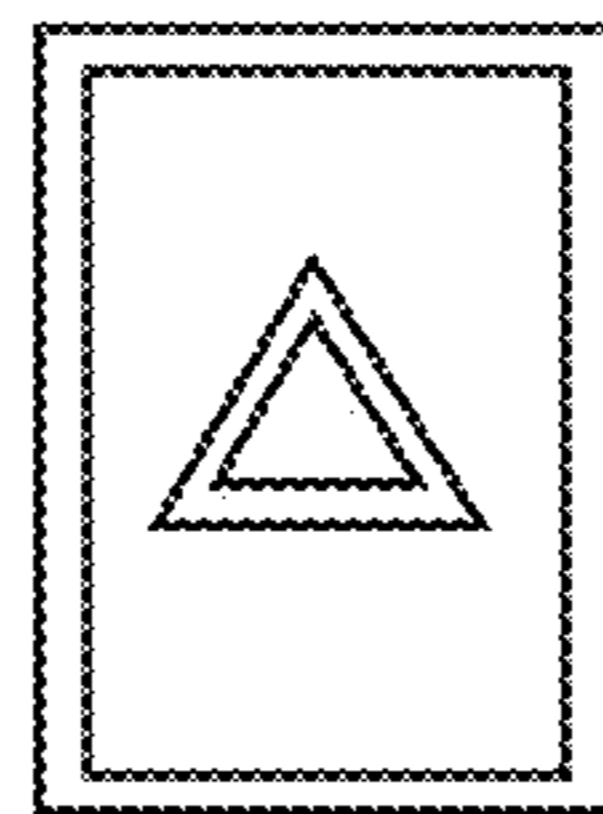


FIG. 28

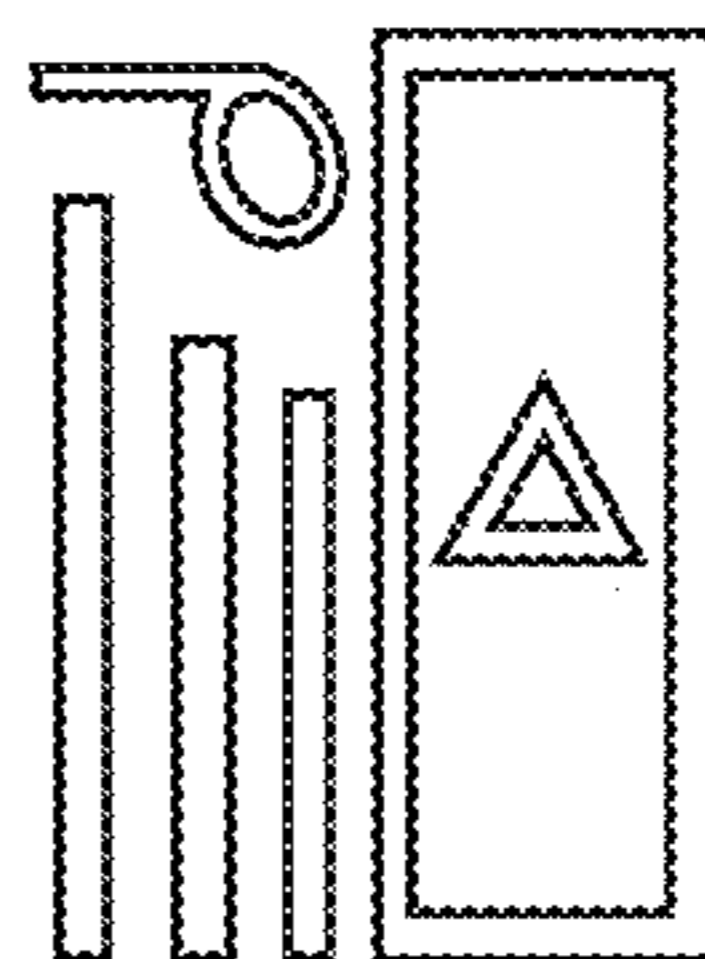


FIG. 29

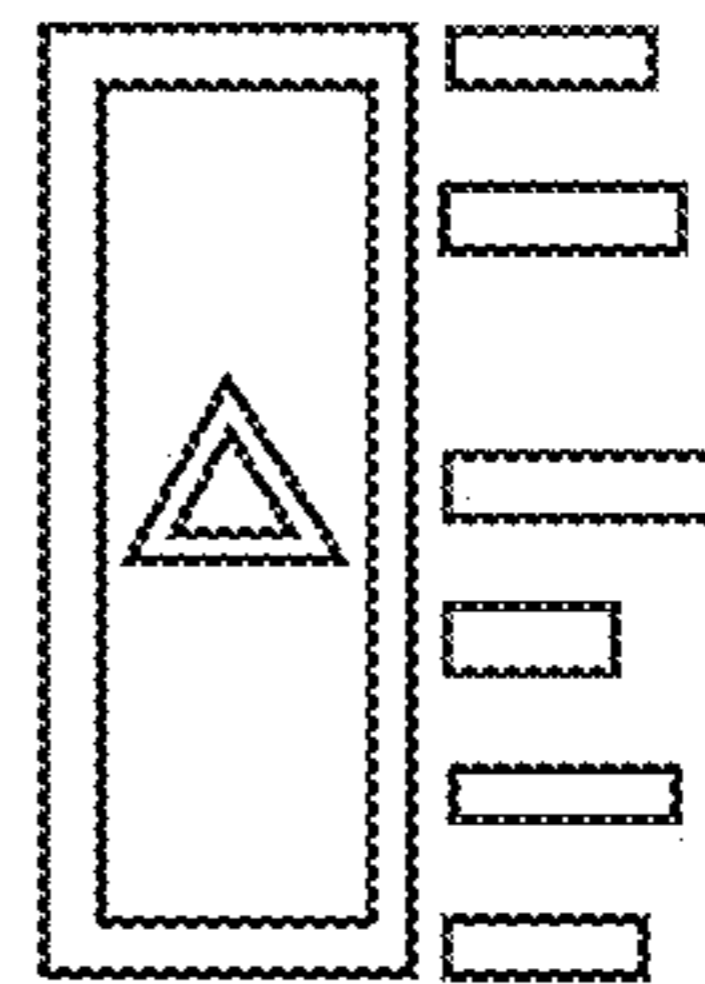


FIG. 30

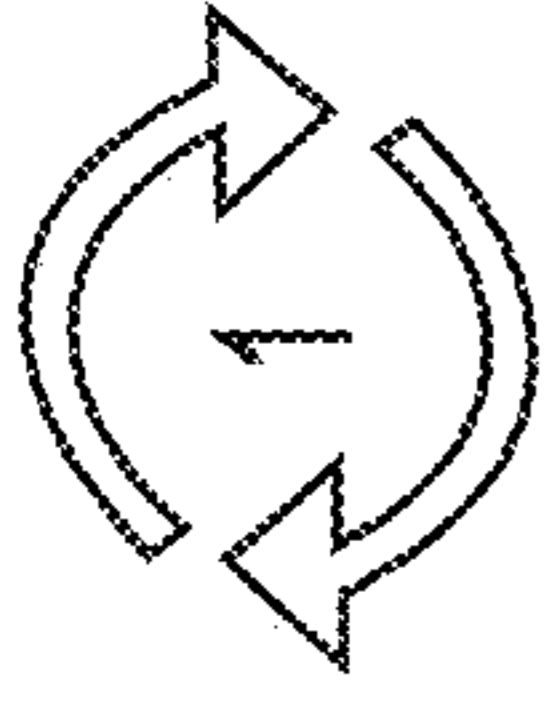


FIG. 32




FIG. 31

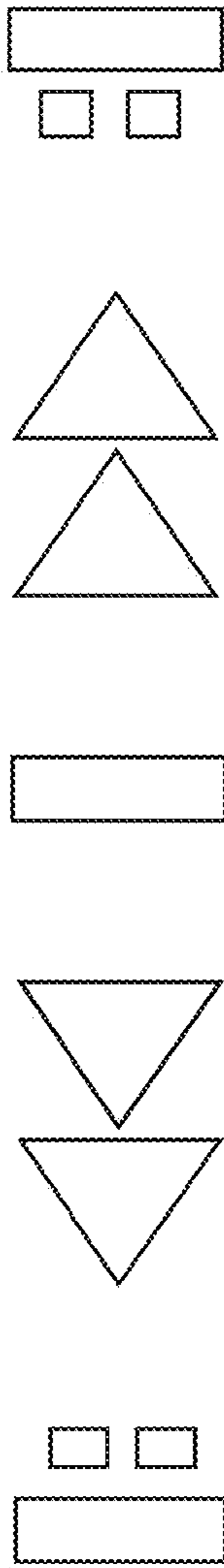


FIG. 33

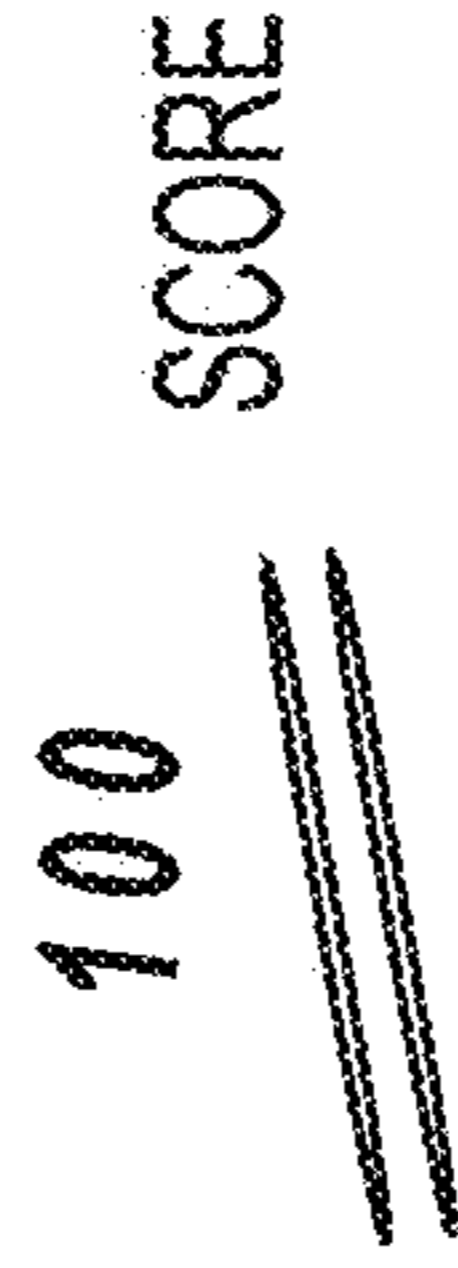


FIG. 34

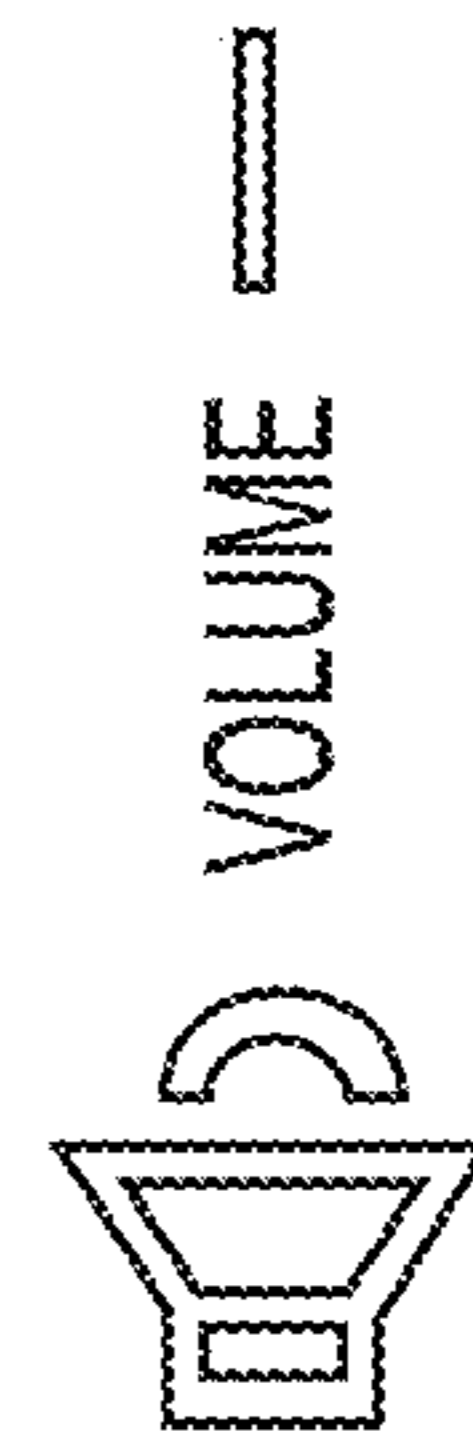


FIG. 35

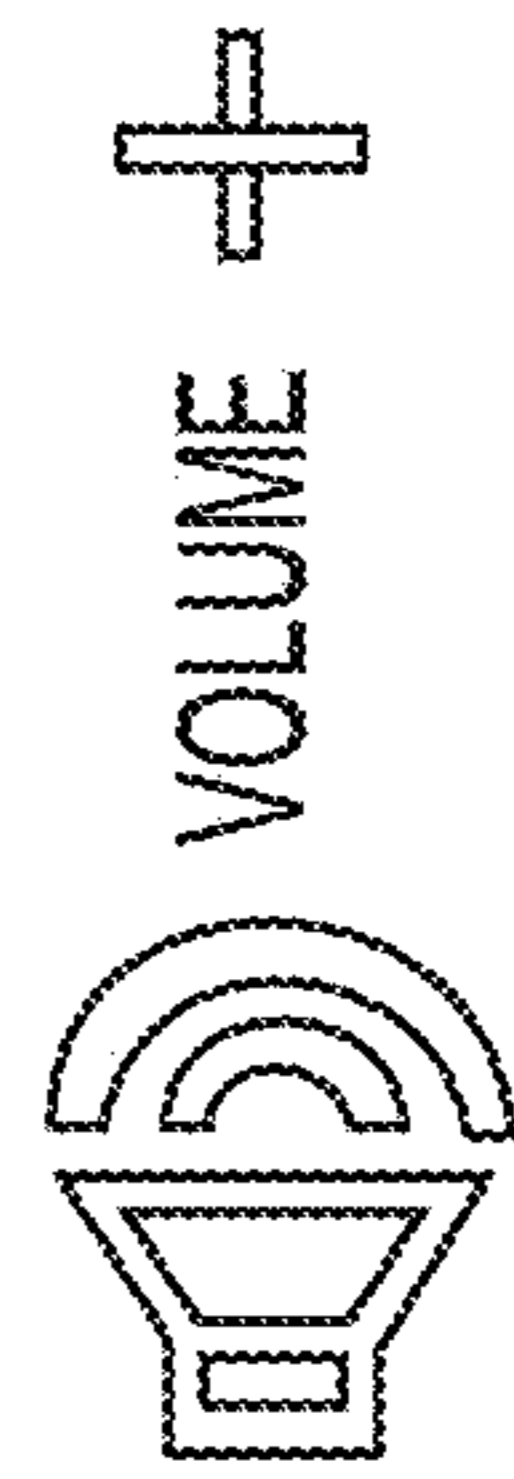
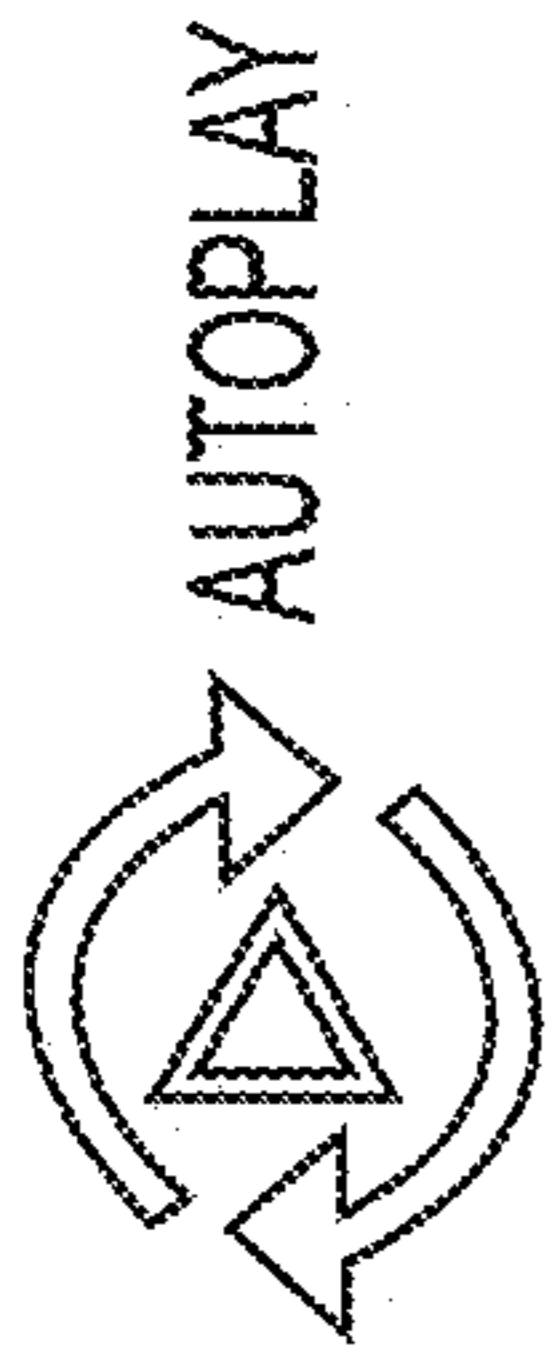



FIG. 36




FIG. 37



AUTOPLAY



SOURCE

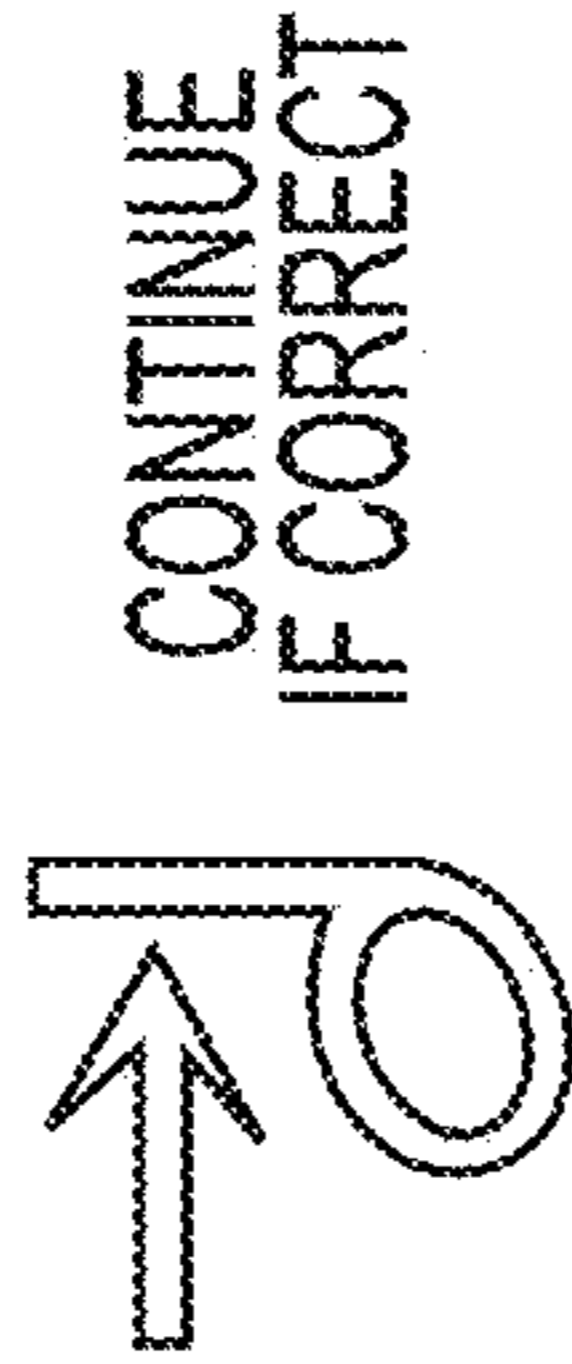


TWO-HAND MODE

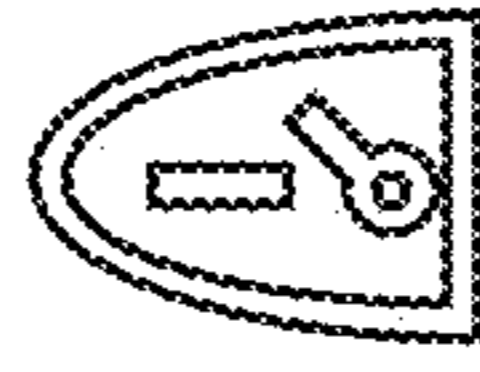
FIG. 38

FIG. 39

FIG. 40




CONTINUE
IF CORRECT



METRONOME

FIG. 42

FIG. 41



FORWARD

FIG. 44

BACK

FIG. 43

FIG. 45