



US00D901506S

(12) **United States Design Patent** (10) **Patent No.:** **US D901,506 S**  
**He** (45) **Date of Patent:** **\*\* Nov. 10, 2020**

(54) **DATA CABLE**  
(71) Applicant: **HuNan Jiangnan Electronics Technology Co., Ltd, Hunan (CN)**  
(72) Inventor: **Tiejun He, Hunan (CN)**  
(\*\*) Term: **15 Years**  
(21) Appl. No.: **29/687,764**  
(22) Filed: **Apr. 16, 2019**  
(51) **LOC (12) Cl.** ..... **14-99**  
(52) **U.S. Cl.**  
USPC ..... **D14/433; D13/133; D13/153**  
(58) **Field of Classification Search**  
USPC ..... D13/110, 118, 120, 123, 133,  
D13/137.1-137.4, 139.1-139.8, 146, 147,  
D13/153, 154, 184; D14/432, 433, 435.1,  
D14/438, 439  
CPC ..... H01R 25/00; H01R 25/003; H01R 27/00;  
H01R 27/02; H01R 31/005; H01R 24/28;  
H01R 24/20  
See application file for complete search history.

D698,316 S \* 1/2014 Yong ..... D13/147  
D705,174 S \* 5/2014 Wong ..... D13/147  
D712,836 S \* 9/2014 Lee ..... D13/133  
D779,492 S \* 2/2017 Lin ..... D14/433  
D818,439 S \* 5/2018 Kim ..... D13/153  
D823,260 S \* 7/2018 Petersen ..... D13/153  
D858,456 S \* 9/2019 Hanover ..... D13/153  
D882,524 S \* 4/2020 Rong ..... D13/153

\* cited by examiner

*Primary Examiner* — Jeffrey D Asch  
*Assistant Examiner* — Rebekah A Caruso  
(74) *Attorney, Agent, or Firm* — Prakash Nama; Global IP Services, PLLC

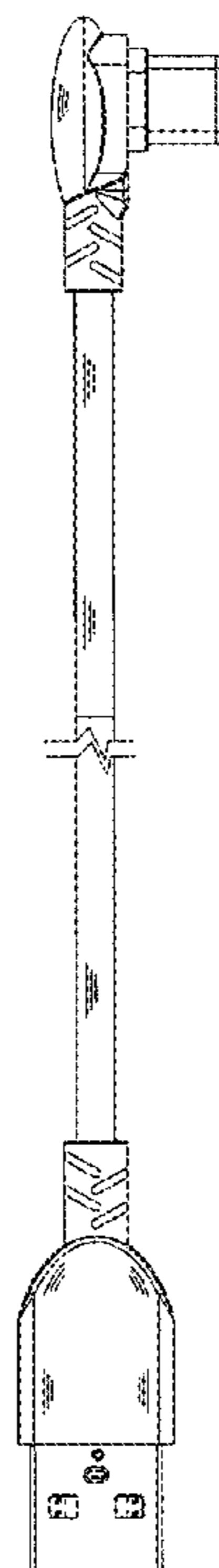
(57) **CLAIM**  
The ornamental design for a data cable, as shown and described.

**DESCRIPTION**

FIG. 1 is a front elevational view of a data cable showing my new design;  
FIG. 2 is a rear elevational view thereof;  
FIG. 3 is a left side view thereof;  
FIG. 4 is a right side view thereof;  
FIG. 5 is a top plan view thereof;  
FIG. 6 is a bottom plan view thereof;  
FIG. 7 is a perspective view thereof; and,  
FIG. 8 is another perspective view thereof.  
The broken lines shown within the connectors of the data cable form no part of the claimed design.  
The article is shown with a symbolic break in its length. The appearance of any portion of the article between the break lines forms no part of the claimed design.

**1 Claim, 8 Drawing Sheets**

(56) **References Cited**  
U.S. PATENT DOCUMENTS  
D349,099 S \* 7/1994 Robertson, Jr. .... D13/147  
D453,320 S \* 2/2002 Sugino ..... D13/147  
D553,092 S \* 10/2007 Arai ..... D13/147  
D618,178 S \* 6/2010 Andre ..... D13/147  
D632,261 S \* 2/2011 Andre ..... D13/147  
D641,323 S \* 7/2011 Kondo ..... D13/147  
D680,076 S \* 4/2013 McManigal ..... D13/147  
D691,563 S \* 10/2013 Yong ..... D13/147



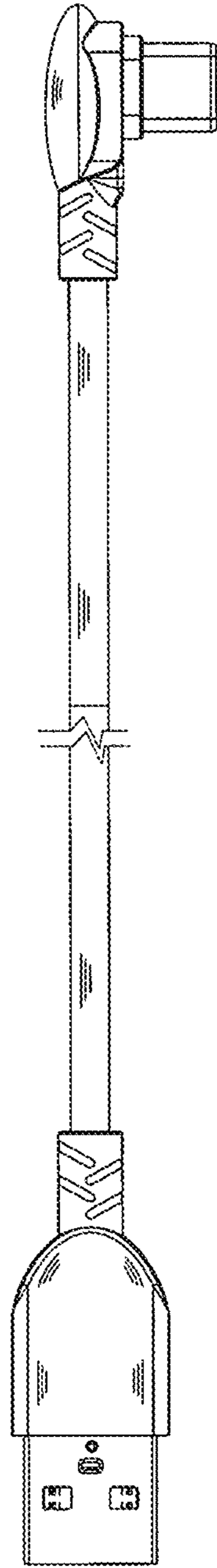


FIG. 1

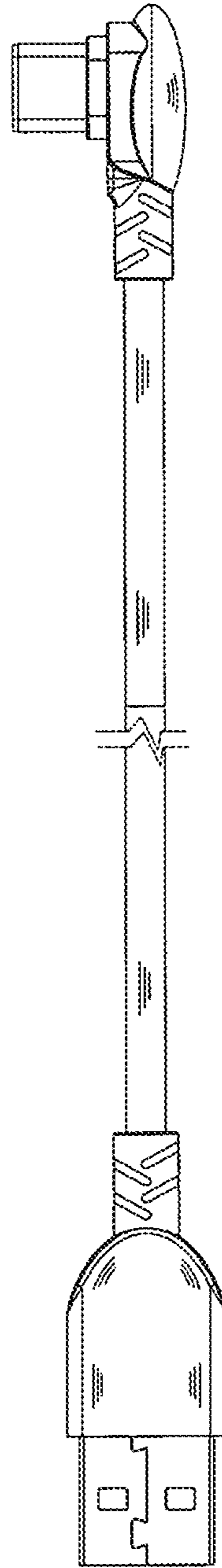


FIG. 2



FIG. 3



FIG. 4

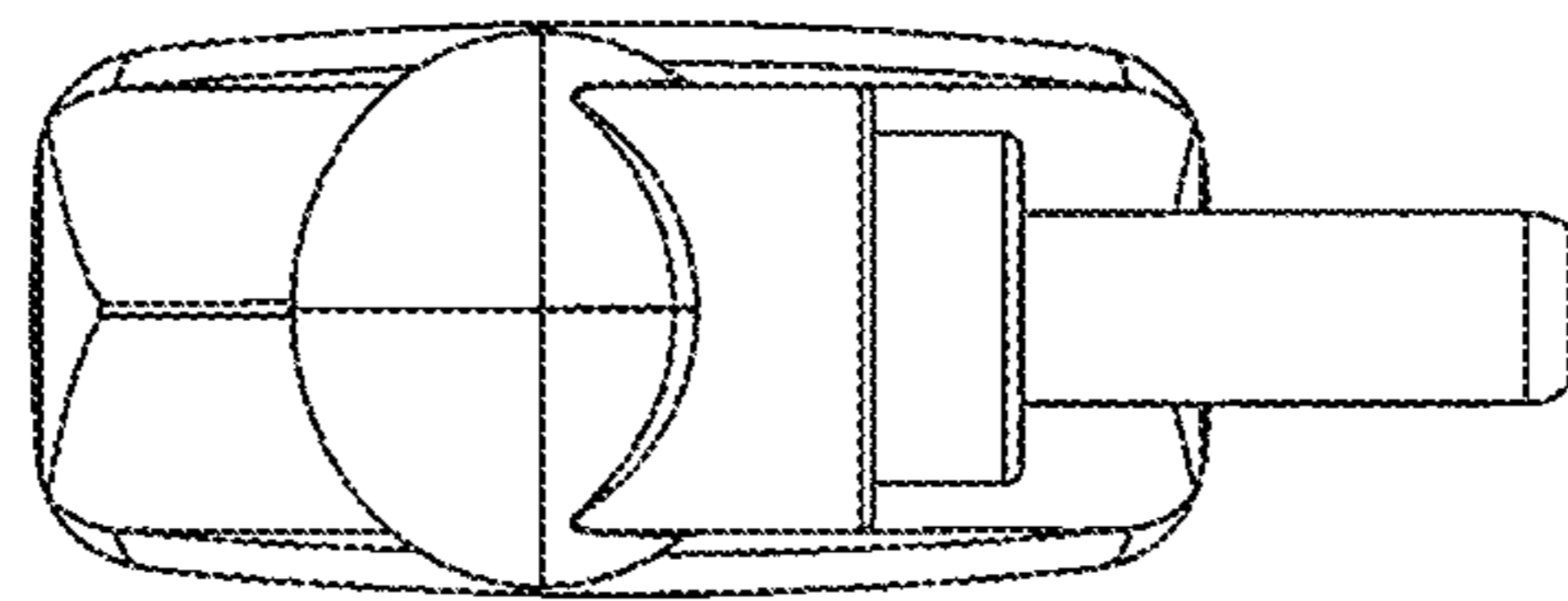


FIG. 5




FIG. 6

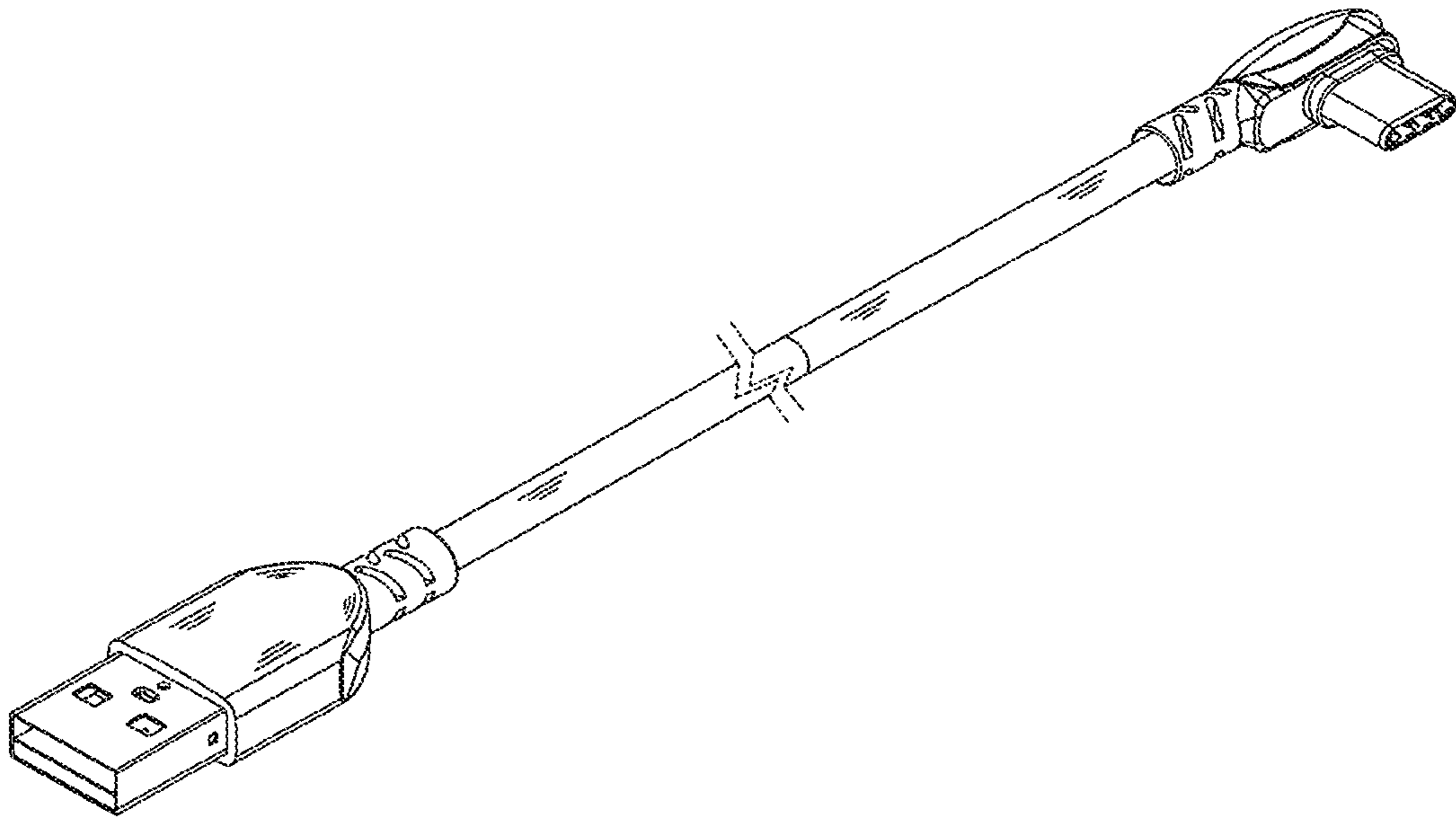


FIG. 7



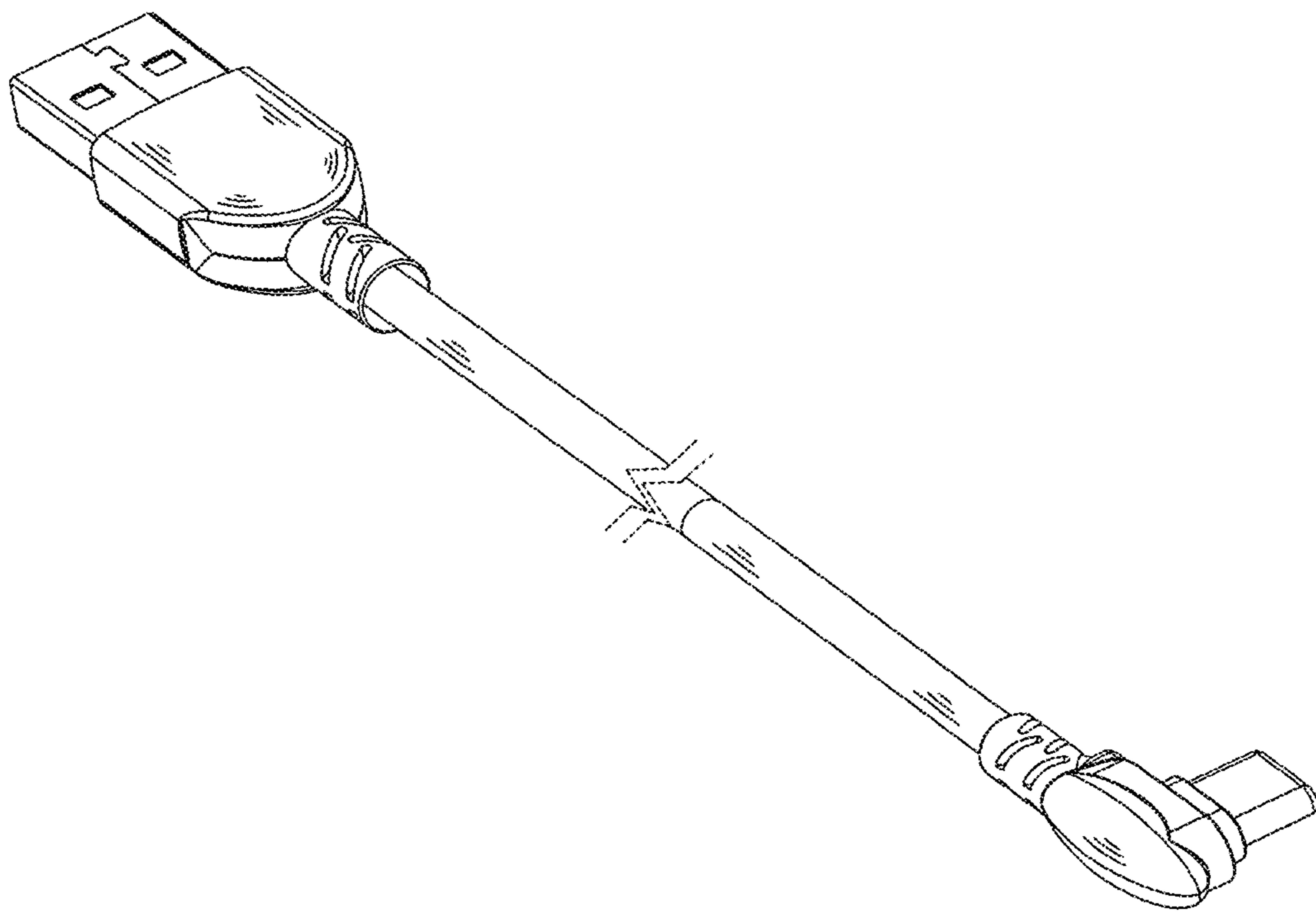


FIG. 8