

US00D901479S

(12) **United States Design Patent**  
**Altschul et al.**

(10) **Patent No.:** **US D901,479 S**

(45) **Date of Patent:** **\*\* Nov. 10, 2020**

(54) **CASE FOR A MOBILE COMMUNICATIONS DEVICE**

(71) Applicant: **Catalyst Medium Four, Inc.**, Austin, TX (US)

(72) Inventors: **Matthew Altschul**, Austin, TX (US);  
**Beejan Soheili**, Chula Vista, CA (US)

(73) Assignee: **CATALYST MEDIUM FOUR, INC.**, Austin, TX (US)

(\*\*) Term: **15 Years**

(21) Appl. No.: **29/699,521**

(22) Filed: **Jul. 26, 2019**

(51) **LOC (12) Cl.** ..... **14-03**

(52) **U.S. Cl.**  
USPC ..... **D14/250**

(58) **Field of Classification Search**  
USPC .... D14/217, 238.1, 240, 248, 250, 251–253,  
D14/439, 440, 447; D13/107–108, 103,  
D13/119; D3/201, 269, 273, 301, 218,  
D3/247, 303  
CPC ..... H04B 1/3888; H04M 1/0283;  
H04M 1/0202; A45C 1/06; A45C 11/00;  
A45C 13/02; A45C 2011/002; A45F  
2005/026; A45F 2200/0525; A45F  
2200/0516

See application file for complete search history.

(56) **References Cited**

**U.S. PATENT DOCUMENTS**

D581,151 S	*	11/2008	Aipa	.....	D3/201
D587,896 S	*	3/2009	Aipa	.....	D3/201
D639,260 S	*	6/2011	Carroll	.....	D14/138 G
D726,170 S	*	4/2015	Ng	.....	D14/250
D745,455 S	*	12/2015	Nook	.....	D13/107
D746,770 S	*	1/2016	Nook	.....	D13/107
D763,250 S	*	8/2016	Jannard	.....	D14/341

D766,819 S	*	9/2016	Gjovik	.....	D13/103
D772,857 S	*	11/2016	Poon	.....	D14/250
D775,615 S	*	1/2017	Tien	.....	D14/250
D776,105 S	*	1/2017	Han	.....	D14/250
D780,738 S	*	3/2017	Barfoot	.....	D14/250
D807,335 S	*	1/2018	Kitade	.....	D14/248
D812,600 S	*	3/2018	Altaras	.....	D14/250
9,917,935 B2	*	3/2018	Pizzo	.....	H04B 1/3888
D816,653 S	*	5/2018	Yu	.....	D14/250
D828,320 S	*	9/2018	Tschopp	.....	D14/138 G
D831,636 S	*	10/2018	Zhu	.....	D14/250
D839,255 S	*	1/2019	Roberts	.....	D14/250

(Continued)

*Primary Examiner* — Khawaja Anwar

*Assistant Examiner* — Mojtaba Tehrani

(74) *Attorney, Agent, or Firm* — Scheinberg & Associates, PC; John B. Kelly

(57) **CLAIM**

We claim the ornamental design for a case for a mobile communications device, as shown and described.

**DESCRIPTION**

FIG. 1 is a front perspective view of a case for a mobile communications device according to the present design.

FIG. 2 is a back perspective view thereof.

FIG. 3 is a back plan view thereof.

FIG. 4 is a front plan view thereof.

FIG. 5 is a side elevation view thereof.

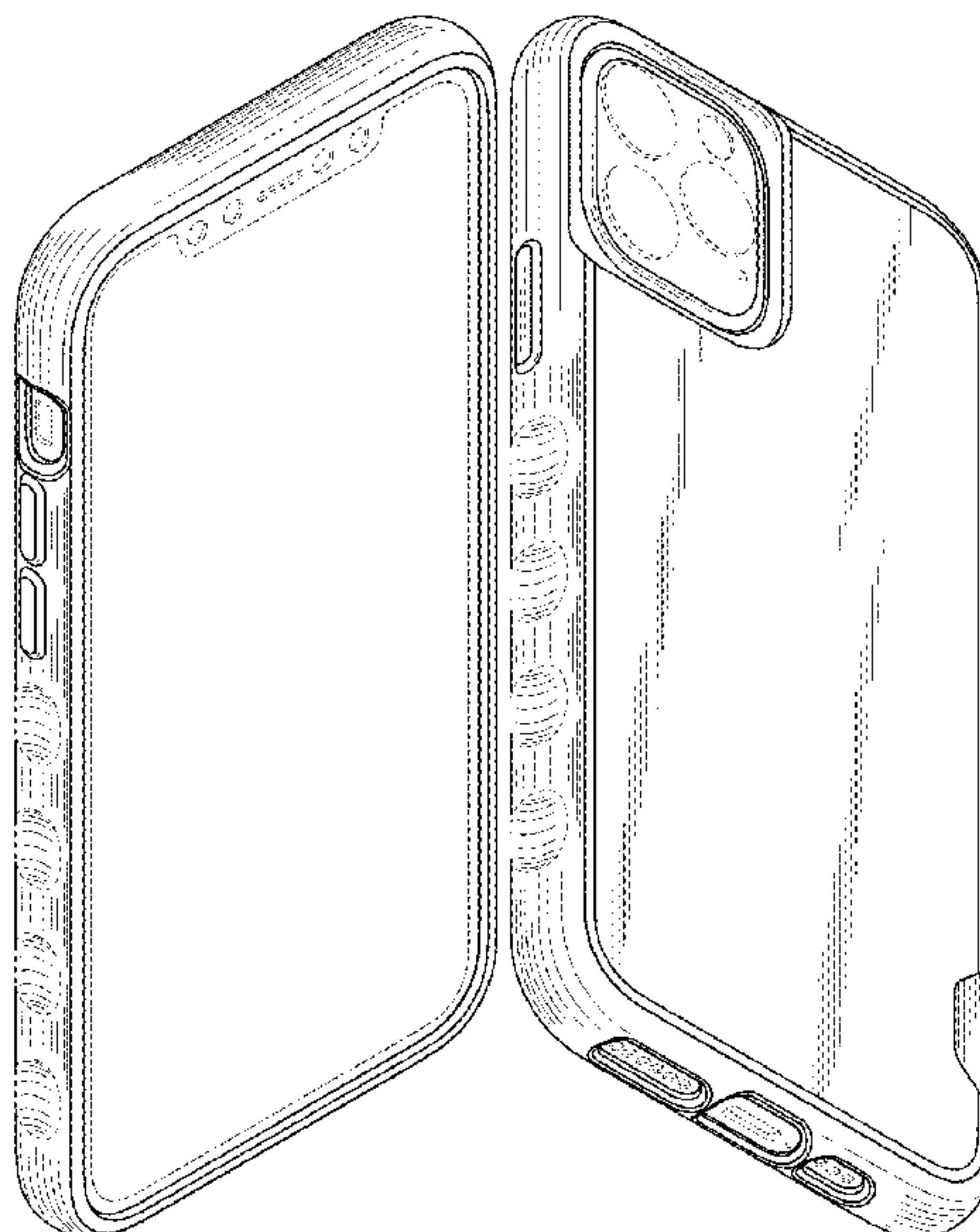
FIG. 6 is a side elevation view thereof, the side being the side opposite of the side shown in FIG. 5.

FIG. 7 is a top elevation view thereof; and,

FIG. 8 is bottom elevation view thereof.

The broken lines depicting portions of a mobile communications device represent environmental subject matter that forms no part of the claimed design. The broken line features on the side surfaces of the article represent portions of the case for a mobile communications device that form no part of the claimed design.

**1 Claim, 3 Drawing Sheets**



(56)

## References Cited

## U.S. PATENT DOCUMENTS

D846,542 S \* 4/2019 Sasaki ..... D14/250  
D848,366 S \* 5/2019 Lian ..... D13/108  
D852,201 S \* 6/2019 Chan ..... D14/440  
D863,278 S \* 10/2019 Ravid ..... D14/250  
D865,739 S \* 11/2019 Altschul ..... D14/250  
D865,740 S \* 11/2019 Altschul ..... D14/250  
D867,985 S \* 11/2019 Nook ..... D13/107  
10,470,544 B2 \* 11/2019 Adrain ..... A45C 15/00  
D873,785 S \* 1/2020 Jannard ..... D14/138 G  
D876,420 S \* 2/2020 Armstrong ..... D14/250  
D876,421 S \* 2/2020 Armstrong ..... D14/250  
D877,727 S \* 3/2020 Armstrong ..... D14/250  
D879,760 S \* 3/2020 Altschul ..... D14/250  
D882,559 S \* 4/2020 Truong ..... D14/250  
D886,088 S \* 6/2020 Jannard ..... D14/248  
D888,031 S \* 6/2020 Armstrong ..... D14/250  
D888,032 S \* 6/2020 Armstrong ..... D14/250  
D888,063 S \* 6/2020 Chan ..... D14/440  
2014/0268519 A1 \* 9/2014 Huang ..... H04B 1/3888  
361/679.01  
2015/0256655 A1 \* 9/2015 Jannard ..... G06F 1/1626  
455/575.8  
2015/0355684 A1 \* 12/2015 Nakamura ..... G06F 1/1671  
361/679.3  
2016/0021996 A1 \* 1/2016 Tien ..... A45C 11/00  
224/191  
2019/0014319 A1 \* 1/2019 Jannard ..... H04N 19/13

\* cited by examiner




FIG. 2




FIG. 1




FIG. 4

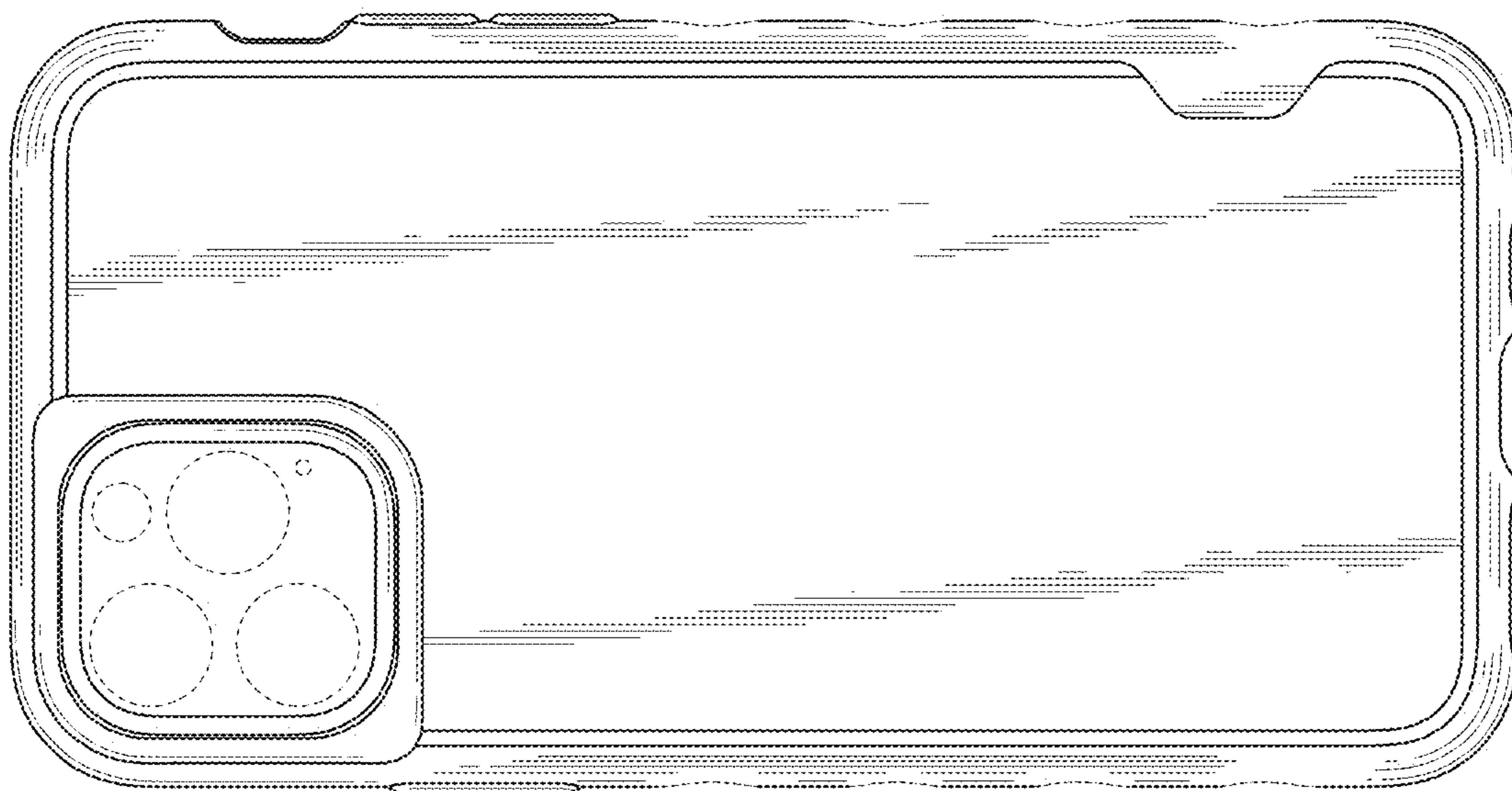


FIG. 3



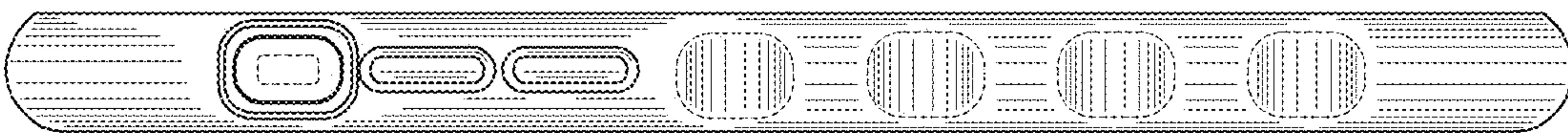


FIG. 5

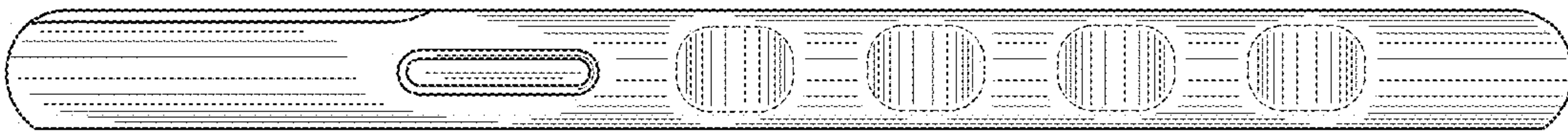


FIG. 6



FIG. 7

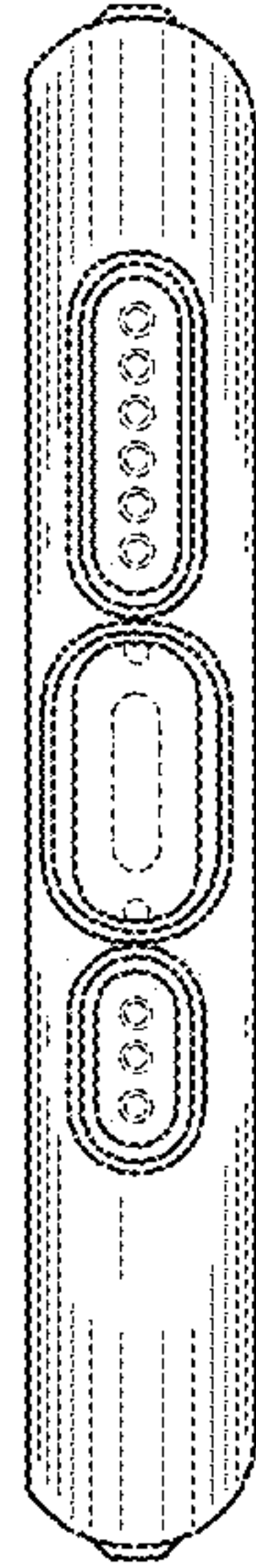


FIG. 8