



US00D901473S

(12) **United States Design Patent** (10) **Patent No.:** **US D901,473 S**  
**Liang** (45) **Date of Patent:** **\*\* Nov. 10, 2020**

(54) **MOBILE PHONE**  
(71) Applicant: **LENOVO (BEIJING) CO., LTD.,**  
Beijing (CN)  
(72) Inventor: **Jun Liang,** Beijing (CN)  
(73) Assignee: **Lenovo (Beijing) Co., Ltd.,** Beijing  
(CN)  
(\*\*) Term: **15 Years**  
(21) Appl. No.: **29/686,915**

D711,339 S \* 8/2014 Yang ..... D14/138 G  
D719,124 S \* 12/2014 Kim ..... D14/138 AD  
D724,045 S \* 3/2015 Fujimura ..... D14/138 G  
D739,841 S \* 9/2015 Kim ..... D14/138 G  
D740,776 S \* 10/2015 Kim ..... D14/138 AD  
D743,367 S \* 11/2015 Kim ..... D14/138 G  
D751,523 S \* 3/2016 Min ..... D14/138 G  
D785,589 S \* 5/2017 Zuffo ..... D14/138 G  
D788,059 S \* 5/2017 Seo ..... D14/138 G  
D794,590 S \* 8/2017 Pierce ..... D14/138 G  
D794,593 S \* 8/2017 Lee ..... D14/138 G  
D824,869 S \* 8/2018 Kim ..... D14/138 G  
D830,987 S \* 10/2018 Choe ..... D14/138 G  
D832,807 S \* 11/2018 Xu ..... D14/138 G  
D863,246 S \* 10/2019 Fan ..... D14/138 AD

(Continued)

(22) Filed: **Apr. 9, 2019**  
(30) **Foreign Application Priority Data**  
Oct. 9, 2018 (CN) ..... 2018 3 0562854  
(51) **LOC (12) Cl.** ..... **14-03**  
(52) **U.S. Cl.**  
USPC ..... **D14/248**  
(58) **Field of Classification Search**  
USPC ..... D14/138 G, 138 AD, 138 AB, 248, 341,  
D14/371, 374, 138 R, 138 AA, 138 AC,  
D14/138 C, 247  
CPC ..... H04M 1/0202; H04M 1/0235; H04M  
1/0237; H04M 1/0239; H04M 1/0266;  
H04M 1/0268; H04M 1/027; H04M  
1/0295; H04M 1/02; H04M 1/0279;  
H04M 1/0283  
See application file for complete search history.

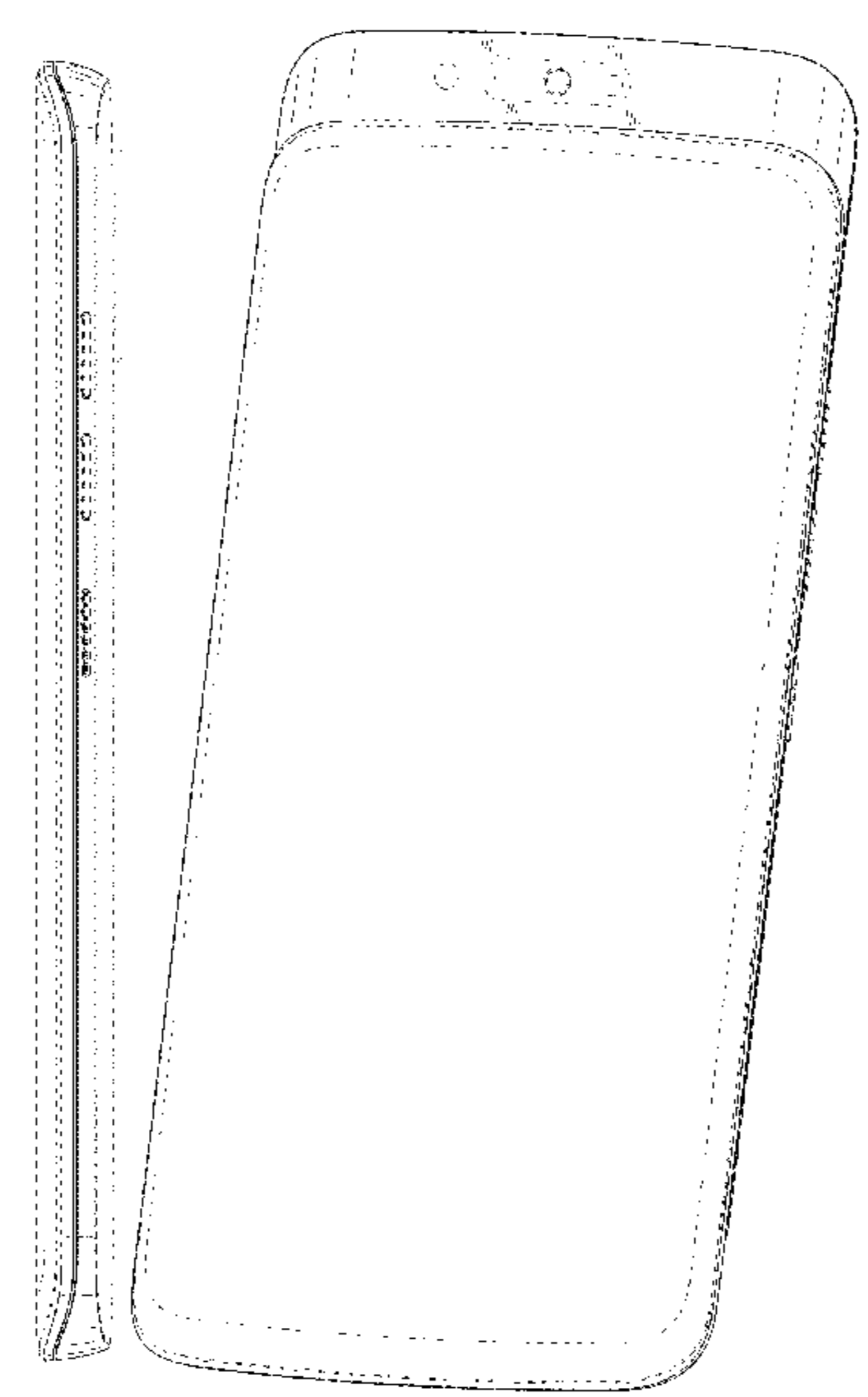
*Primary Examiner* — Bridget L Eland  
(74) *Attorney, Agent, or Firm* — Oppedahl Patent Law  
Firm LLC

(57) **CLAIM**  
The ornamental design for a mobile phone, as shown and  
described.

**DESCRIPTION**  
FIG. 1 is a front view of a mobile phone showing my new  
design;  
FIG. 2 is a back view thereof;  
FIG. 3 is a left side view thereof;  
FIG. 4 is a right side view thereof;  
FIG. 5 is a top view thereof;  
FIG. 6 is a bottom view thereof;  
FIG. 7 is a front perspective view thereof;  
FIG. 8 is back perspective view thereof;  
FIG. 9 is a front perspective view thereof showing the design  
in an open position; and,  
FIG. 10 is a back perspective view thereof showing the  
design in an open position.  
The broken lines shown in the drawings illustrate portions of  
the mobile phone that form no part of the claimed design.

(56) **References Cited**  
U.S. PATENT DOCUMENTS  
D578,503 S \* 10/2008 Shin ..... D14/138 AD  
D629,779 S \* 12/2010 Ahn ..... D14/138 AD  
D654,461 S \* 2/2012 Kim ..... D14/138 AD  
D656,477 S \* 3/2012 Yi ..... D14/138 G  
D676,400 S \* 2/2013 Kitamura ..... D14/138 G

**1 Claim, 10 Drawing Sheets**



(56)

**References Cited**

U.S. PATENT DOCUMENTS

D866,497 S \* 11/2019 Kim ..... D14/138 G  
D879,733 S \* 3/2020 Fan ..... D14/138 AD  
D879,734 S \* 3/2020 Fan ..... D14/138 AD  
D879,735 S \* 3/2020 Fan ..... D14/138 AD  
D881,830 S \* 4/2020 Fan ..... D14/138 AD  
2020/0154005 A1\* 5/2020 Han ..... H04N 5/2253

\* cited by examiner



FIG. 1




FIG. 2

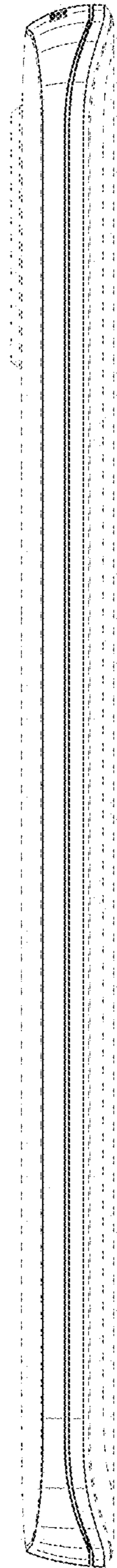


FIG. 3




FIG. 4




FIG. 5

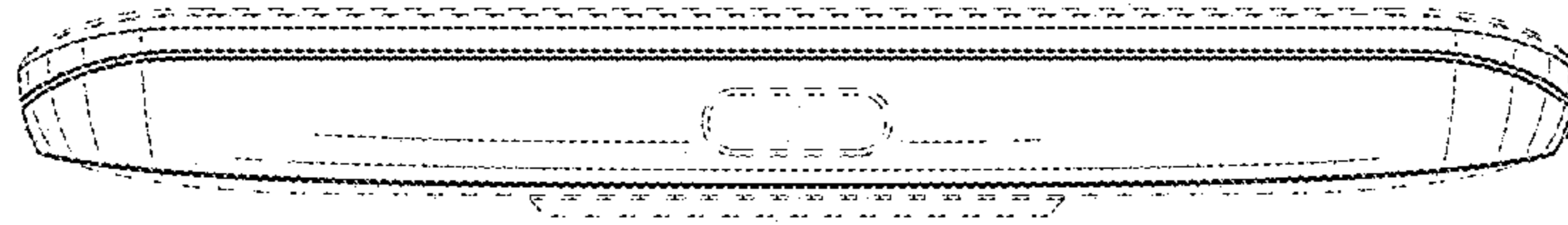


FIG. 6






FIG. 7

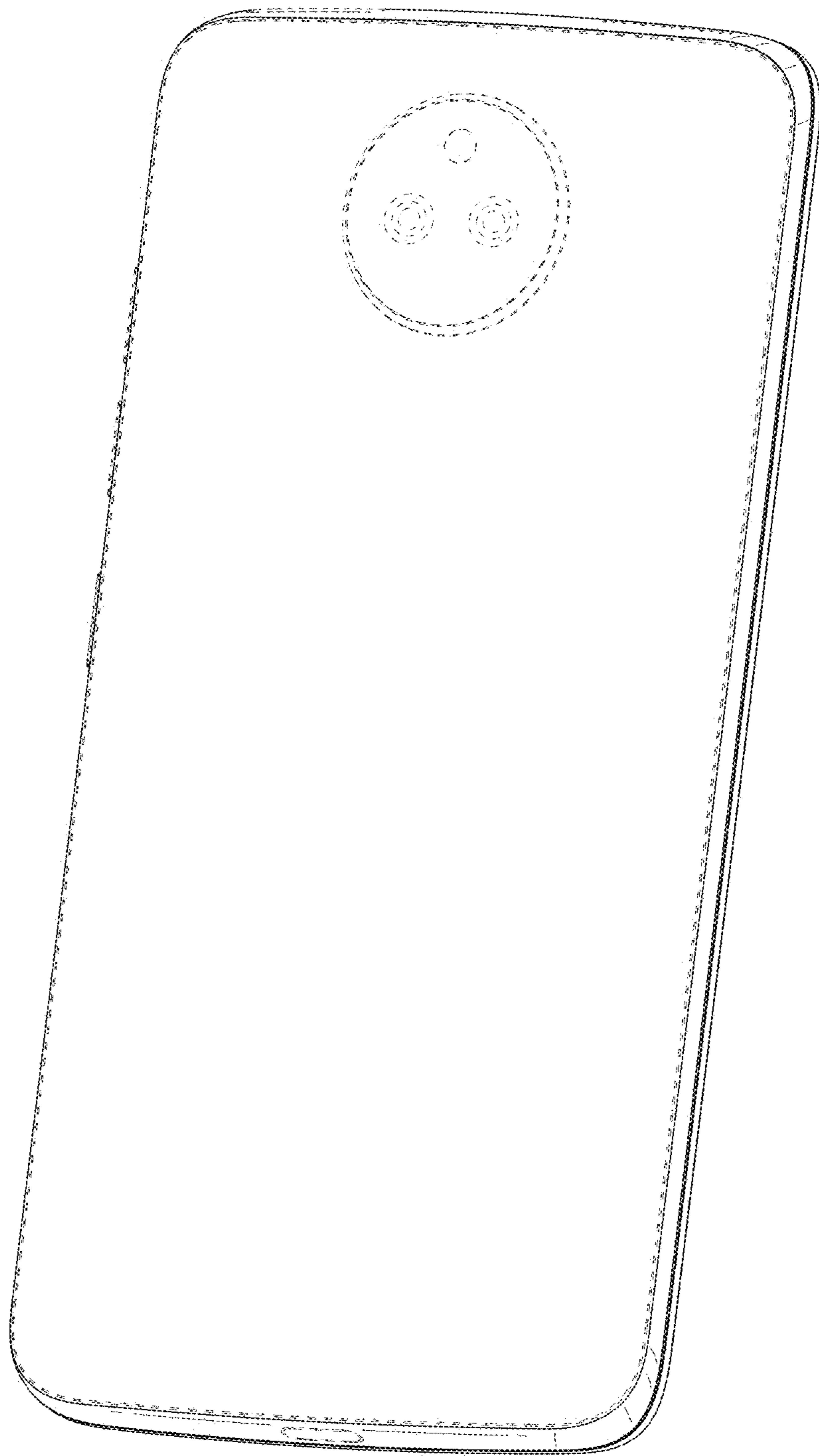


FIG. 8

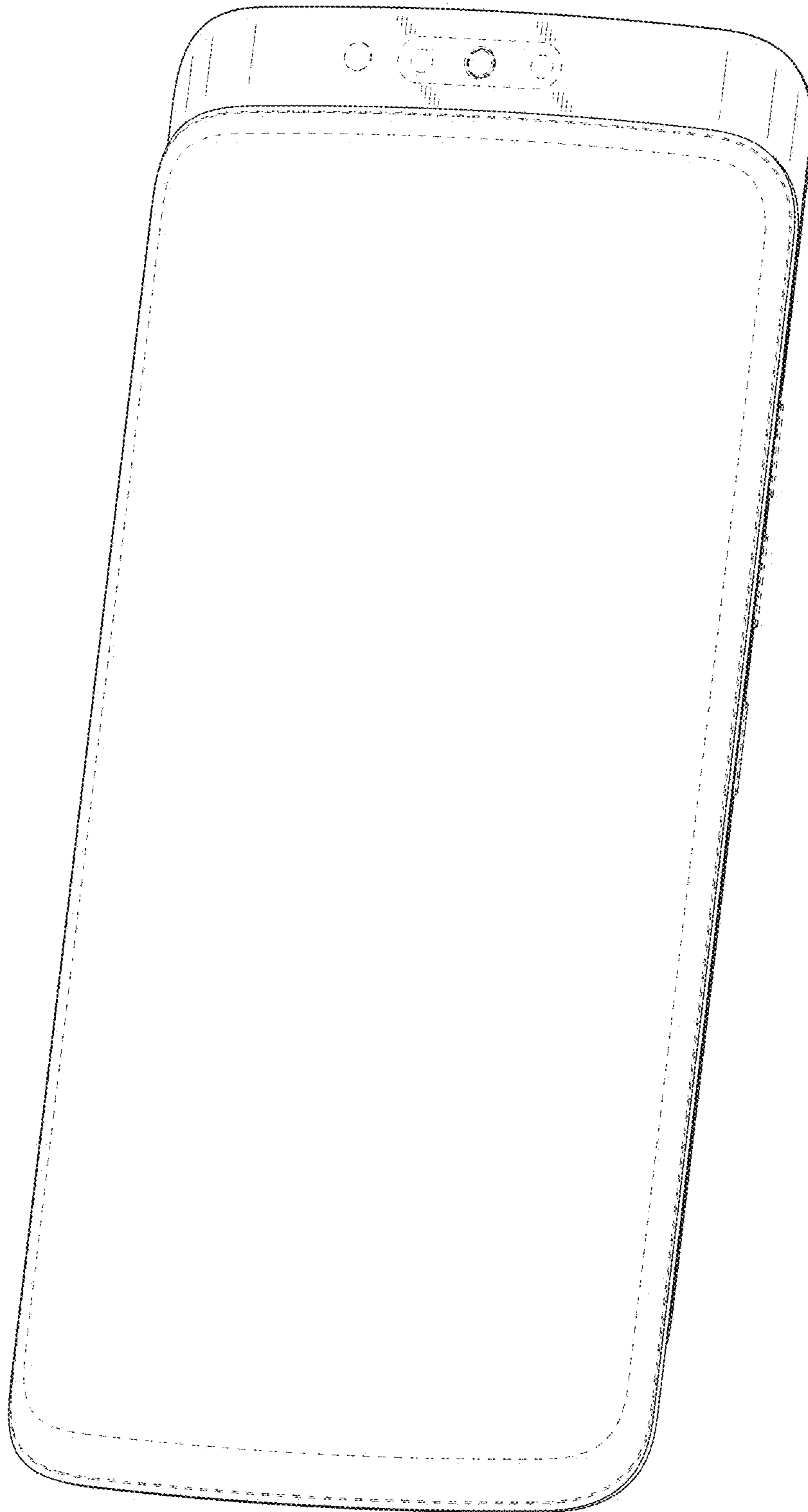


FIG. 9

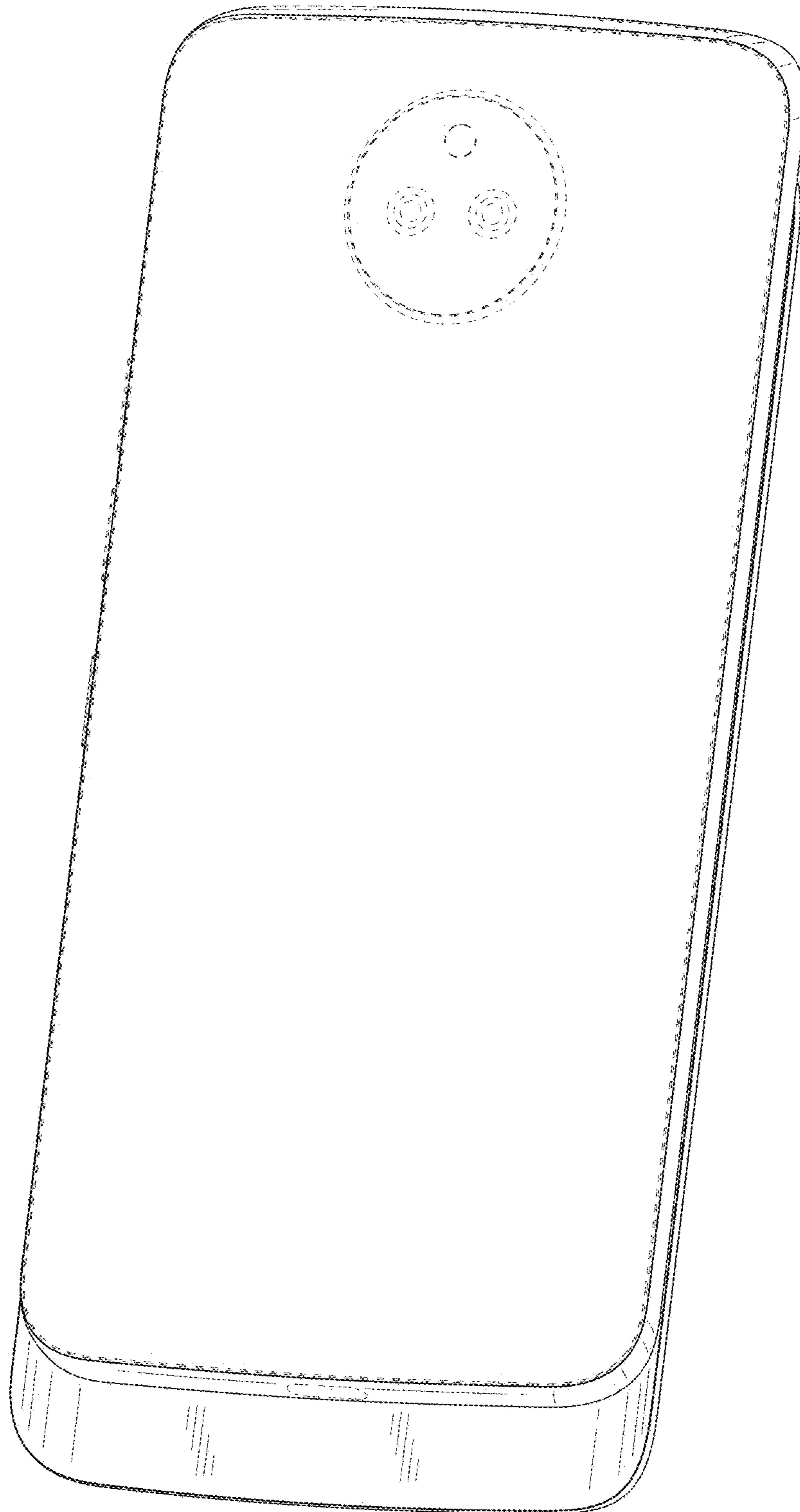


FIG. 10