



US00D901449S

(12) **United States Design Patent** (10) **Patent No.:** **US D901,449 S**
Moon (45) **Date of Patent:** **** Nov. 10, 2020**

(54) **WIRELESS PRESENTER**
(71) Applicant: **MORRIS CORPORATION,**
Inchon-shi (KR)
(72) Inventor: **Yoon-ho Moon,** Seoul (KR)
(73) Assignee: **MORRIS CORPORATION,**
Inchon-shi (KR)
(**) Term: **15 Years**

D739,360 S * 9/2015 Shippen D13/168
D797,743 S * 9/2017 Awad D14/412
D799,450 S * 10/2017 Lee D14/218
D805,484 S * 12/2017 Bristol D13/168
D813,203 S * 3/2018 Hardi D14/218
D827,613 S * 9/2018 Seo D14/218
D828,337 S * 9/2018 Li D14/218
D856,979 S * 8/2019 Seo D14/218

(21) Appl. No.: **29/668,111**
(22) Filed: **Oct. 26, 2018**
(51) **LOC (12) Cl.** **14-03**
(52) **U.S. Cl.**
USPC **D14/218**
(58) **Field of Classification Search**
USPC D14/218, 401; D13/168; D21/333;
D32/40
CPC G06F 3/0219; G06F 1/16; G06F 3/0202;
G09G 5/00; G05B 19/02; G06Q 50/00
See application file for complete search history.

FOREIGN PATENT DOCUMENTS

KR 30097991.0000 * 11/2018

OTHER PUBLICATIONS

Kensington Wireless Presenter, B&H Photo website 2019, https://www.bhphotovideo.com/...y&Isft=B1%3A514&gclid=CjwKCAjwk93rBRBLEiwAcMapUWLxVB0u5x0yVm8_YGIQagpzEzbX775YXKv2mlhuzhZnPbFT30FavRoCp4sQAvD_BwE, site visited Sep. 10, 2019 (Year: 2019).*

* cited by examiner

Primary Examiner — John R Yeh
(74) *Attorney, Agent, or Firm* — Intellectual Property Law Group LLP

(56) **References Cited**
U.S. PATENT DOCUMENTS

D368,475 S * 4/1996 Scott D14/218
5,767,841 A * 6/1998 Hartman G06F 3/03549
345/167
D435,545 S * 12/2000 Uehara D14/218
D509,481 S * 9/2005 Murtaugh D13/168
D512,027 S * 11/2005 Sarasjoki D13/168
D513,234 S * 12/2005 Martin D13/168
D519,494 S * 4/2006 An D14/218
D550,168 S * 9/2007 Chang D13/168
D569,814 S * 5/2008 Ikeda D13/168
D570,792 S * 6/2008 Leung D13/168
D570,793 S * 6/2008 Ikeda D13/168
D576,113 S * 9/2008 Kindle D13/168
D580,413 S * 11/2008 Tsao D13/168
D662,477 S * 6/2012 Hagan D13/168
D671,505 S * 11/2012 Clark D13/168
D698,754 S * 2/2014 Vuillet D13/168

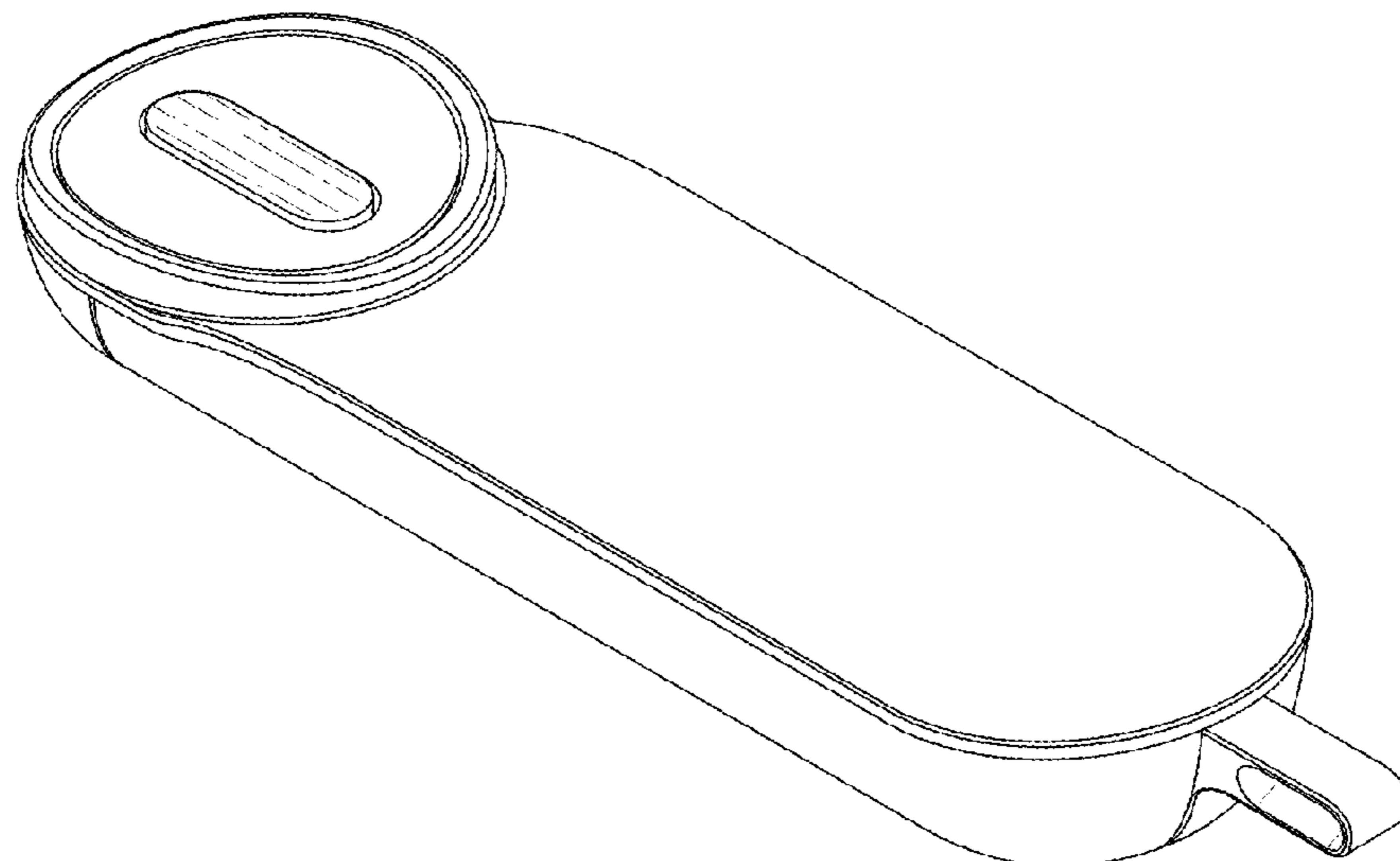
(57) **CLAIM**

The ornamental design for a wireless presenter, as shown and described.

DESCRIPTION

FIG. 1 is a perspective view of a wireless presenter, embodying my new design;
FIG. 2 is a front elevational view thereof;
FIG. 3 is a rear elevational view thereof;
FIG. 4 is a left side elevational view thereof;
FIG. 5 is a right side elevational view thereof;
FIG. 6 is a top plan view thereof;
FIG. 7 is a bottom plan view thereof; and,
FIG. 8 is an exploded perspective view thereof.

1 Claim, 3 Drawing Sheets



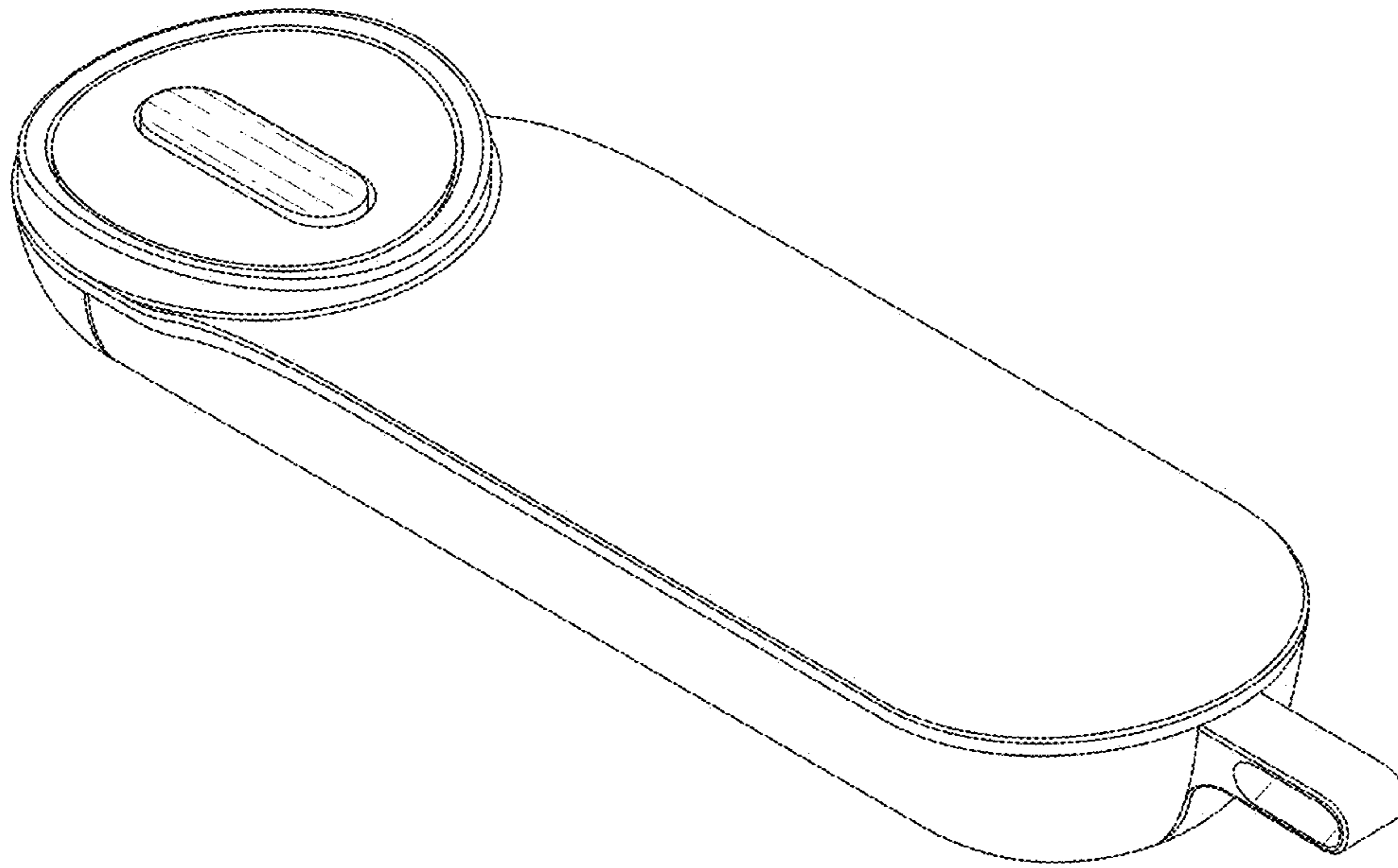


FIG. 1

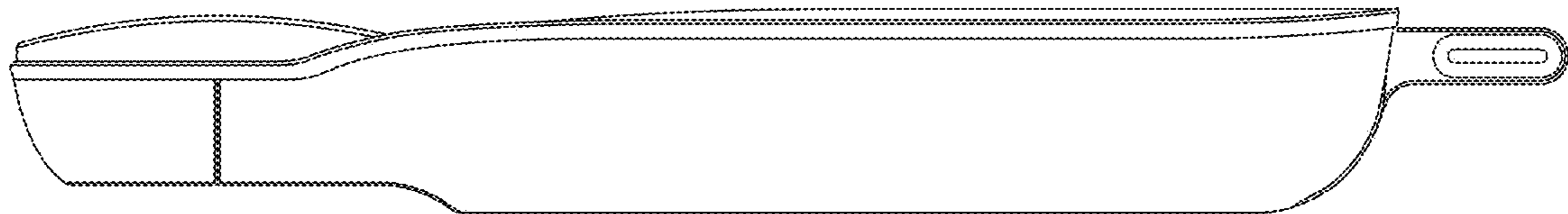


FIG. 2

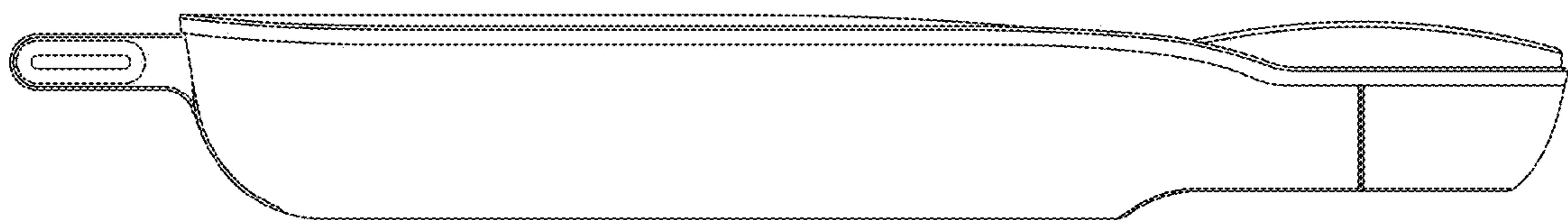


FIG. 3

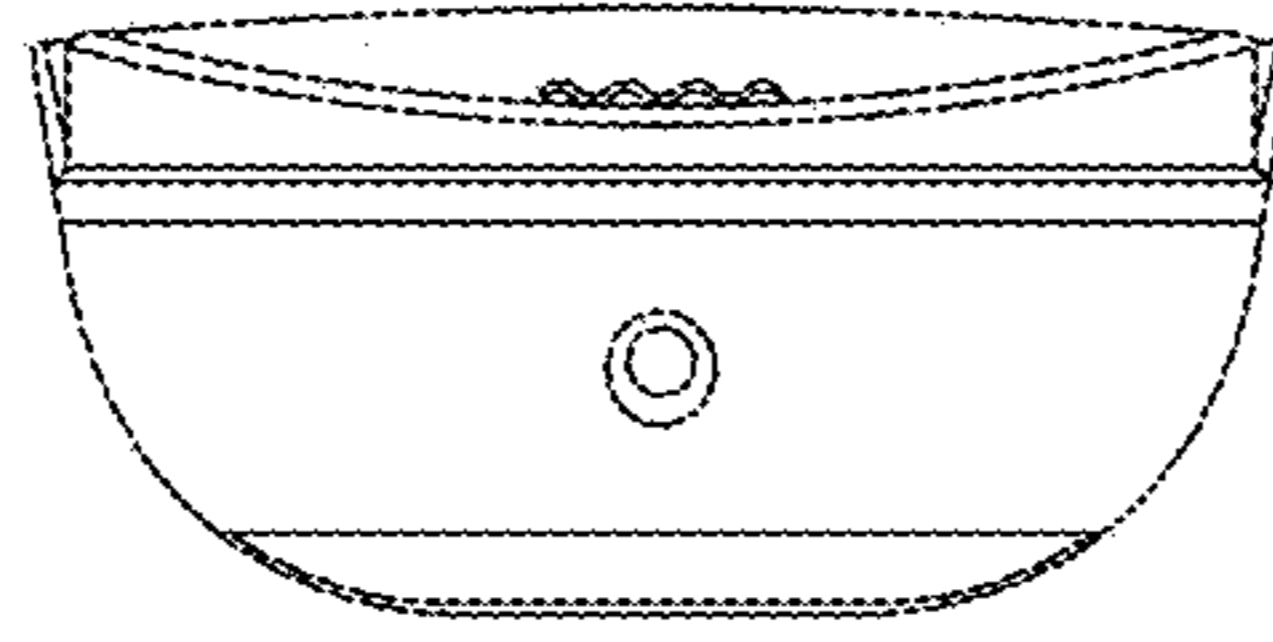


FIG. 4

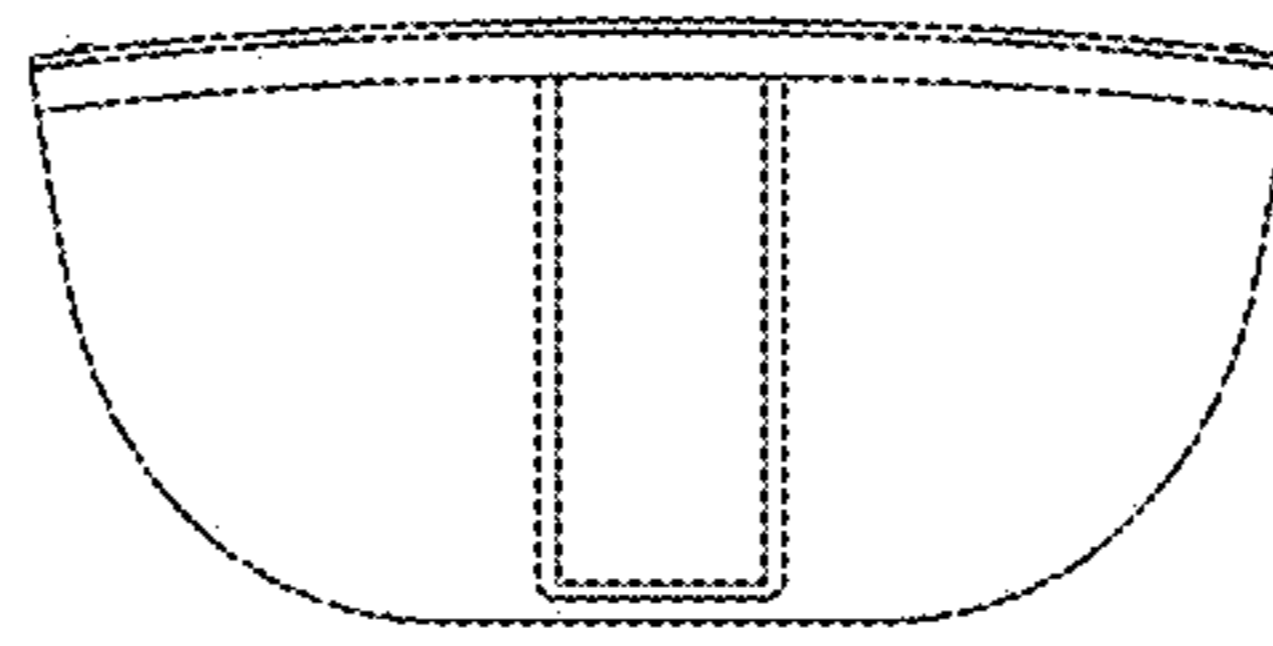


FIG. 5




FIG. 6




FIG. 7

