



US00D901433S

(12) **United States Design Patent** (10) **Patent No.:** **US D901,433 S**  
**Jeong** (45) **Date of Patent:** **\*\* Nov. 10, 2020**

(54) **DIGITAL AUDIO PLAYER**

- (71) Applicant: **Dreamus Company**, Seoul (KR)
- (72) Inventor: **Jong Min Jeong**, Seoul (KR)
- (73) Assignee: **DREAMUS COMPANY**, Seoul (KR)
- (\*\*) Term: **15 Years**

(21) Appl. No.: **29/702,022**

(22) Filed: **Aug. 16, 2019**

(30) **Foreign Application Priority Data**

Aug. 9, 2019 (KR) ..... 30-2019-0038090

(51) **LOC (12) Cl.** ..... **14-03**

(52) **U.S. Cl.**  
USPC ..... **D14/203.7**

(58) **Field of Classification Search**  
USPC ..... D14/496–511, 168–172, 188–196,  
D14/203.1–203.8, 204, 207, 209.1–216,  
D14/217; 455/575.1, 575.8, 93, 95, 100  
CPC ..... B60K 35/00; B60K 37/00; B60K 37/02;  
B60K 37/06; B60R 11/02; G11B 17/02;  
G11B 17/04

See application file for complete search history.

(56) **References Cited**

**U.S. PATENT DOCUMENTS**

D717,763 S	*	11/2014	Han	.....	D14/203.7
D747,288 S	*	1/2016	Han	.....	D14/203.3
D772,839 S	*	11/2016	Kim	.....	D14/203.7
D787,468 S	*	5/2017	Lee	.....	D14/203.7
D792,371 S	*	7/2017	Kim	.....	D14/203.7
D808,357 S	*	1/2018	Kim	.....	D14/203.7
D828,324 S	*	9/2018	Jeong	.....	D14/203.7
D839,234 S	*	1/2019	Bian	.....	D14/203.7

**OTHER PUBLICATIONS**

[Supportive Materials for Exception to Loss of Novelty] “Astell & Kern Launches Four New Products at High End 2019 Munich”, Astell&Kern US Online Shop, published on May 7, 2019 for the corresponding Korean Design Application 30-2019-0038090.

\* cited by examiner

*Primary Examiner* — Sandra L Morris

(74) *Attorney, Agent, or Firm* — Hauptman Ham, LLP

(57) **CLAIM**

The ornamental design for a digital audio player, as shown and described.

**DESCRIPTION**

FIG. 1 is a perspective view of a digital audio player showing in my design;  
FIG. 2 is another perspective view of the digital audio player of FIG. 1;  
FIG. 3 is another perspective view of the digital audio player of FIG. 1;  
FIG. 4 is a front view of the digital audio player of FIG. 1;  
FIG. 5 is a rear view of the digital audio player of FIG. 1;  
FIG. 6 is a left side view of the digital audio player of FIG. 1;  
FIG. 7 is a right side view of the digital audio player of FIG. 1;  
FIG. 8 is a top view of the digital audio player of FIG. 1;  
FIG. 9 is a bottom view of the digital audio player of FIG. 1; and,  
FIG. 10 is an enlarged view of a portion indicated by the reference numeral 10 in FIG. 1.

**1 Claim, 9 Drawing Sheets**

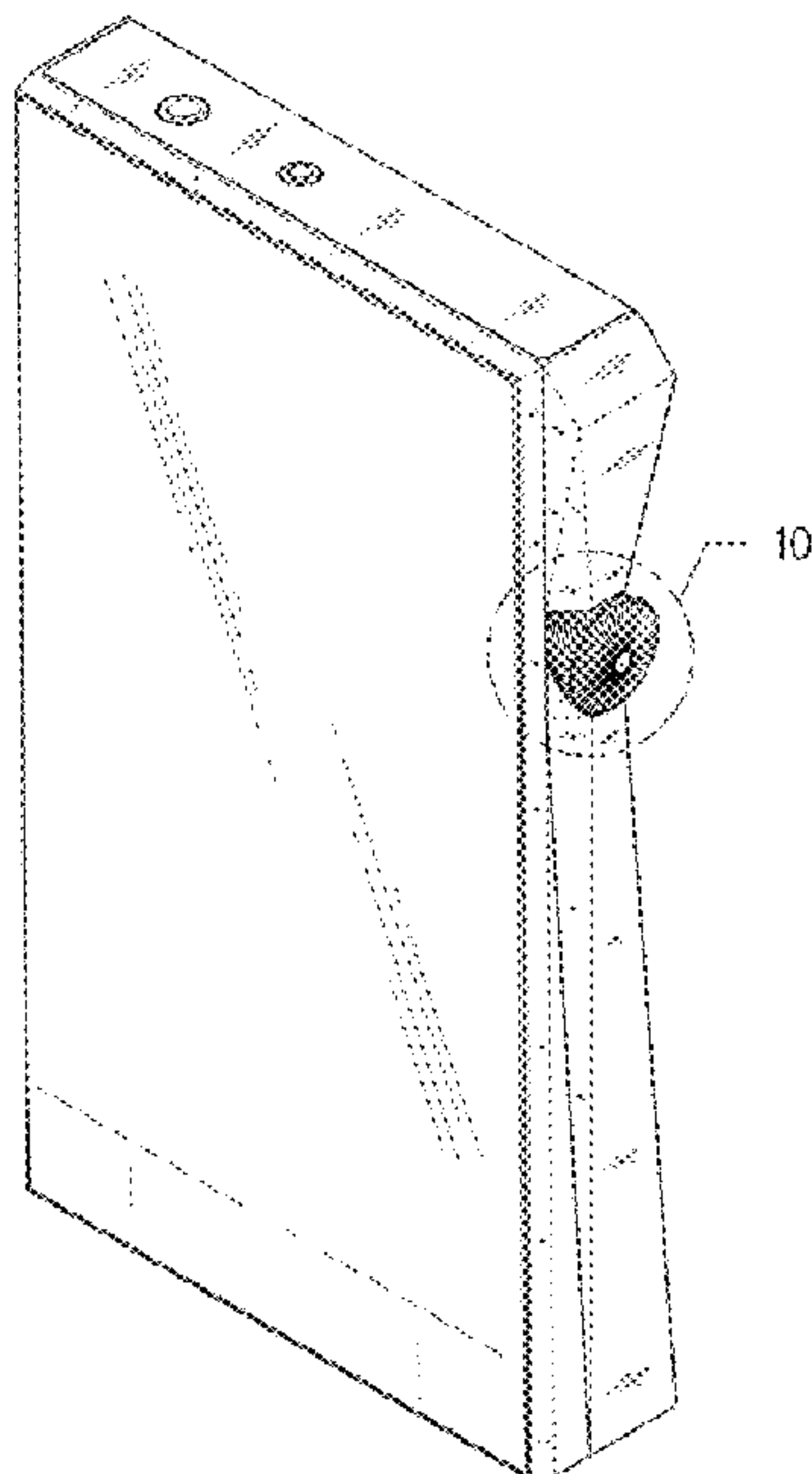


FIG. 1

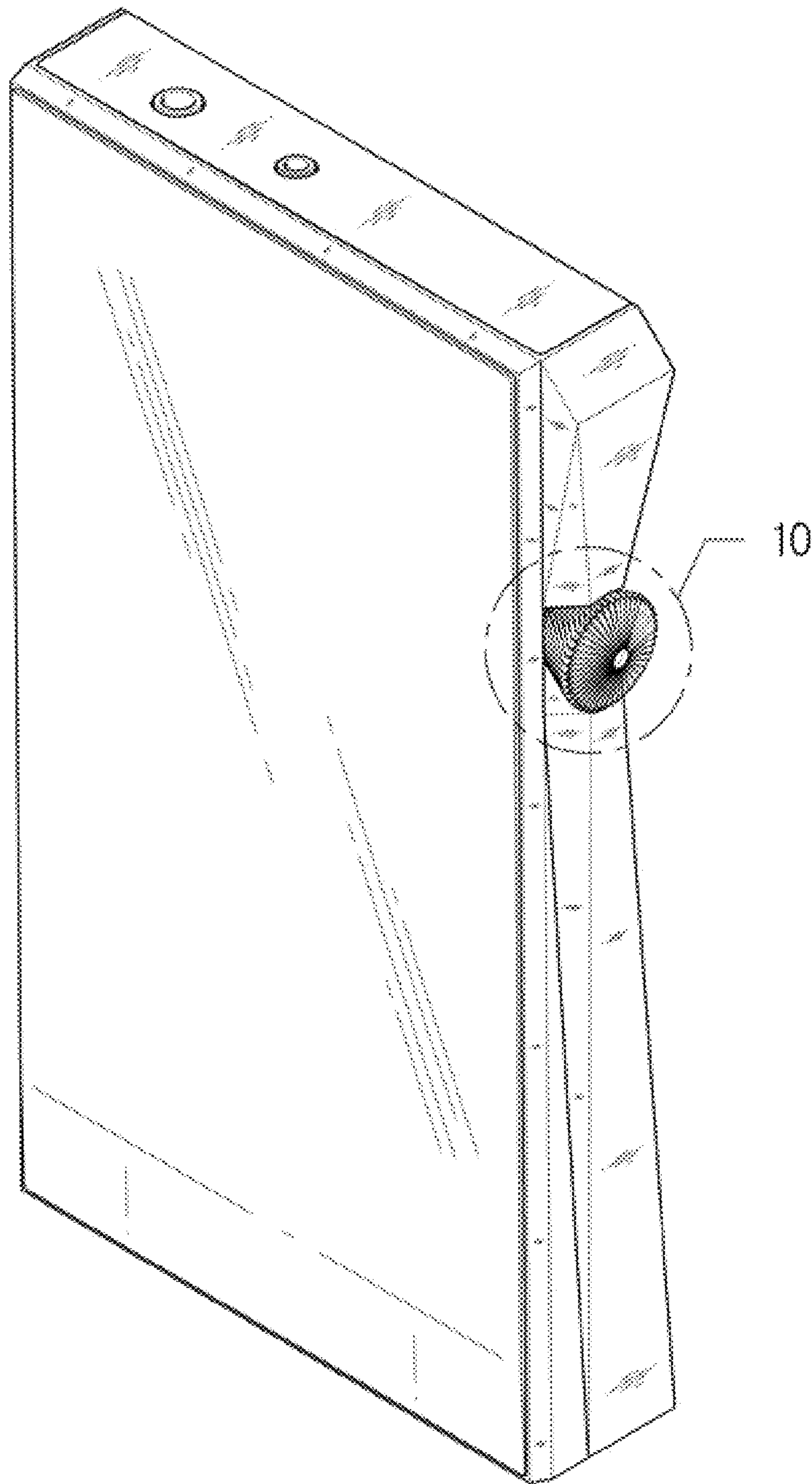


FIG. 2




FIG. 3

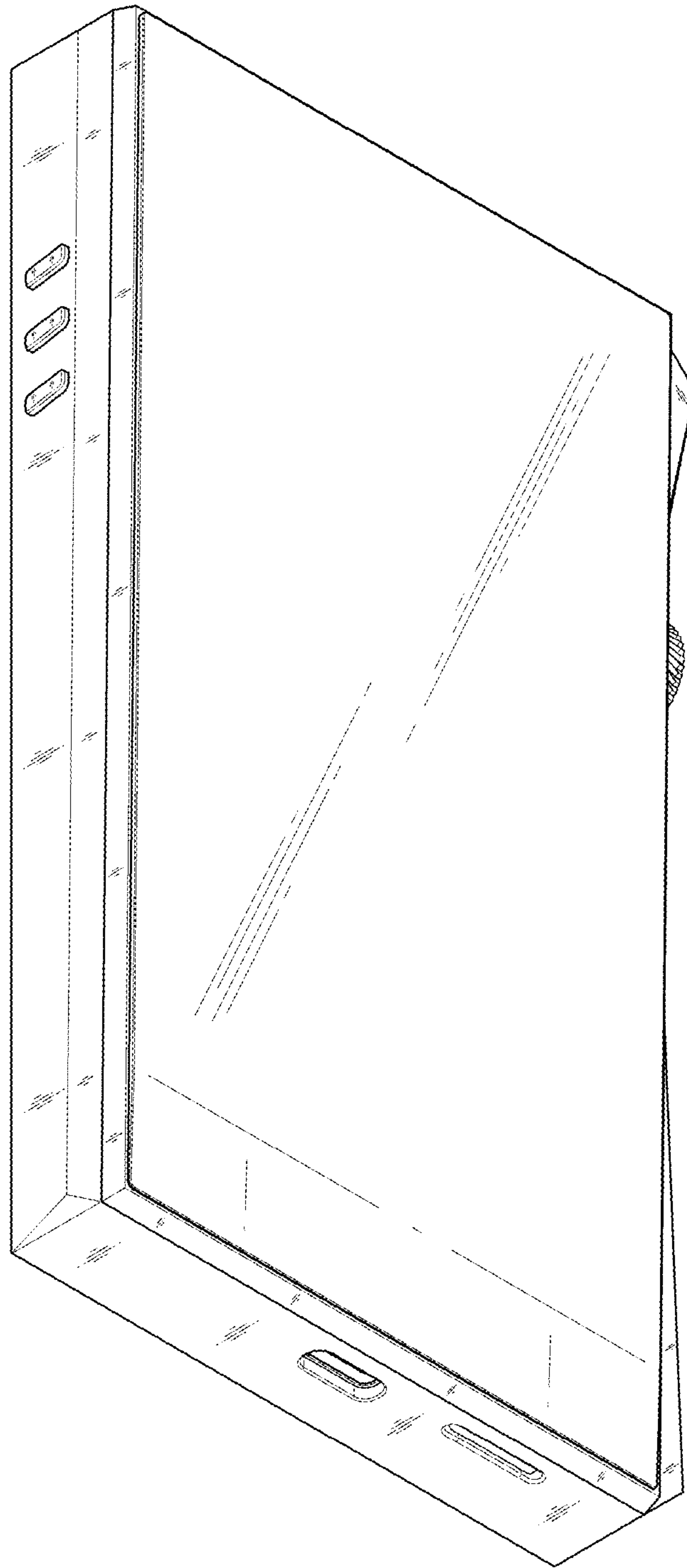


FIG. 4

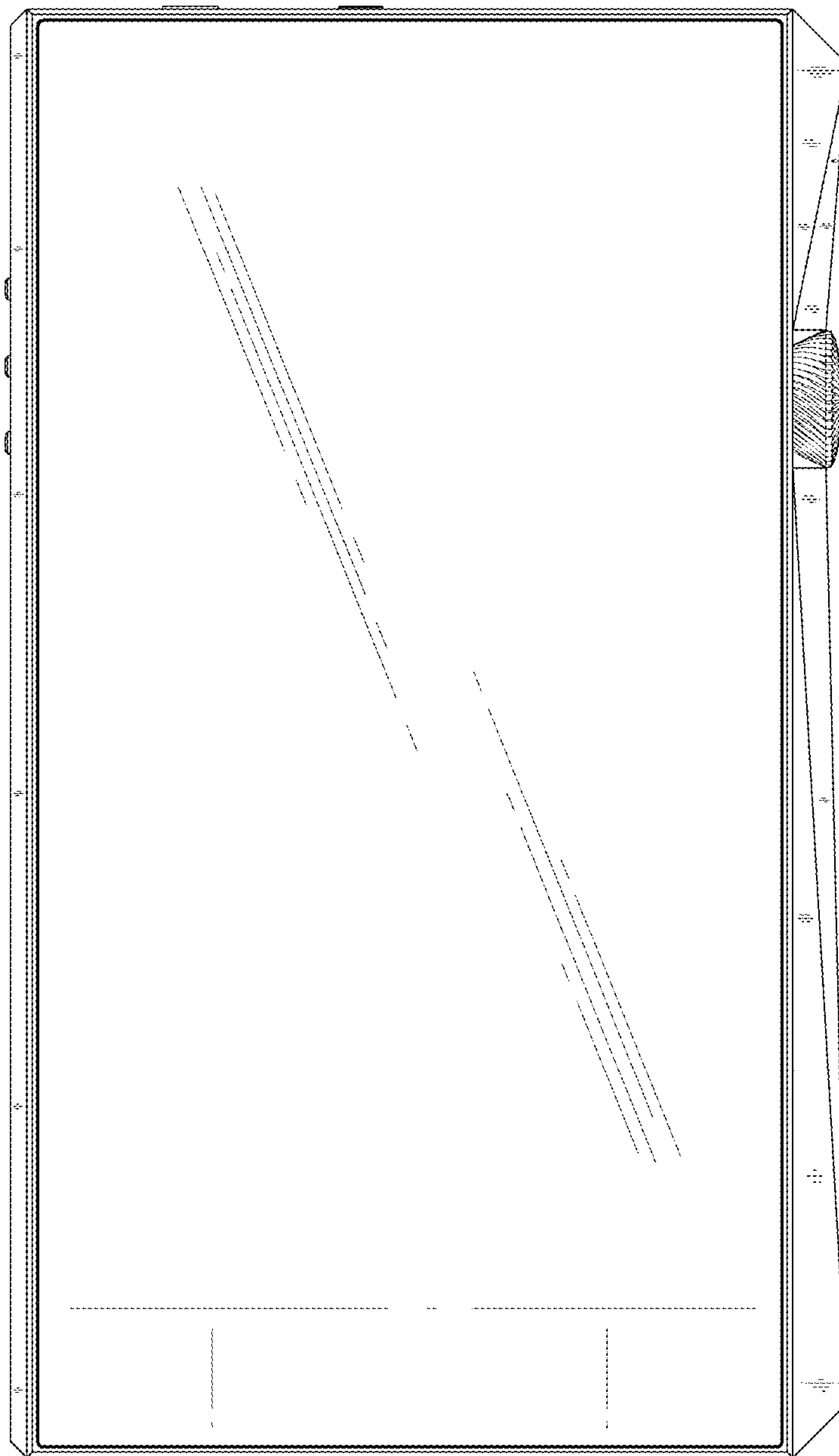




FIG. 5

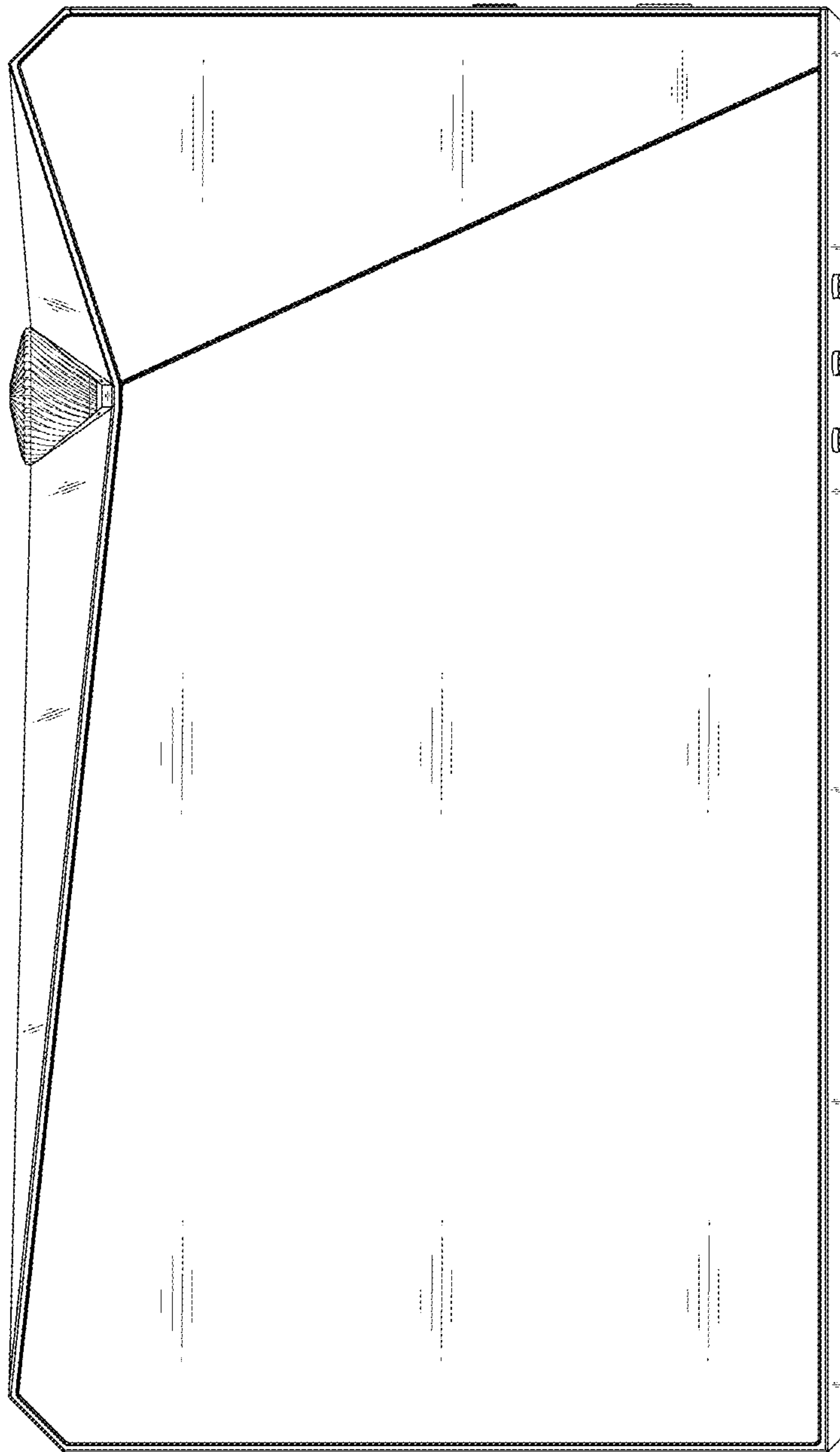


FIG. 6

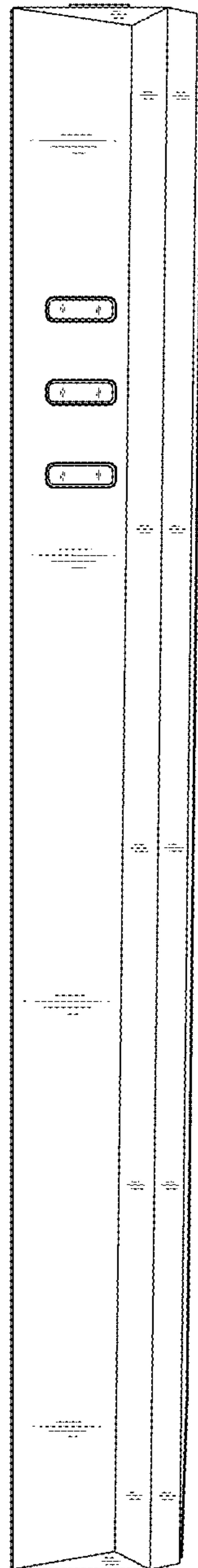


FIG. 7

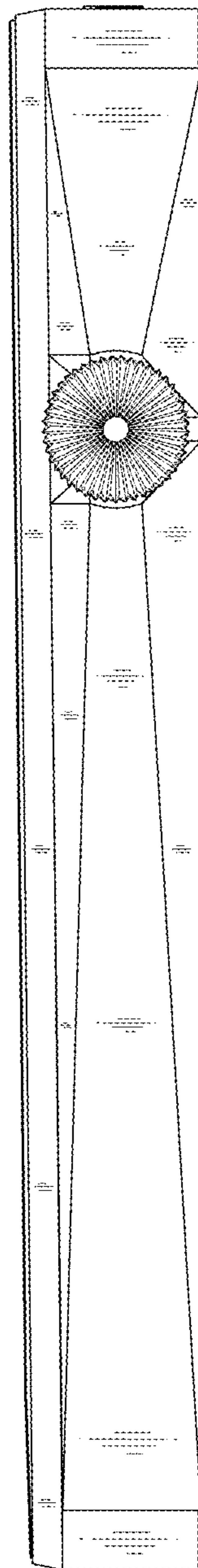




FIG. 8

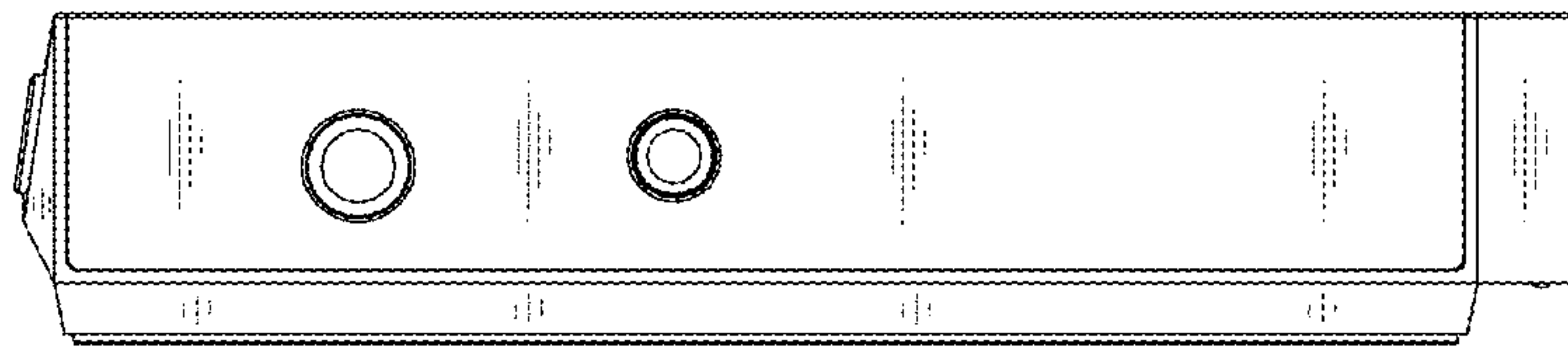
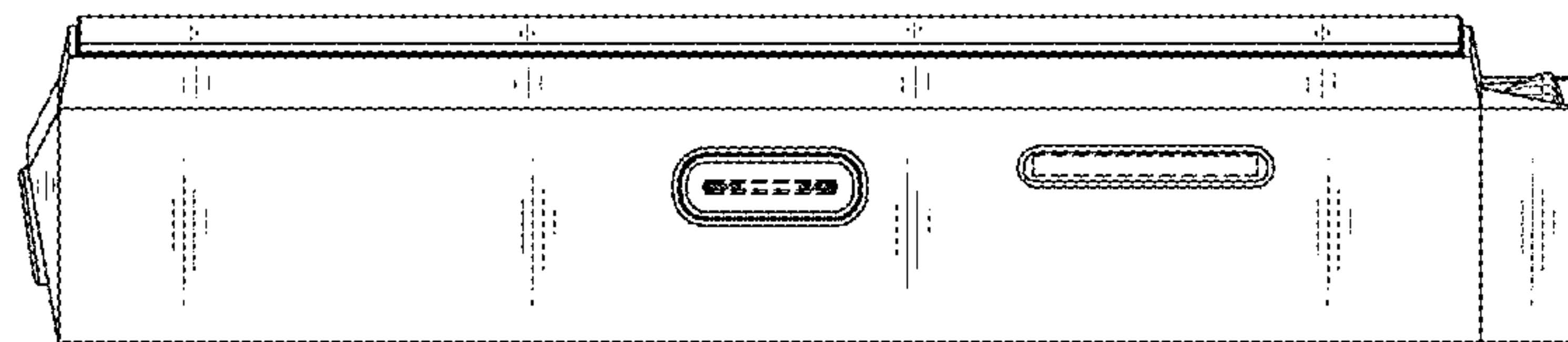


FIG. 9



**FIG. 10**

