



US00D901423S

(12) **United States Design Patent** (10) **Patent No.:** **US D901,423 S**
Qin et al. (45) **Date of Patent:** **** Nov. 10, 2020**

- (54) **MOBILE PHONE**
- (71) Applicant: **Beijing Xiaomi Mobile Software Co., Ltd., Beijing (CN)**
- (72) Inventors: **Yue Qin, Beijing (CN); Yangyang Cai, Beijing (CN); Zhenhua Liu, Beijing (CN)**
- (73) Assignee: **Beijing Xiaomi Mobile Software Co., Ltd., Beijing (CN)**
- (**) Term: **15 Years**
- (21) Appl. No.: **29/691,945**
- (22) Filed: **May 21, 2019**
- (30) **Foreign Application Priority Data**

Nov. 28, 2018 (CN) 2018 3 0681536

- (51) **LOC (12) Cl.** **14-03**
- (52) **U.S. Cl.**
USPC **D14/138 G**

- (58) **Field of Classification Search**
USPC D14/138 G, 138 AD, 138 AB, 248, 341, D14/371, 374, 138 R, 138 AA, 138 AC, D14/138 C, 247
CPC H04M 1/0202; H04M 1/0235; H04M 1/0237; H04M 1/0239; H04M 1/0266; H04M 1/0268; H04M 1/027; H04M 1/0295; H04M 1/02; H04M 1/0279; H04M 1/0283
See application file for complete search history.

- (56) **References Cited**
U.S. PATENT DOCUMENTS
D694,732 S * 12/2013 Lee D14/138 G
D696,216 S * 12/2013 Jung D14/138 G
D701,848 S * 4/2014 Inn D14/138 G

- D712,861 S * 9/2014 Fujimura D14/138 G
- D721,345 S * 1/2015 Lee D14/138 G
- D728,506 S * 5/2015 Joung D14/138 G
- D741,832 S * 10/2015 Lee D14/138 G
- D750,038 S * 2/2016 Lee D14/138 G
- D750,589 S * 3/2016 Kim D14/138 G
- D751,521 S * 3/2016 Park D14/138 G
- D755,748 S * 5/2016 Lim D14/138 G
- D784,947 S * 4/2017 Kim D14/138 AA
- D792,363 S * 7/2017 Kim D14/138 AA
- D815,633 S * 4/2018 Akana D14/341
- D849,709 S * 5/2019 Choi D14/138 G
- D855,031 S * 7/2019 Cho D14/138 G
- D855,032 S * 7/2019 Cho D14/138 G
- D863,246 S * 10/2019 Fan D14/138 AD
- D864,142 S * 10/2019 Fan D14/138 AD
- D869,421 S * 12/2019 Cho D14/138 G

(Continued)


Primary Examiner — Bridget L Eland
(74) *Attorney, Agent, or Firm* — Amster, Rothstein & Ebenstein LLP

- (57) **CLAIM**
The ornamental design for a mobile phone, as shown and described.

DESCRIPTION

FIG. 1 is a front view of a mobile phone, showing our new design;
FIG. 2 is a back view of the mobile phone of FIG. 1;
FIG. 3 is a left view of the mobile phone of FIG. 1;
FIG. 4 is a right view of the mobile phone of FIG. 1;
FIG. 5 is a top view of the mobile phone of FIG. 1;
FIG. 6 is a bottom view of the mobile phone of FIG. 1;
FIG. 7 is a bottom, front, right perspective view of the mobile phone of FIG. 1; and,
FIG. 8 is a bottom, back, left perspective view of the mobile phone of FIG. 1.
The broken lines in FIGS. 6-8 form no part of the claimed design.

1 Claim, 8 Drawing Sheets



(56)

References Cited

U.S. PATENT DOCUMENTS

D877,110 S * 3/2020 Cho D14/138 G
D886,757 S * 6/2020 Cho D14/138 G

* cited by examiner




Fig. 1




Fig. 2




Fig. 3



Fig. 4



Fig. 5




Fig. 6

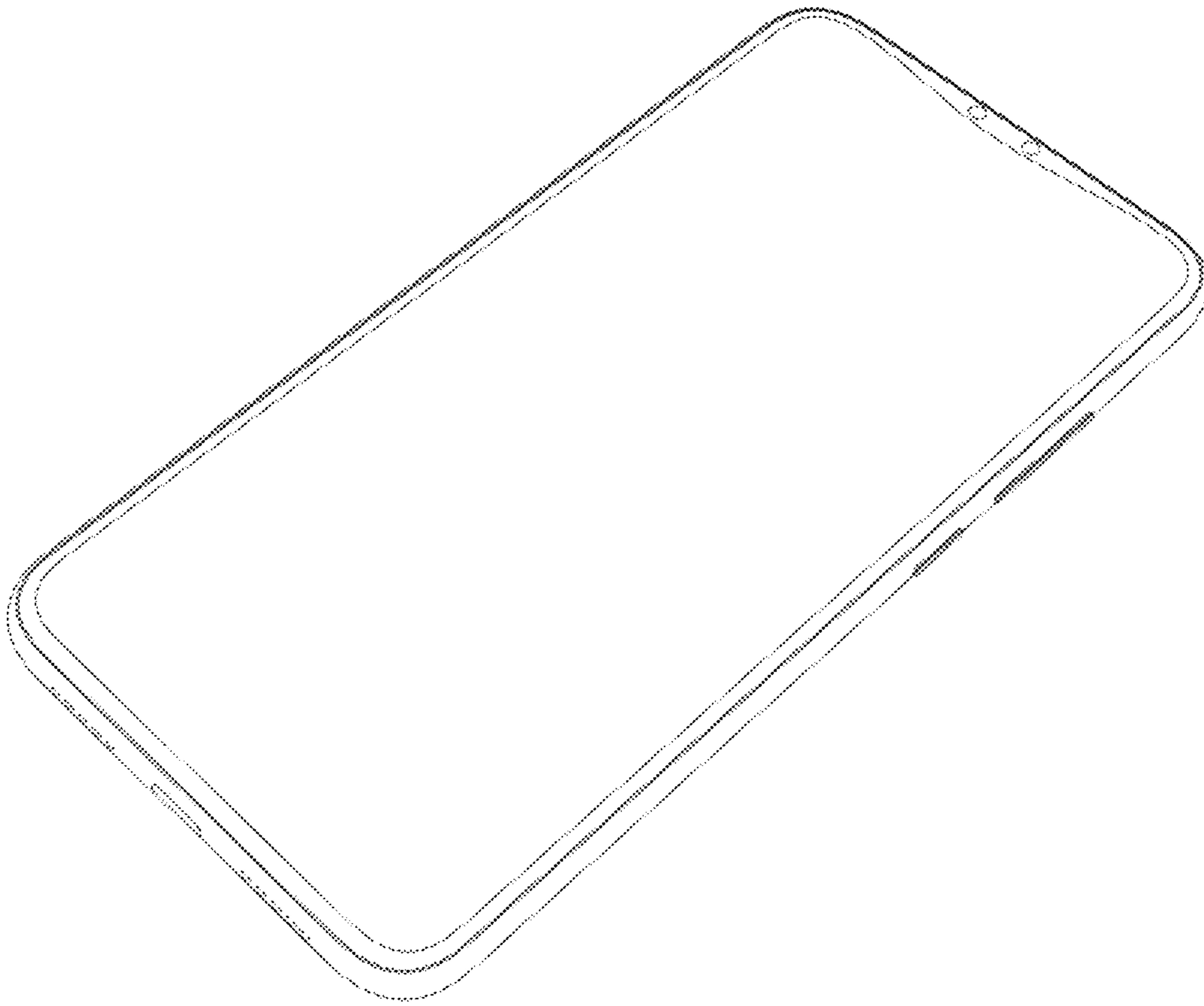


Fig. 7

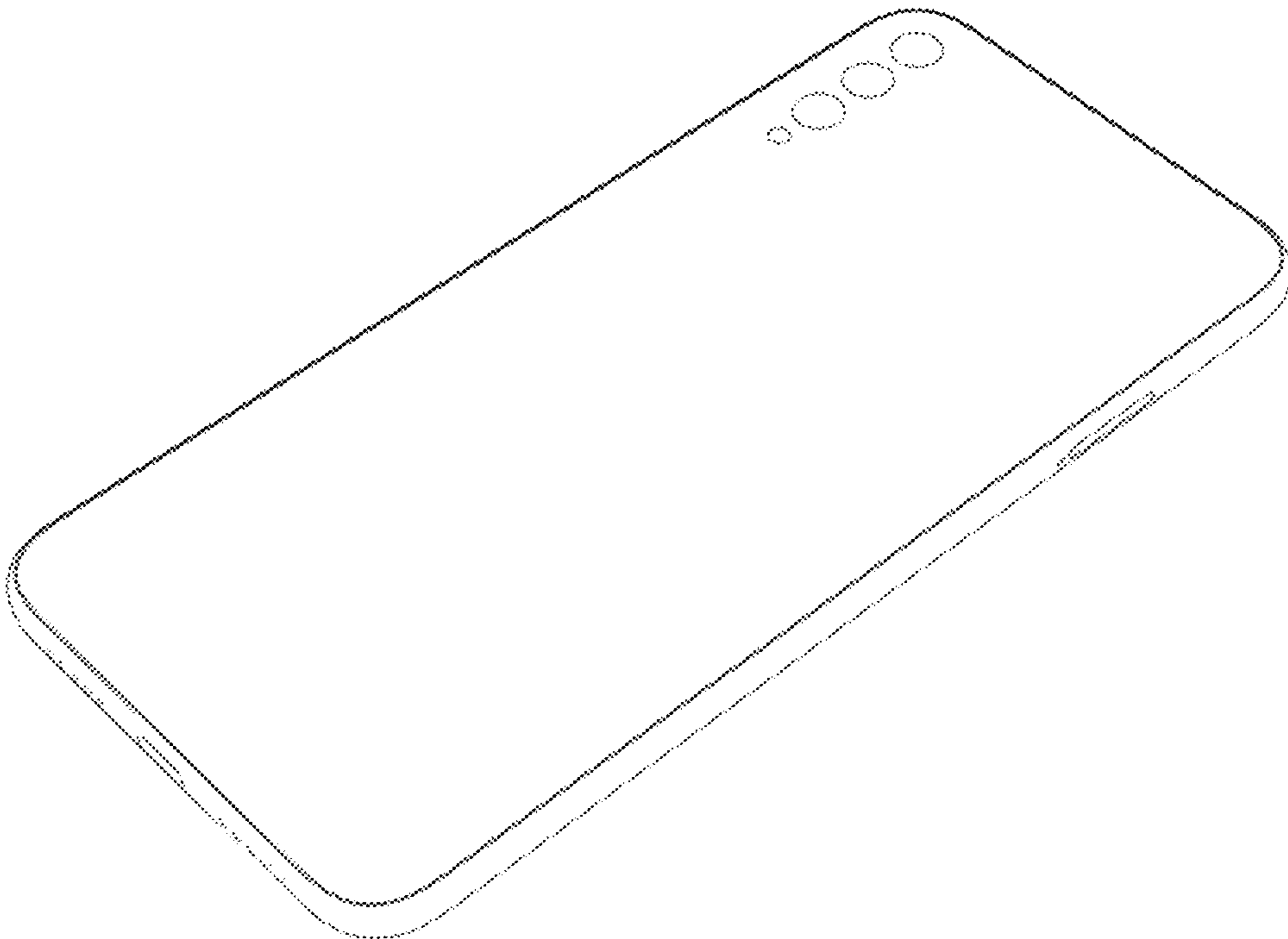


Fig. 8