



US00D901418S

(12) **United States Design Patent** (10) **Patent No.:** **US D901,418 S**
Ma (45) **Date of Patent:** **** Nov. 10, 2020**

(54) **MOBILE PHONE**
(71) Applicant: **HUAWEI TECHNOLOGIES CO., LTD.**, Shenzhen (CN)
(72) Inventor: **Liang Ma**, Shenzhen (CN)
(73) Assignee: **HUAWEI TECHNOLOGIES CO., LTD.**, Shenzhen (CN)
(**) Term: **15 Years**
(21) Appl. No.: **29/677,792**
(22) Filed: **Jan. 23, 2019**
(51) **LOC (12) Cl.** **14-03**
(52) **U.S. Cl.**
USPC **D14/138 G**
(58) **Field of Classification Search**
USPC .. D14/138 G, 248, 341, 371, 374, 432, 439, D14/496, 125, 126, 138 R, 138 AA, D14/138 AB, 138 AC, 138 AD, 138 C, D14/247
CPC H04M 1/0202; H04M 1/0235; H04M 1/0237; H04M 1/0239; H04M 1/0266; H04M 1/0268; H04M 1/027; H04M 1/0295
See application file for complete search history.

D744,468 S * 12/2015 Lee D14/248
D756,995 S * 5/2016 Yamazaki D14/341
D768,594 S * 10/2016 Szeto D14/138 G
D774,486 S * 12/2016 Defazio D14/138 G
D775,096 S * 12/2016 Kim D14/138 G
D779,449 S * 2/2017 Kim D14/138 G
D780,179 S * 2/2017 Bae D14/138 G
D781,829 S * 3/2017 Kim D14/248
D787,467 S * 5/2017 Xu D14/138 C
D788,728 S * 6/2017 Kim D14/138 AA
D795,825 S * 8/2017 Kim D14/138 AA
D798,835 S * 10/2017 Kim D14/138 G
D822,655 S * 7/2018 Akana D14/341
D827,605 S * 9/2018 Yao D14/138 G
D829,187 S * 9/2018 Zhang D14/138 G
D838,270 S * 1/2019 Cho D14/341

* cited by examiner

Primary Examiner — Bridget L Eland
(74) *Attorney, Agent, or Firm* — Kilpatrick Townsend & Stockton LLP

(57) **CLAIM**


The ornamental design for a mobile phone, as shown and described.

DESCRIPTION

FIG. 1 is a front perspective view of a mobile phone showing my new design;
FIG. 2 is a second perspective view thereof;
FIG. 3 is a top plan view thereof;
FIG. 4 is a bottom plan view thereof;
FIG. 5 is a front elevation view thereof;
FIG. 6 is a rear elevation view thereof;
FIG. 7 is a left side elevation view thereof; and,
FIG. 8 is a right side elevation view thereof.
Broken lines immediately adjacent shaded areas represent the bounds of the claimed design and are for illustrative purposes only. Broken lines form no part of the claimed design.

1 Claim, 4 Drawing Sheets

(56) **References Cited**
U.S. PATENT DOCUMENTS
D656,497 S * 3/2012 Chiu D14/341
D665,372 S * 8/2012 Park D14/138 G
D689,035 S * 9/2013 Ryu D14/138 G
D706,738 S * 6/2014 Kim D14/138 G
D716,253 S * 10/2014 Lee D14/138 AB
D721,344 S * 1/2015 Lee D14/138 G
D722,036 S * 2/2015 Nam D14/138 G
D722,037 S * 2/2015 Nam D14/138 G
D724,577 S * 3/2015 Yamazaki D14/341
D726,674 S * 4/2015 Lee D14/138 G
D742,867 S * 11/2015 Lee D14/248






FIG. 1

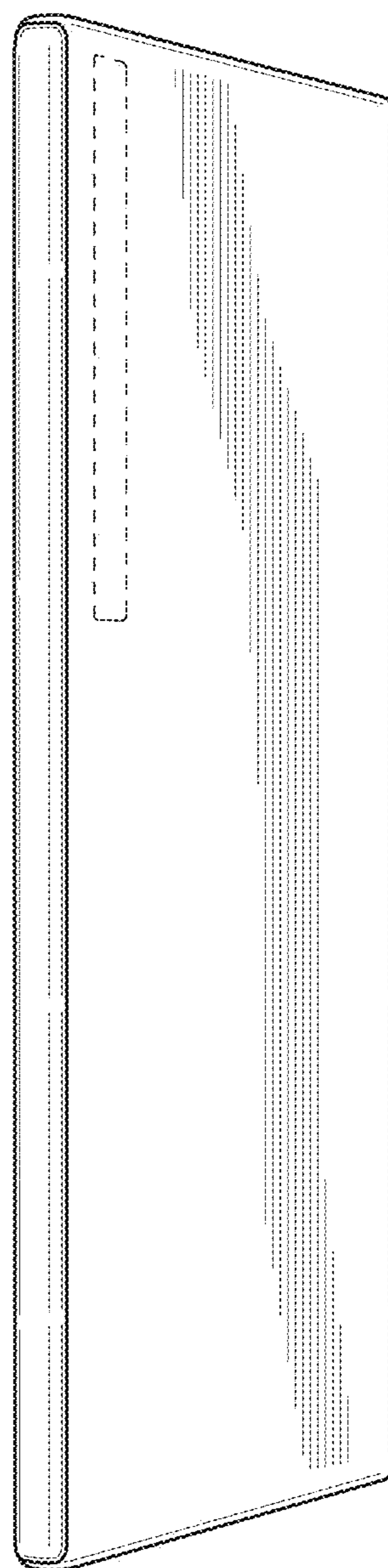


FIG. 2



FIG. 3



FIG. 4

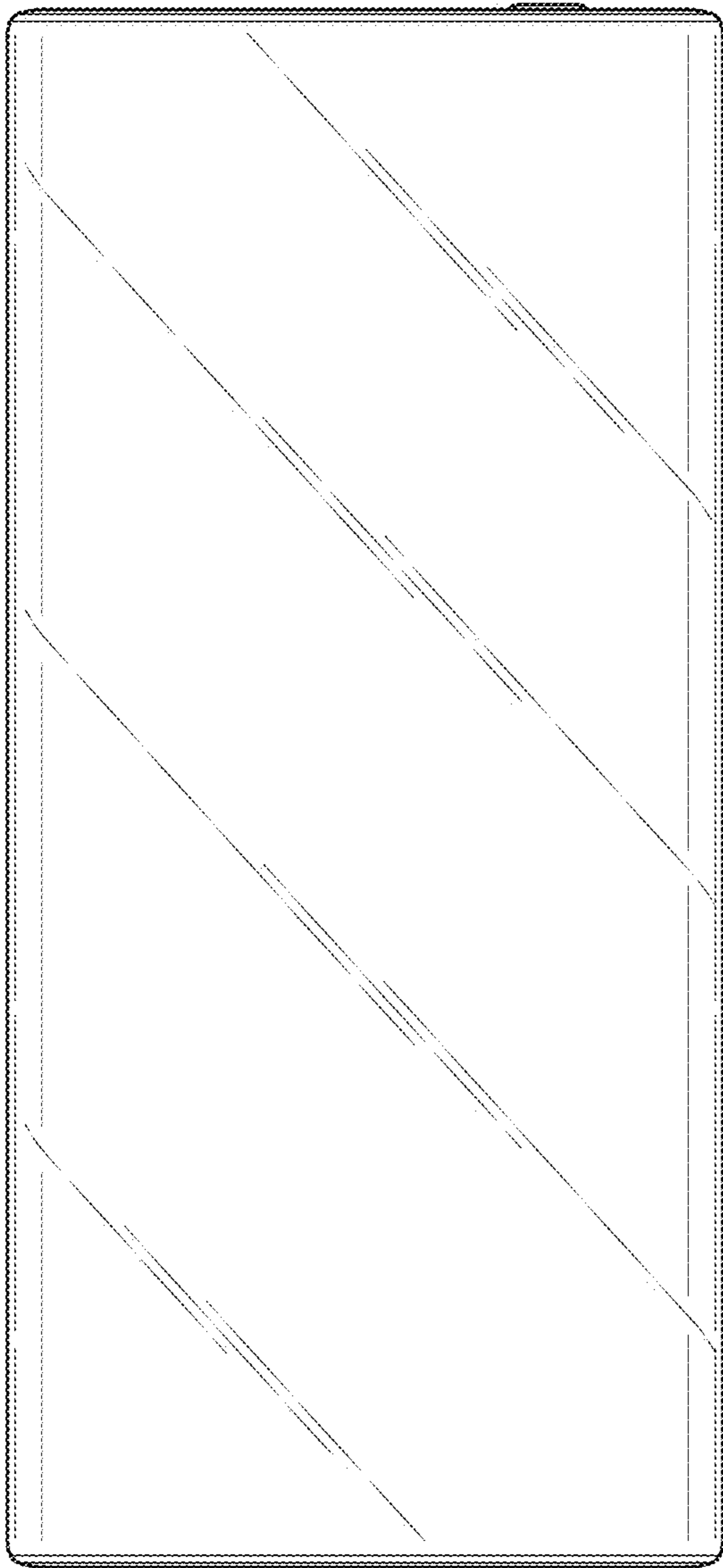


FIG. 5




FIG. 6




FIG. 7




FIG. 8