

US00D901417S

(12) **United States Design Patent** (10) **Patent No.:** **US D901,417 S**
Seo et al. (45) **Date of Patent:** **** *Nov. 10, 2020**

(54) **ELECTRONIC DEVICE**

- (71) Applicant: **Samsung Electronics Co., Ltd.**, Suwon-si (KR)
- (72) Inventors: **Jooho Seo**, Seoul (KR); **Donghun Kim**, Seoul (KR); **Chungha Kim**, Seoul (KR); **Hangil Song**, Seoul (KR); **Minhyouk Lee**, Seoul (KR)
- (73) Assignee: **Samsung Electronics Co., Ltd.**, Suwon-si (KR)
- (*) Notice: This patent is subject to a terminal disclaimer.
- (**) Term: **15 Years**

(21) Appl. No.: **29/635,429**

(22) Filed: **Jan. 31, 2018**

(30) **Foreign Application Priority Data**

Aug. 1, 2017 (KR) 30-2017-0035649

(51) **LOC (12) Cl.** **14-03**

(52) **U.S. Cl.**
USPC **D14/138 G; D14/341**

(58) **Field of Classification Search**
USPC D14/341-347, 315-318, 420, 426, D14/129-130, 496, 138, 138 G, 138 R,
(Continued)

(56) **References Cited**

U.S. PATENT DOCUMENTS

D604,716 S * 11/2009 Oh D14/203.3
D627,343 S * 11/2010 Andre D14/203.7
(Continued)

FOREIGN PATENT DOCUMENTS

EM 006048617-0001 * 10/2019
EM 006048617-0002 * 10/2019
(Continued)

OTHER PUBLICATIONS

Sharp Aquos R2 Compact, announced Nov. 15, 2018 [online], [retrieved Mar. 29, 2020. Available from Internet, URL: <https://www.trustedreviews.com/news/sharp-aquos-r2-compact-notch-price-release-date-specs-3621071> (Year: 2018).*

(Continued)

Primary Examiner — Dana K Weiland

(74) *Attorney, Agent, or Firm* — NSIP Law

(57) **CLAIM**

We claim the ornamental design for an electronic device, as shown and described.

DESCRIPTION

FIG. 1 is a front perspective view of a first embodiment of an electronic device, showing our new design;
 FIG. 2 is a front view thereof;
 FIG. 3 is a rear view thereof;
 FIG. 4 is a left-side view thereof;
 FIG. 5 is a right-side view thereof;
 FIG. 6 is a top view thereof;
 FIG. 7 is a bottom view thereof;
 FIG. 8 is a rear perspective view thereof;
 FIG. 9 is a front perspective view of a second embodiment of the electronic device, showing our new design;
 FIG. 10 is a front view thereof;
 FIG. 11 is a rear view thereof;
 FIG. 12 is a left-side view thereof;
 FIG. 13 is a right-side view thereof;
 FIG. 14 is a top view thereof;
 FIG. 15 is a bottom view thereof;
 FIG. 16 is a rear perspective view thereof;
 FIG. 17 is a front perspective view of a third embodiment of the electronic device, showing our new design;
 FIG. 18 is a front view thereof;
 FIG. 19 is a rear view thereof;
 FIG. 20 is a left-side view thereof;
 FIG. 21 is a right-side view thereof;
 FIG. 22 is a top view thereof;
 FIG. 23 is a bottom view thereof;
 FIG. 24 is a rear perspective view thereof;

(Continued)

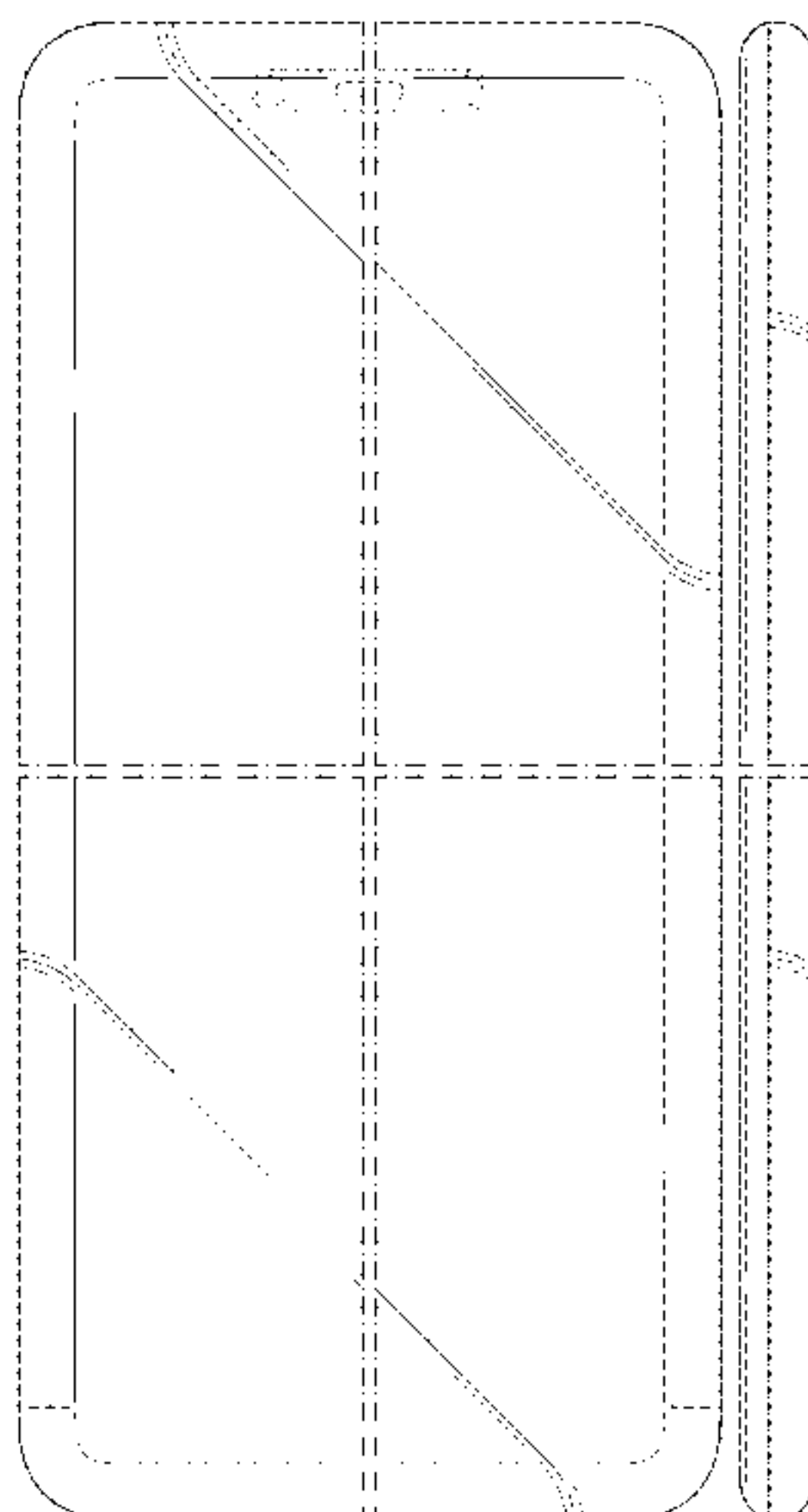


FIG. 25 is a front perspective view of a fourth embodiment of the electronic device, showing our new design;
 FIG. 26 is a front view thereof;
 FIG. 27 is a rear view thereof;
 FIG. 28 is a left-side view thereof;
 FIG. 29 is a right-side view thereof;
 FIG. 30 is a top view thereof;
 FIG. 31 is a bottom view thereof; and,
 FIG. 32 is a rear perspective view thereof.
 The broken lines in the figures depict portions of the electronic device that form no part of the claimed design.
 The dot-dash broken lines in the figures represent a boundary and form no part of the claimed design. The appearance of any portion of the article between the pairs of the dot-dash broken lines forms no part of the claimed design.

1 Claim, 24 Drawing Sheets

(58) **Field of Classification Search**

USPC D14/138 AA, 138 AB, 138 C, 139, 248, D14/203.4, 203.7, 388-389; D10/104.4, D10/50, 65, 74; D21/324, 329; D6/308, D6/310; D19/29, 59, 60
 CPC G06F 1/1626; G06F 1/1613; G06F 2200/1633; G06F 3/0488; G06F 3/04886; G06F 3/044; G06F 3/0412; G06F 3/0416; H04B 1/3833

See application file for complete search history.

(56) **References Cited**

U.S. PATENT DOCUMENTS

D653,648 S * 2/2012 Andre D14/203.3
 D683,711 S * 6/2013 Hofer D14/138 G
 D697,893 S * 1/2014 Kim D14/138 G
 D707,648 S * 6/2014 Ryu D14/138 G
 D717,791 S * 11/2014 Yun D14/316
 D760,206 S * 6/2016 Ryu D14/248
 D761,786 S * 7/2016 Satzger D14/341
 D788,735 S * 6/2017 Daniel D14/138 G
 D802,553 S * 11/2017 Berneth D14/138 G
 D808,961 S * 1/2018 Lee D14/344

D815,612 S * 4/2018 Shin D14/138 G
 D815,632 S * 4/2018 Akana D14/341
 D816,055 S * 4/2018 Song D14/138 G
 D823,845 S * 7/2018 Berneth D14/248
 D824,870 S * 8/2018 Shin D14/138 G
 D826,888 S * 8/2018 Shin D14/138 G
 D827,626 S * 9/2018 Berneth D14/248
 D829,205 S * 9/2018 Akana D14/341
 D832,850 S * 11/2018 Oh D14/439
 D839,857 S * 2/2019 Berneth D14/248
 D848,390 S * 5/2019 Cha D14/138 G
 D849,708 S * 5/2019 Park D14/138 G
 D853,370 S * 7/2019 Matsuoka D14/248
 D856,293 S * 8/2019 Seo D14/138 G
 D856,955 S * 8/2019 Seo D14/138 G
 D861,629 S * 10/2019 Kim D14/138 G
 D862,384 S * 10/2019 Jen D13/108
 D863,293 S * 10/2019 Kim D14/341
 D872,076 S * 1/2020 Kim D14/341
 D877,710 S * 3/2020 Wu D14/138 G
 D879,064 S * 3/2020 Park D14/138 G
 2016/0095241 A1 * 3/2016 Probst H04B 1/3833
 428/137
 2017/0094039 A1 * 3/2017 Lu H04M 1/0266
 2017/0331507 A1 * 11/2017 Berneth G06F 1/1626
 2018/0164850 A1 * 6/2018 Sim G06F 1/1626

FOREIGN PATENT DOCUMENTS

EM 006048617-0003 * 10/2019
 SG 2007698H-0001 * 6/2007
 WO D093999-005 * 12/2018
 WO D202996-003 * 11/2019

OTHER PUBLICATIONS

What Are The Best Bezel-Less & Notch Phones of 2019, announced 2018 [online], [retrieved Mar. 29, 2020. Available from Internet, URL: <<https://www.review-hub.co.uk/best-bezel-less-borderless-phones/>> (Year: 2019).*

Samsung is preparing . . . , announced Nov. 15, 2018 [online], [retrieved Mar. 29, 2020. Available from Internet, URL: <<https://www.gizbot.com/mobile/news/samsung-is-preparing-true-bezel-less-smartphone-to-be-launched-in-future-047986.html>> (Year: 2018).*

Samsung smartphone met randloos display, announced Dec. 4, 2018 [online], [retrieved Mar. 29, 2020. Available from Internet, URL: <<https://nl.letsgodigital.org/smartphones/samsung-randloze-smartphone/>> (Year: 2018).*

* cited by examiner

FIG.1

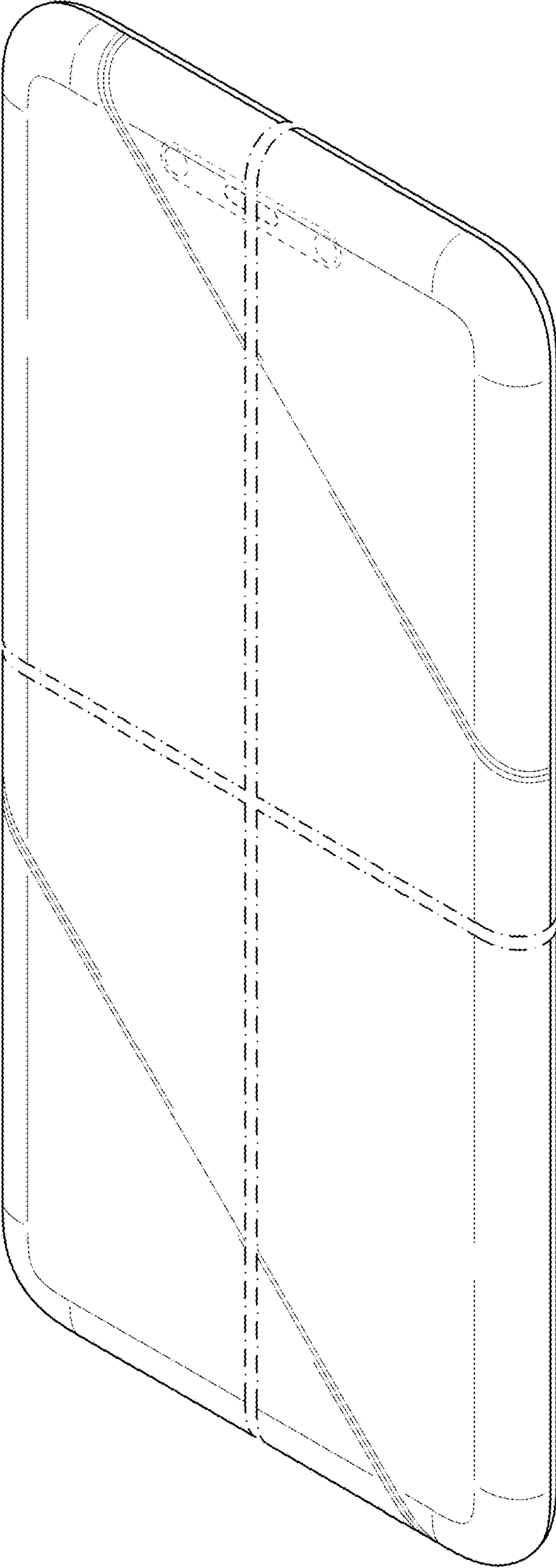


FIG.2

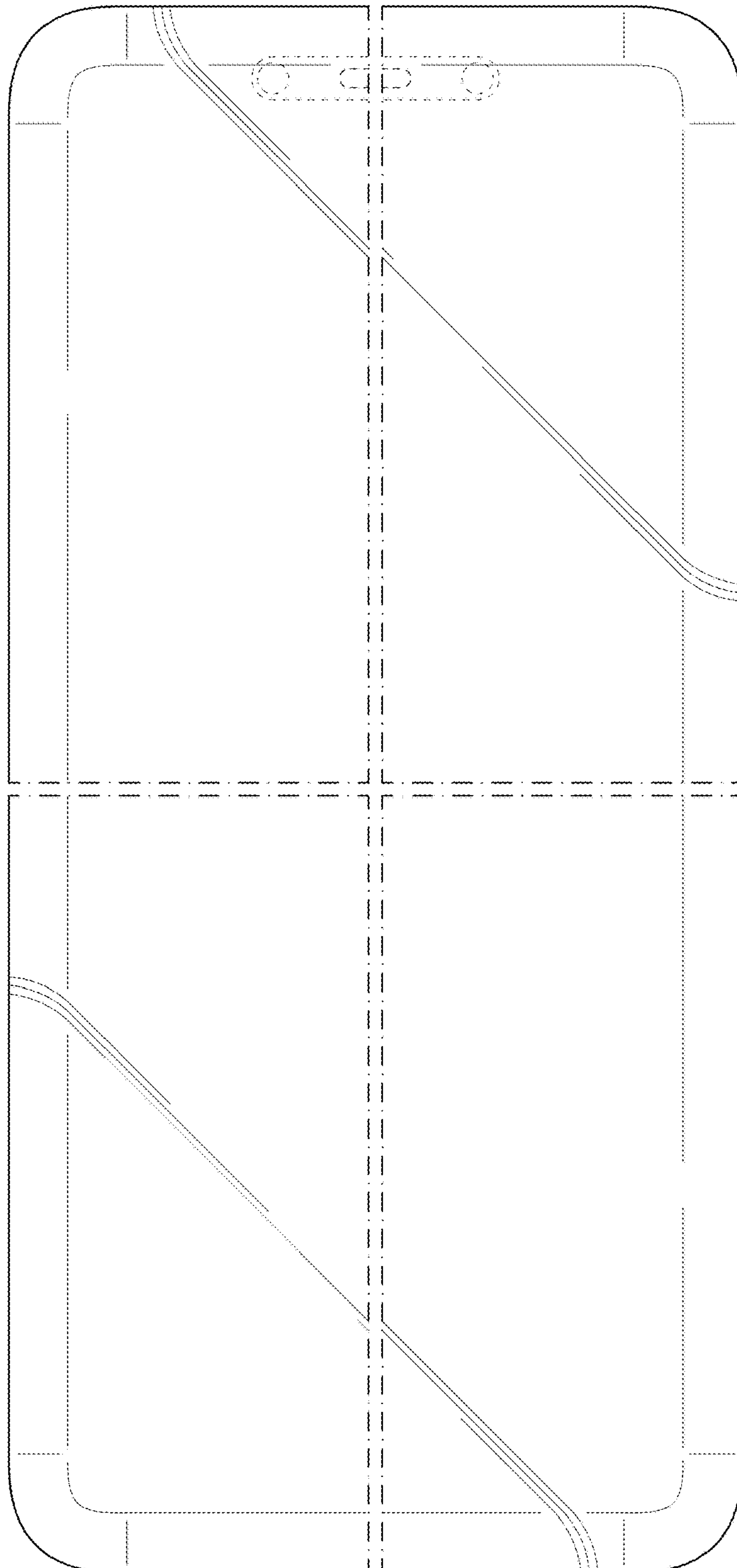


FIG.3

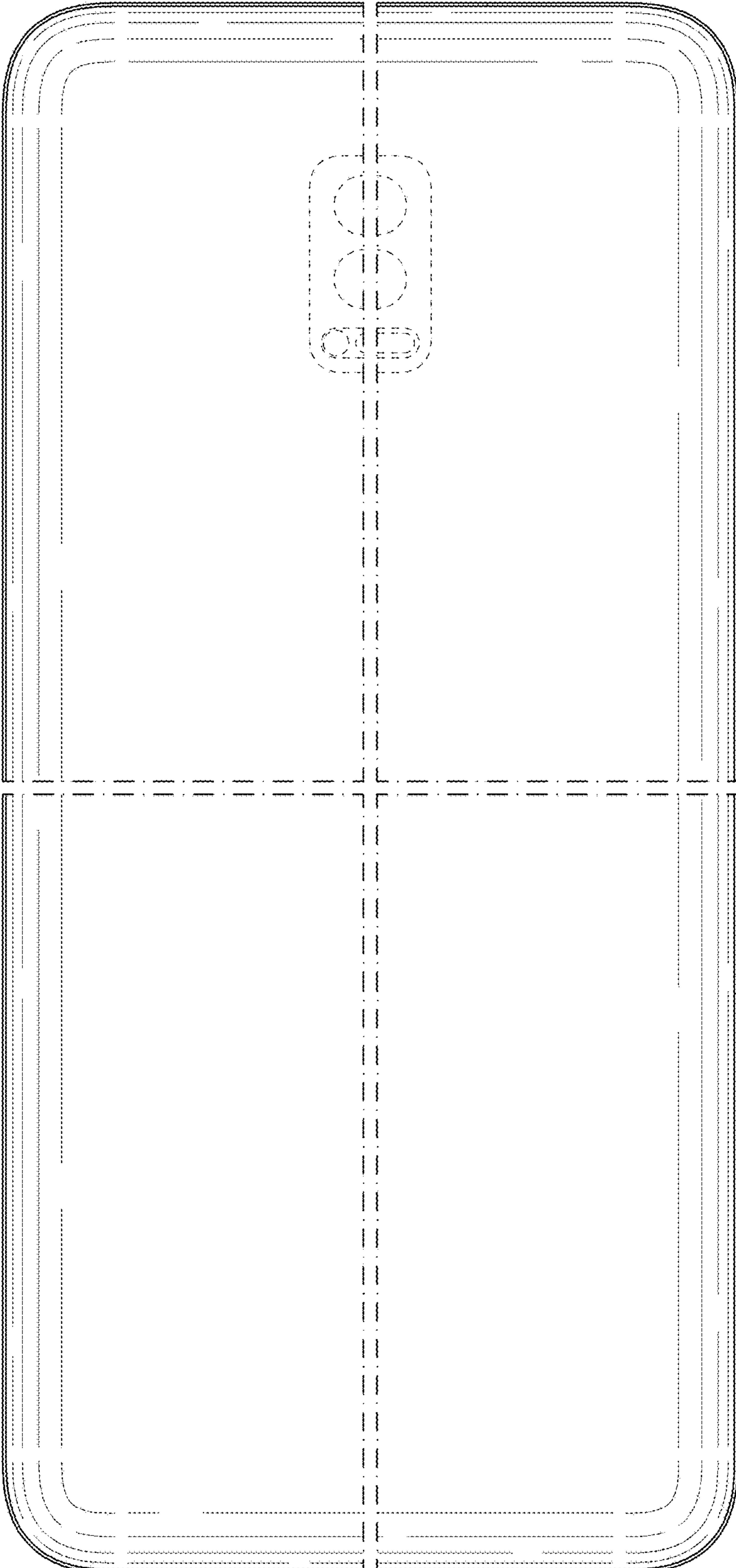


FIG.4

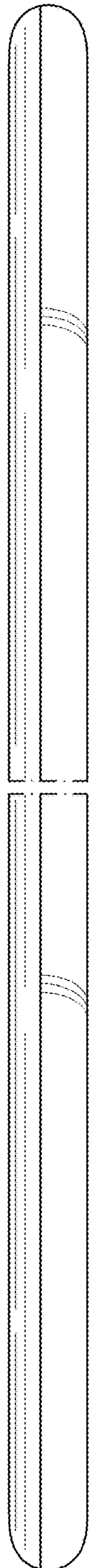


FIG.5

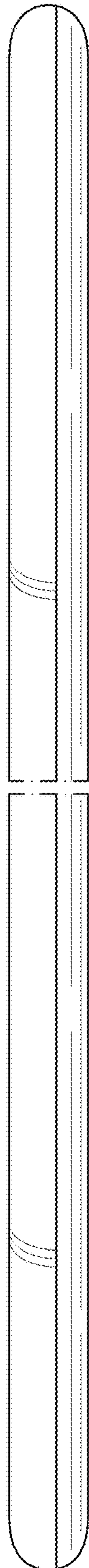


FIG.6

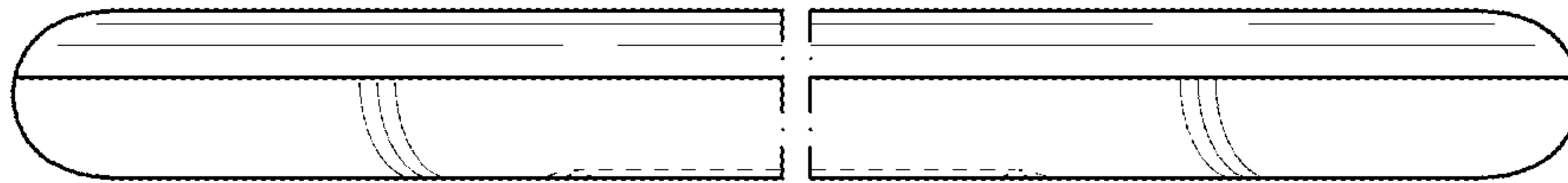


FIG.7

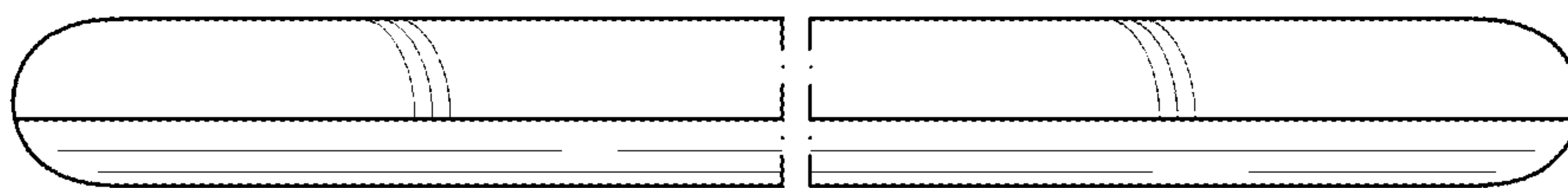


FIG.8

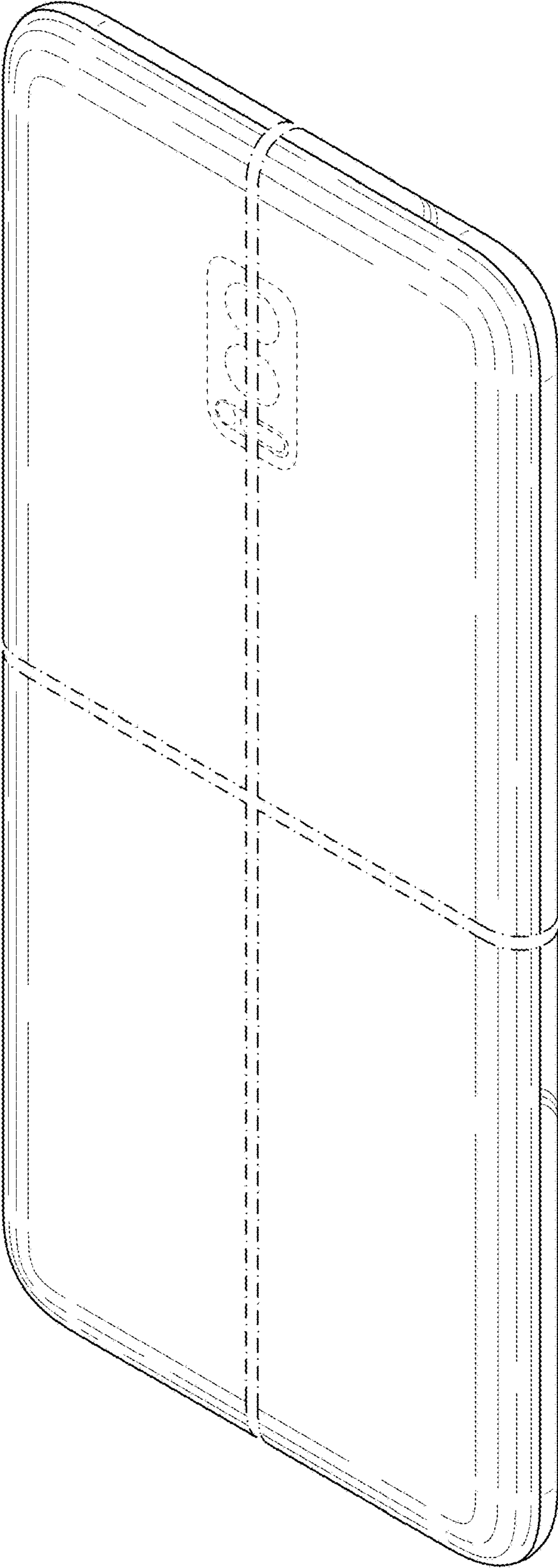


FIG.9

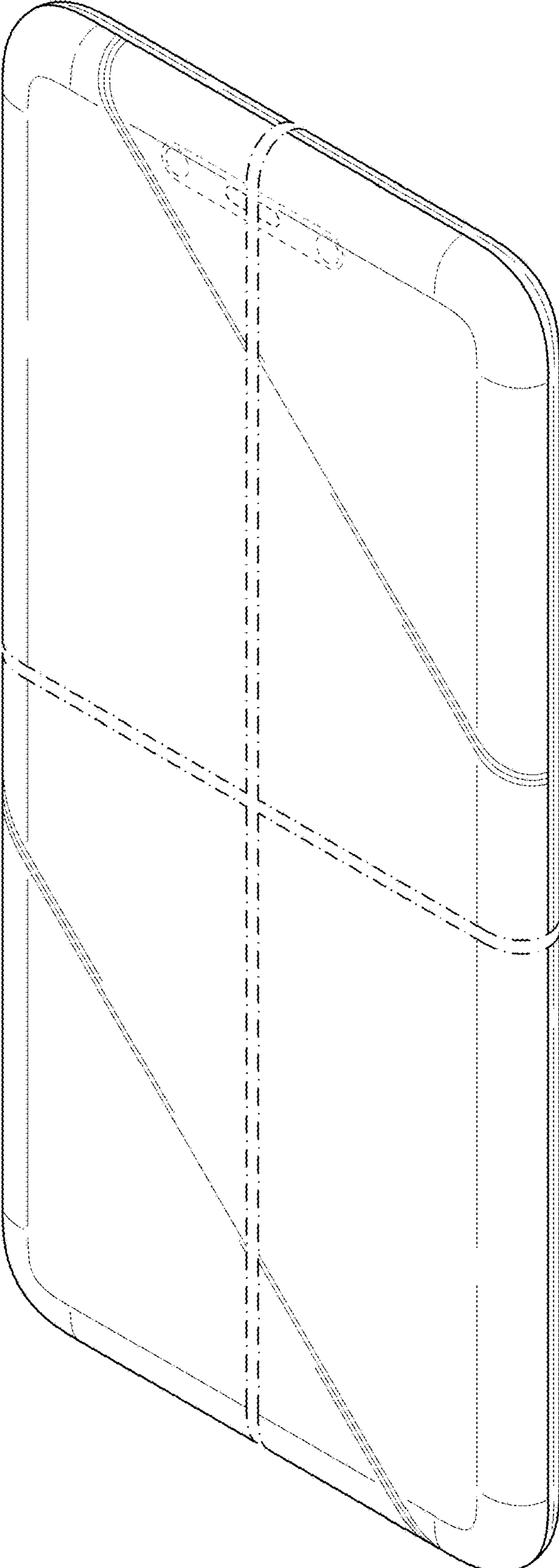


FIG. 10

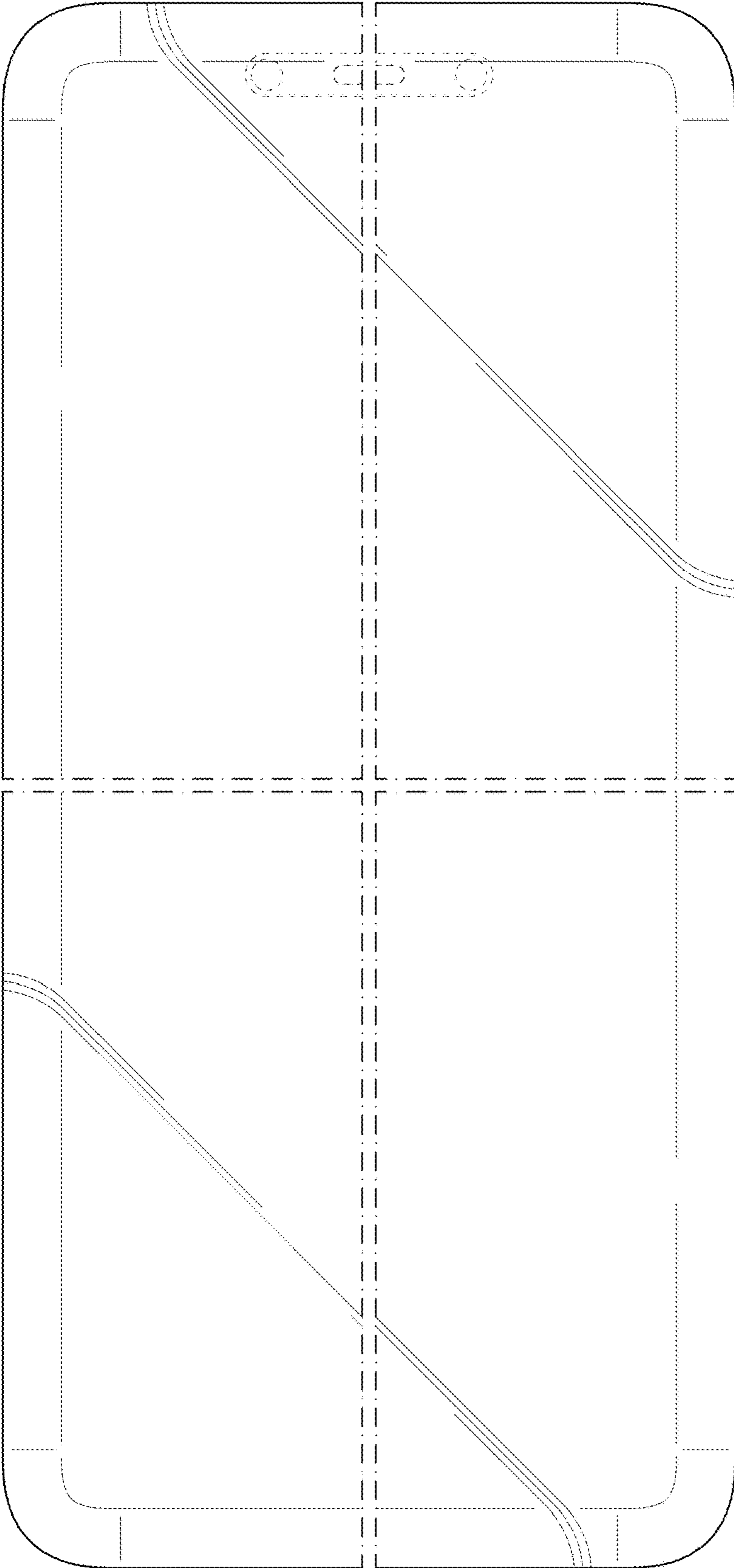


FIG. 11

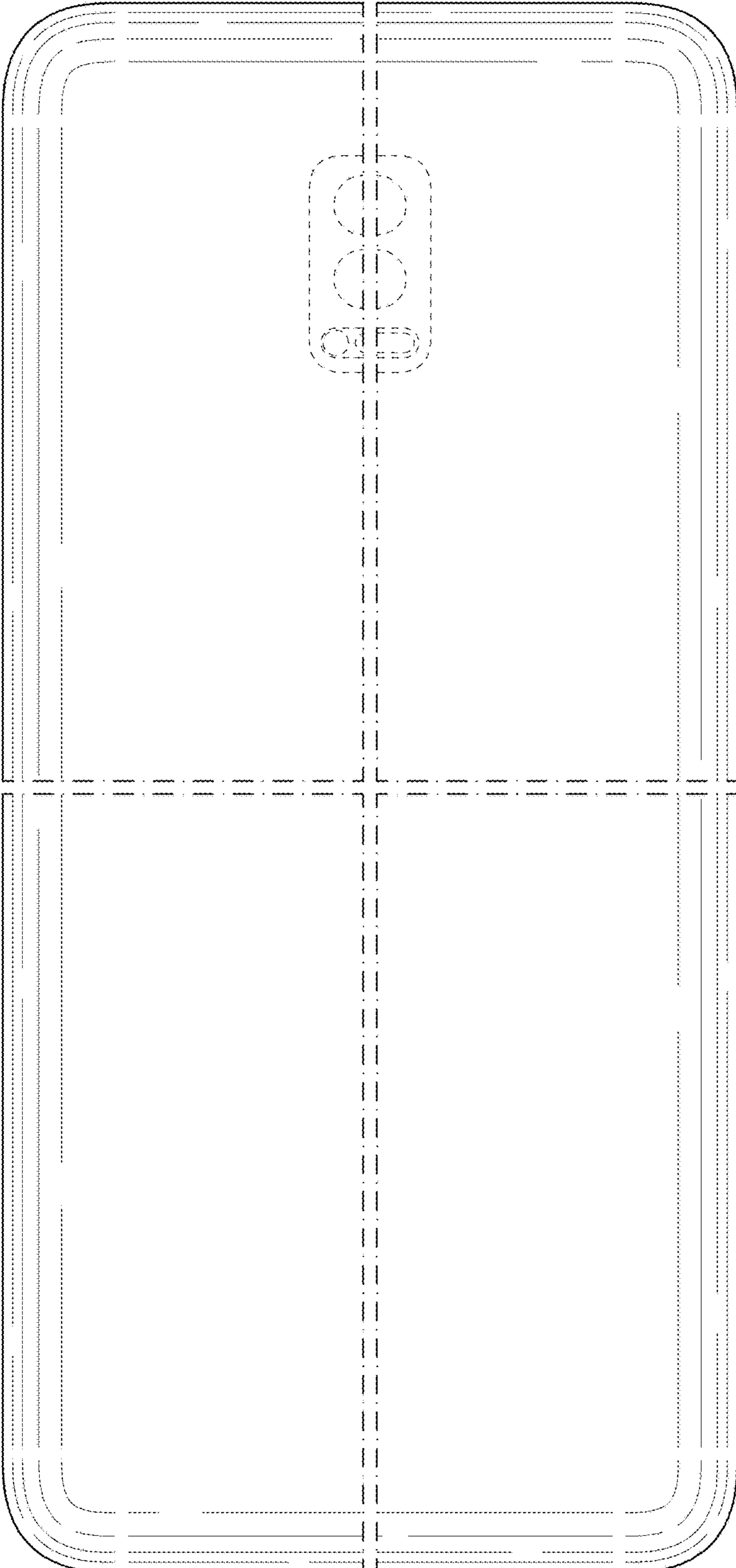


FIG.12

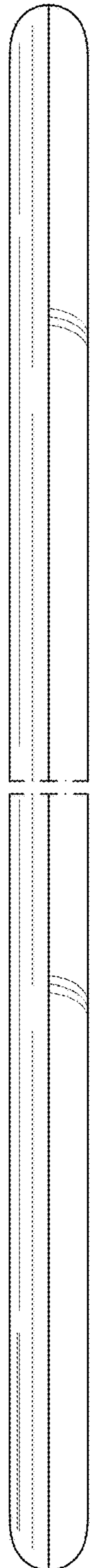


FIG.13




FIG.14

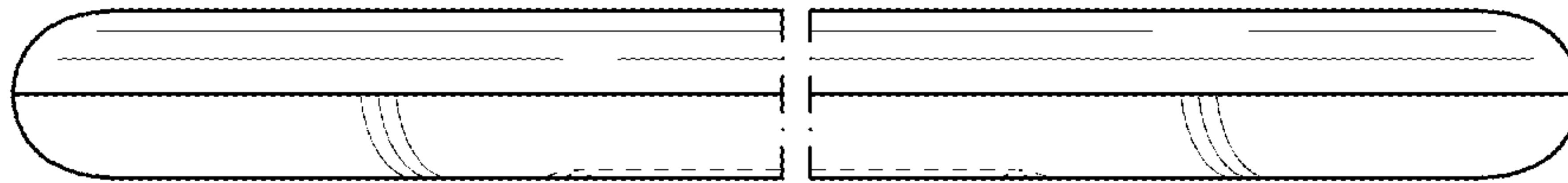


FIG.15

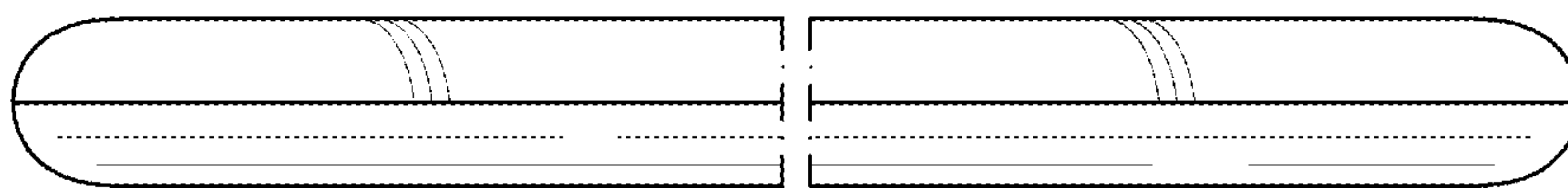


FIG. 16

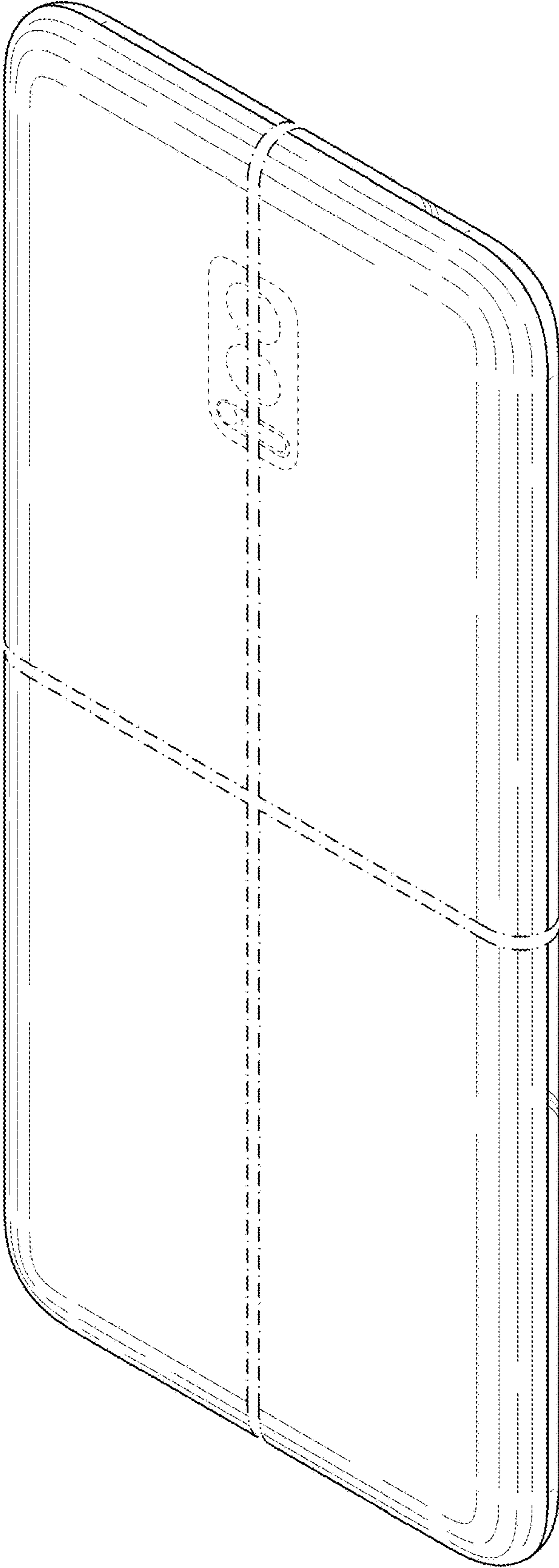


FIG.17

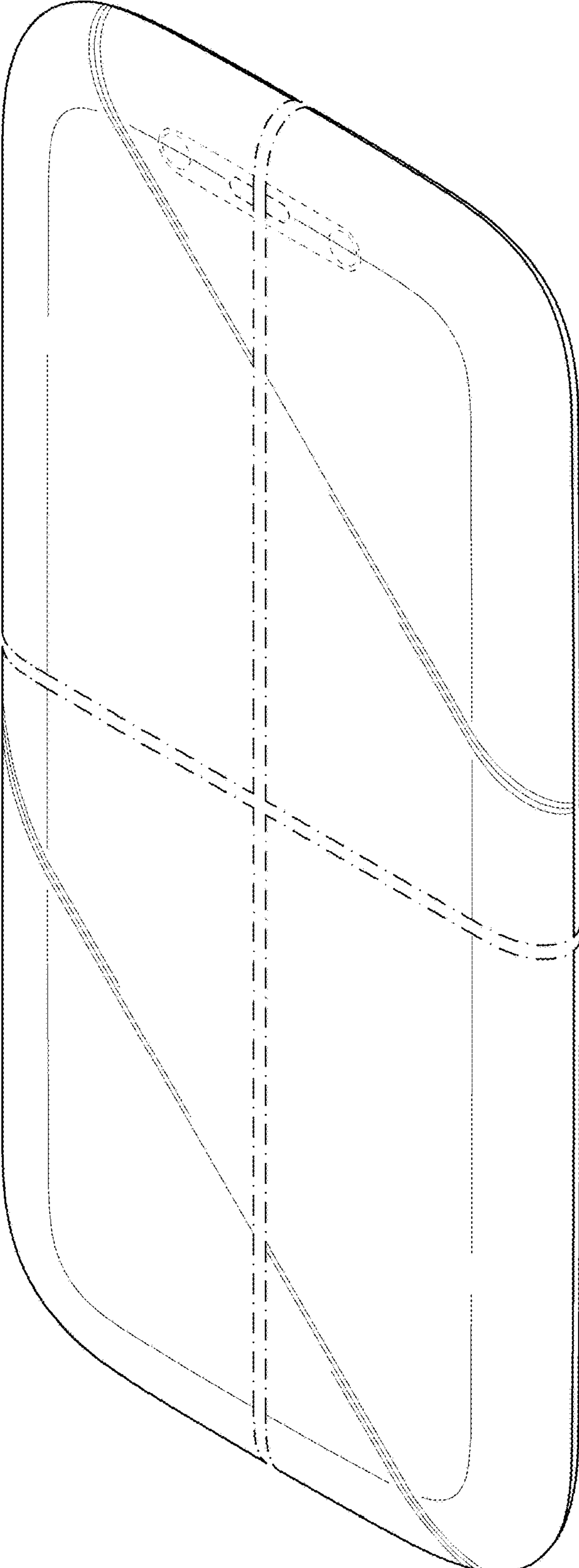


FIG. 18

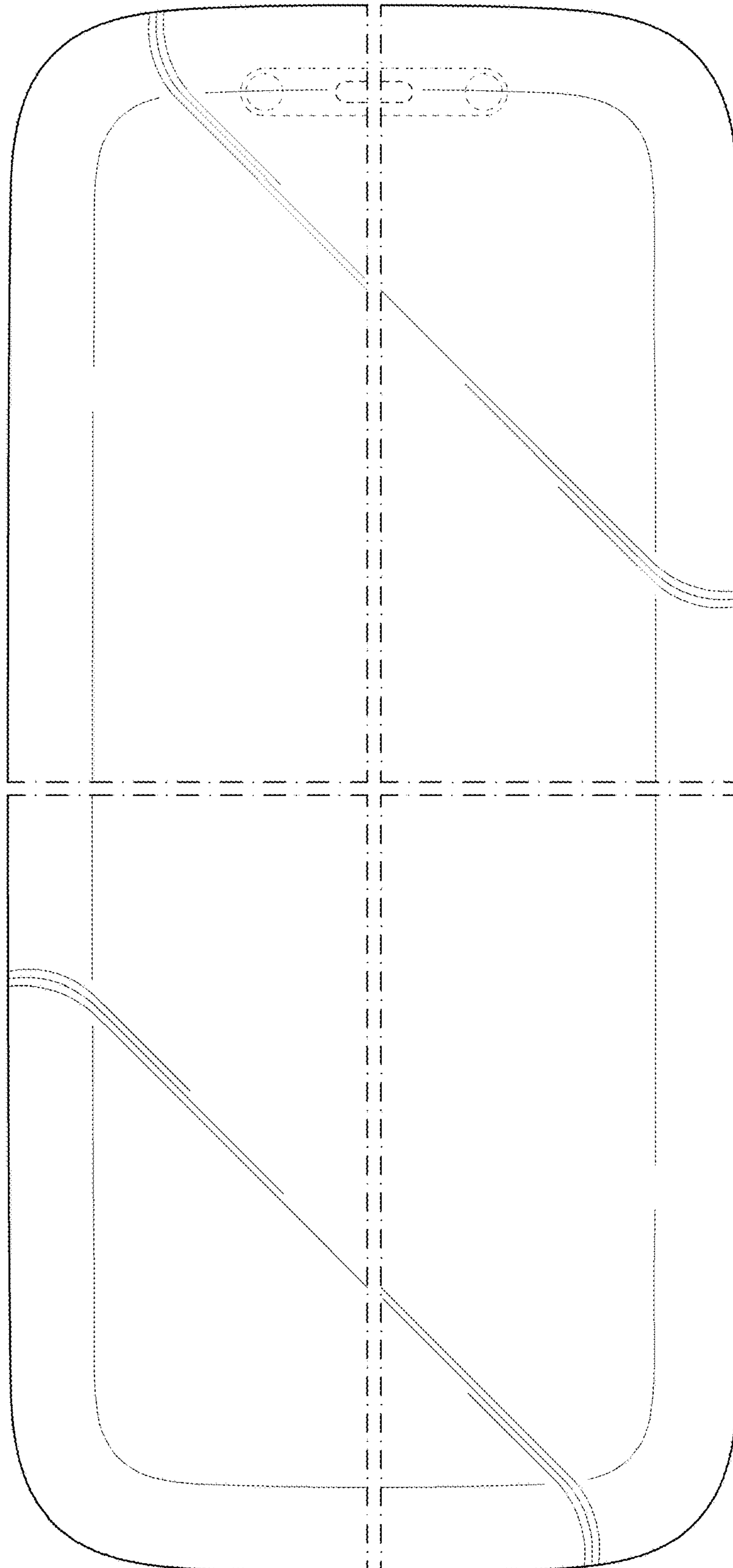


FIG. 19

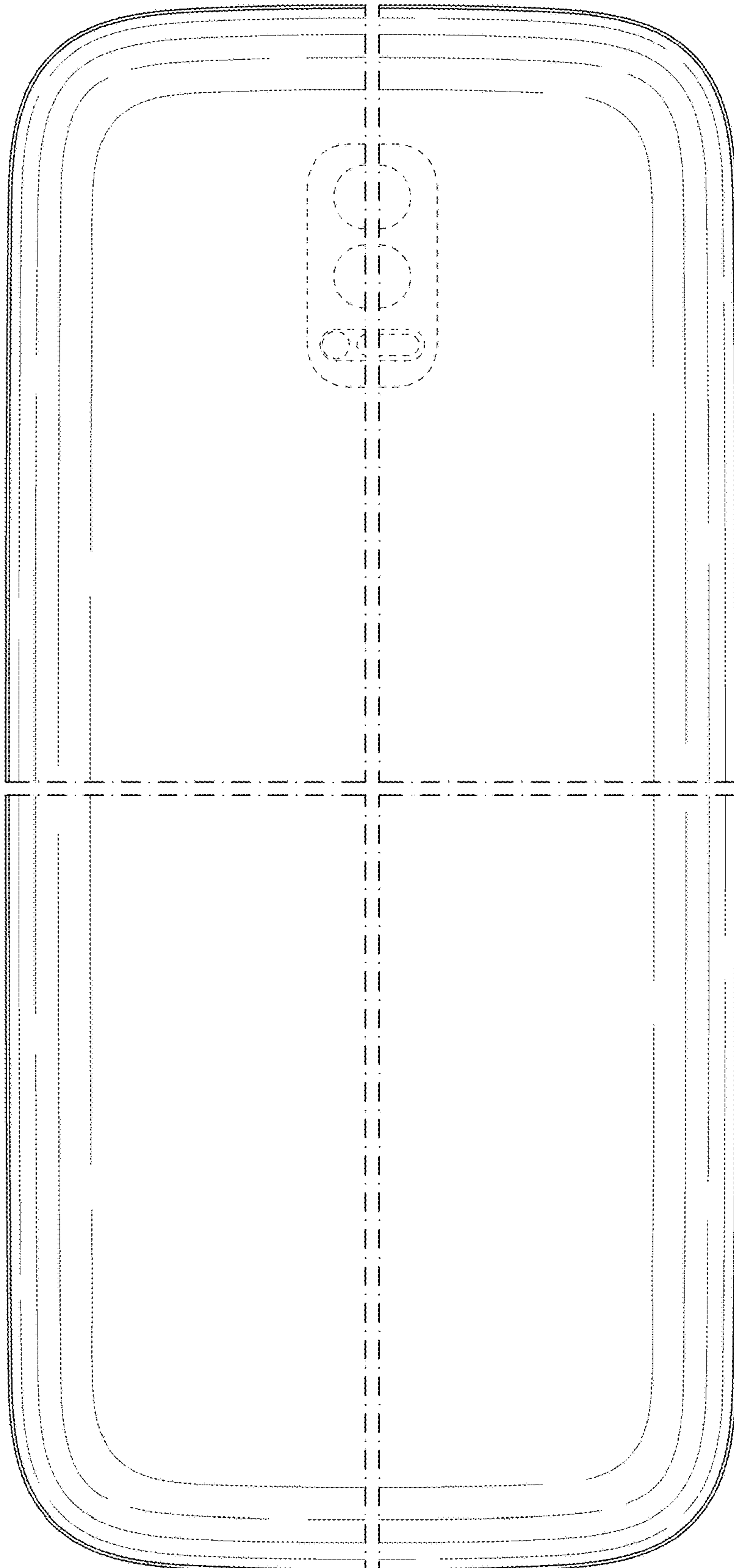


FIG.20

FIG.21

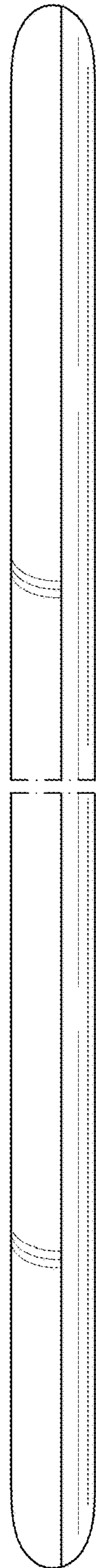
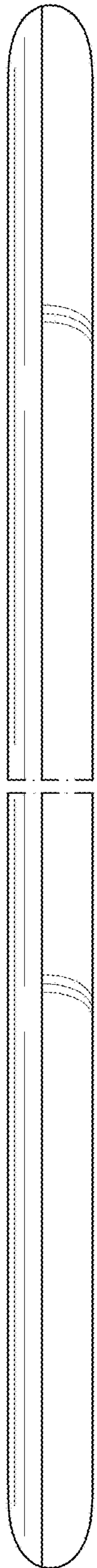


FIG.22

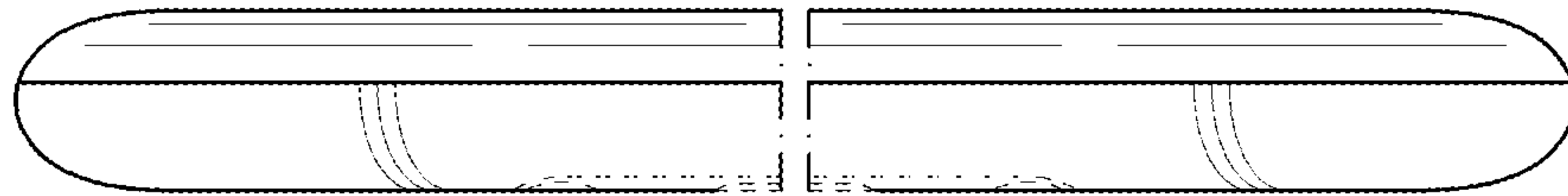


FIG.23

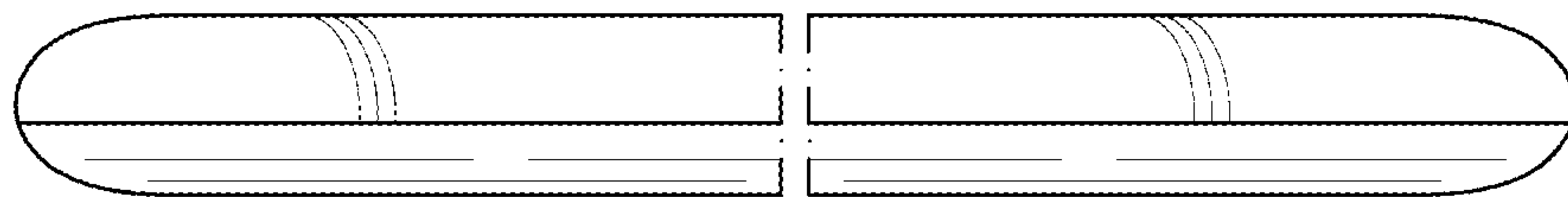


FIG.24

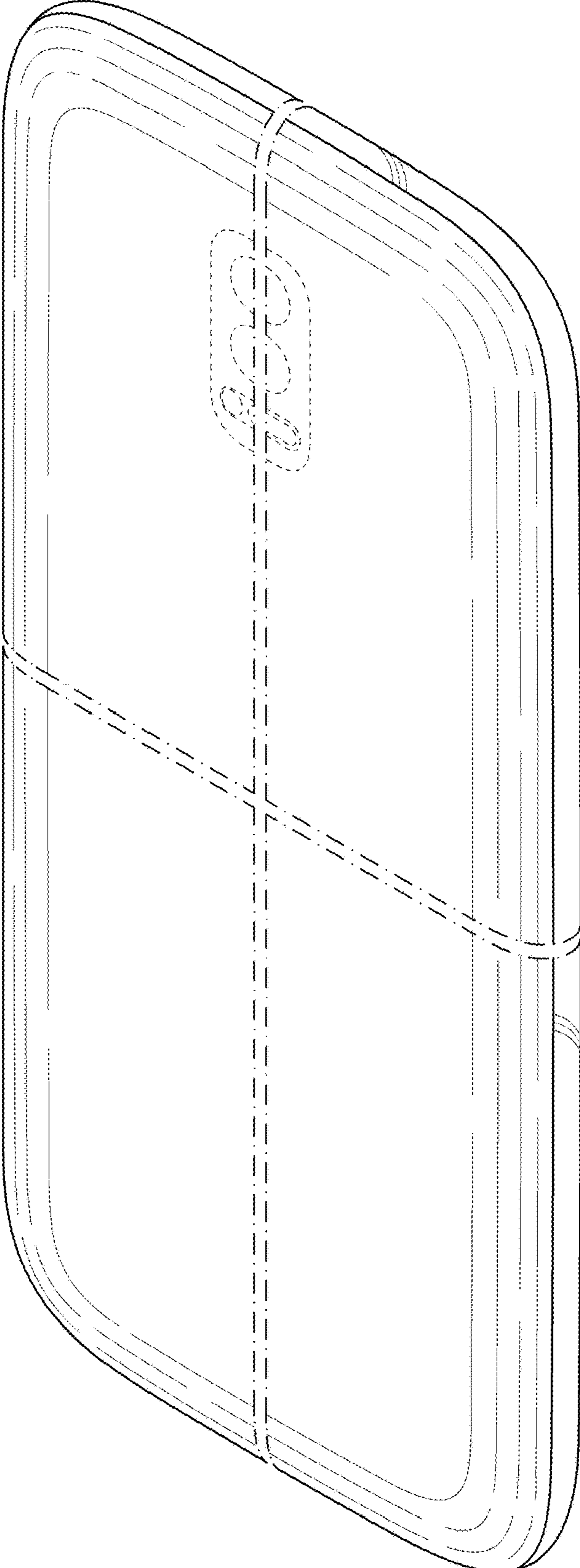


FIG.25

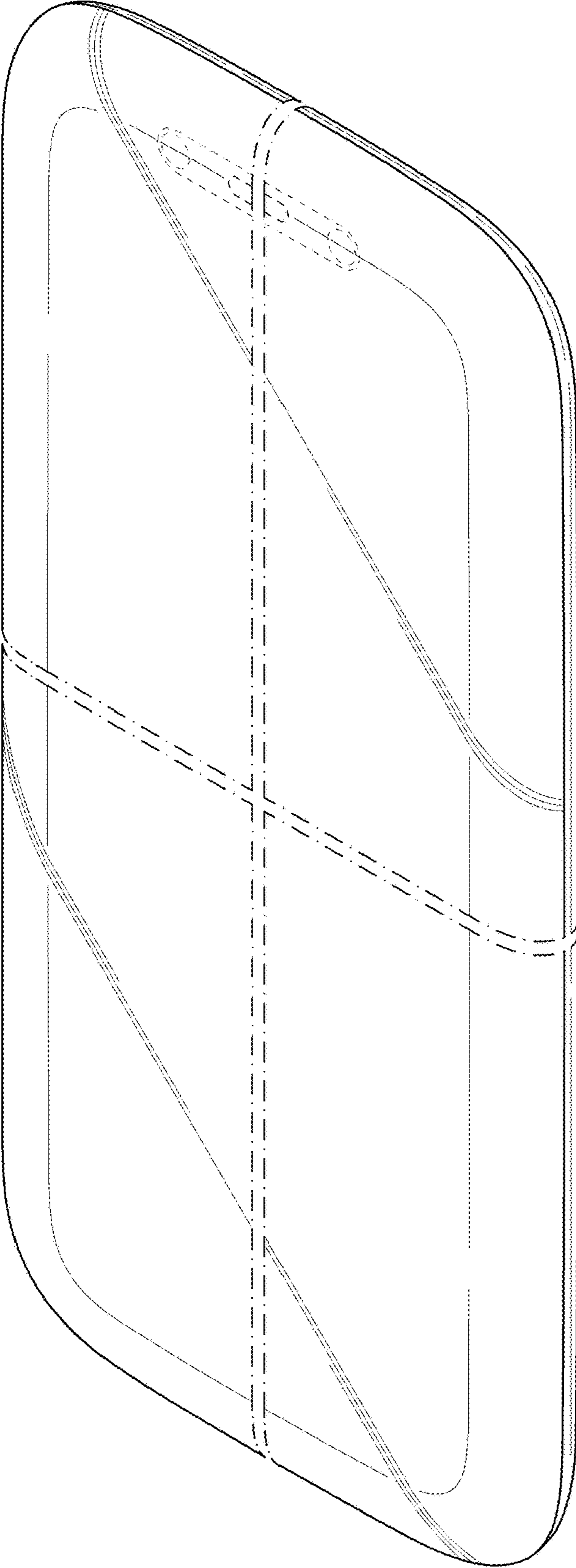


FIG.26

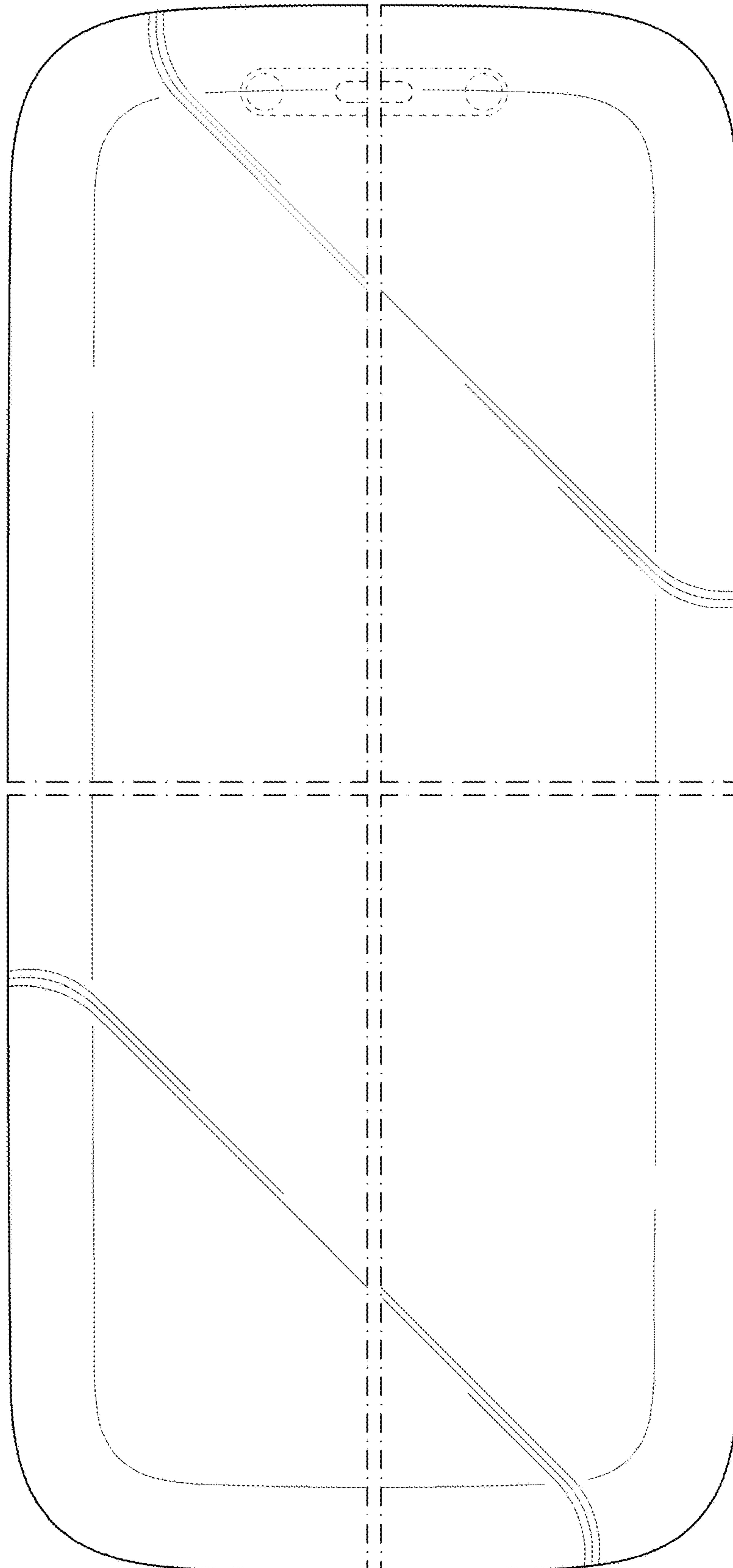


FIG.27

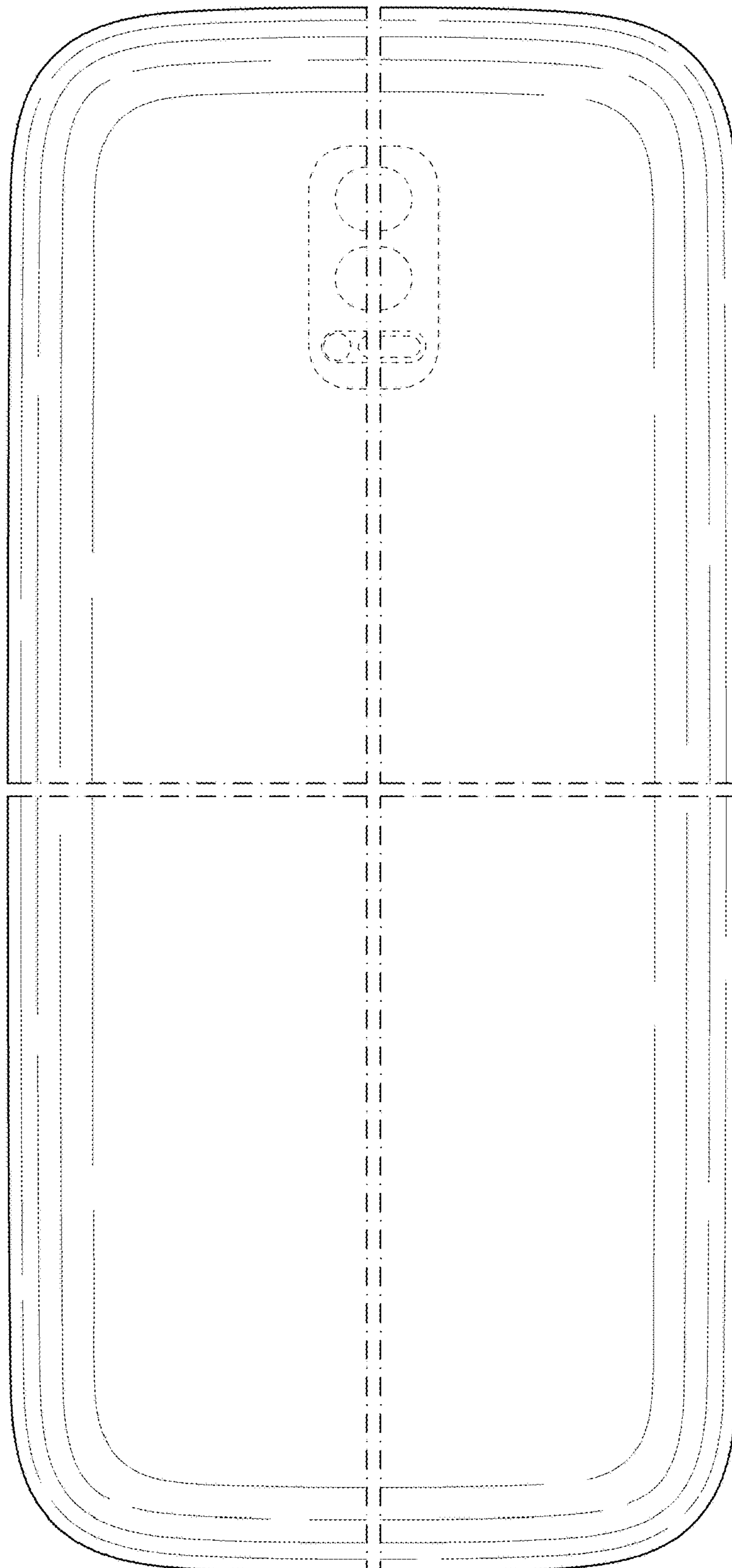


FIG.28

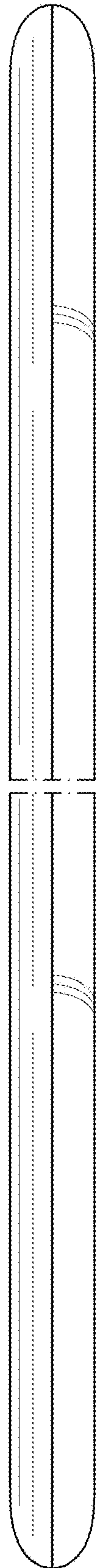


FIG.29




FIG.30

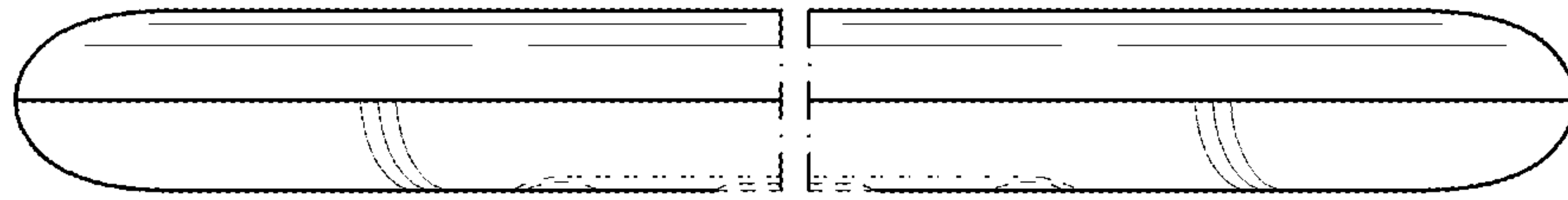


FIG.31

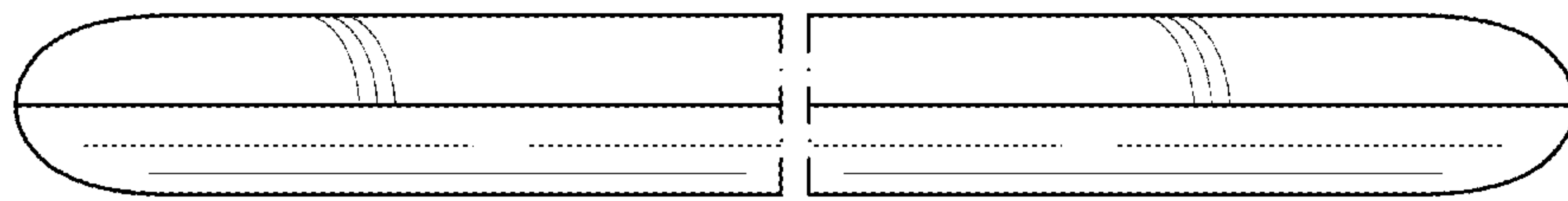


FIG.32

