



US00D901375S

(12) **United States Design Patent**
Lv et al.

(10) **Patent No.:** **US D901,375 S**
(45) **Date of Patent:** **** Nov. 10, 2020**

(54) **TIRE**

(71) Applicant: **PRINX CHENGSHAN (QINGDAO) INDUSTRIAL RESEARCH AND DESIGN CO., LTD.**, Qingdao (CN)

(72) Inventors: **Wei Lv**, Qingdao (CN); **Jiayu Qu**, Qingdao (CN)

(73) Assignee: **PRINX CHENGSHAN (QINGDAO) INDUSTRIAL RESEARCH AND DESIGN CO., LTD.**, Qingdao (CN)

(**) Term: **15 Years**

(21) Appl. No.: **29/693,942**

(22) Filed: **Jun. 6, 2019**

(30) **Foreign Application Priority Data**

Mar. 26, 2019 (CN) 2019 3 0129543

(51) **LOC (12) Cl.** **12-15**

(52) **U.S. Cl.**
USPC **D12/596**

(58) **Field of Classification Search**
USPC D12/579, 582, 583, 584, 596, 597, 602, D12/603
CPC .. B60C 11/0306; B60C 11/0309; B60C 11/04
See application file for complete search history.

(56) **References Cited**

U.S. PATENT DOCUMENTS

D287,706 S * 1/1987 Takeuchi D12/596
D402,239 S * 12/1998 Le D12/596

D444,740 S * 7/2001 Le D12/602
D502,683 S * 3/2005 Pang D12/602
D598,370 S * 8/2009 Beha D12/583
D660,224 S * 5/2012 Takahashi D12/602
D661,639 S * 6/2012 Carter D12/579
D718,226 S * 11/2014 Cerny D12/579
D766,169 S * 9/2016 Fujioka D12/596
D780,685 S * 3/2017 Krier D12/602
D867,273 S * 11/2019 Dixon D12/596
D867,277 S * 11/2019 Dixon D12/602
D870,031 S * 12/2019 Wang D12/602
D877,697 S * 3/2020 Schultz D12/602
D886,039 S * 6/2020 Dixon D12/602

* cited by examiner

Primary Examiner — Robert M. Spear

(74) *Attorney, Agent, or Firm* — Getech Law LLC; Jun Ye

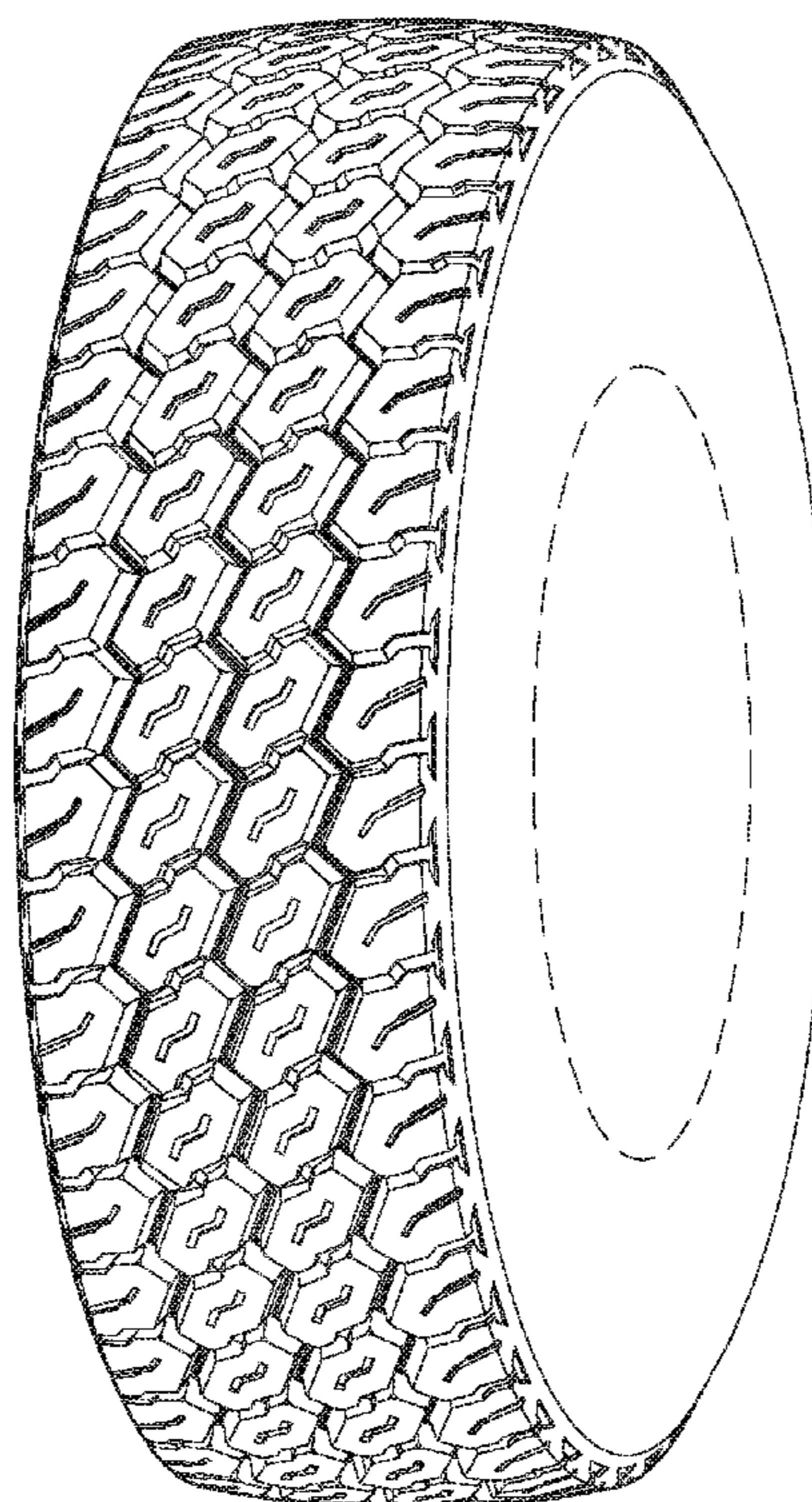
(57) **CLAIM**

The ornamental design for tire, as shown and described.

DESCRIPTION

FIG. 1 is a perspective view of tire in accordance with the present invention;
FIG. 2 is a front view thereof;
FIG. 3 is a side view thereof; and,
FIG. 4 is an enlarged sectional view thereof.
According to the present invention, a rear view is a mirror image of a front view thereof, and a right side view is identical to a left side view. The features shown in broken lines in the various Figures are for illustrating environmental structure and form no part of the claimed design.

1 Claim, 4 Drawing Sheets



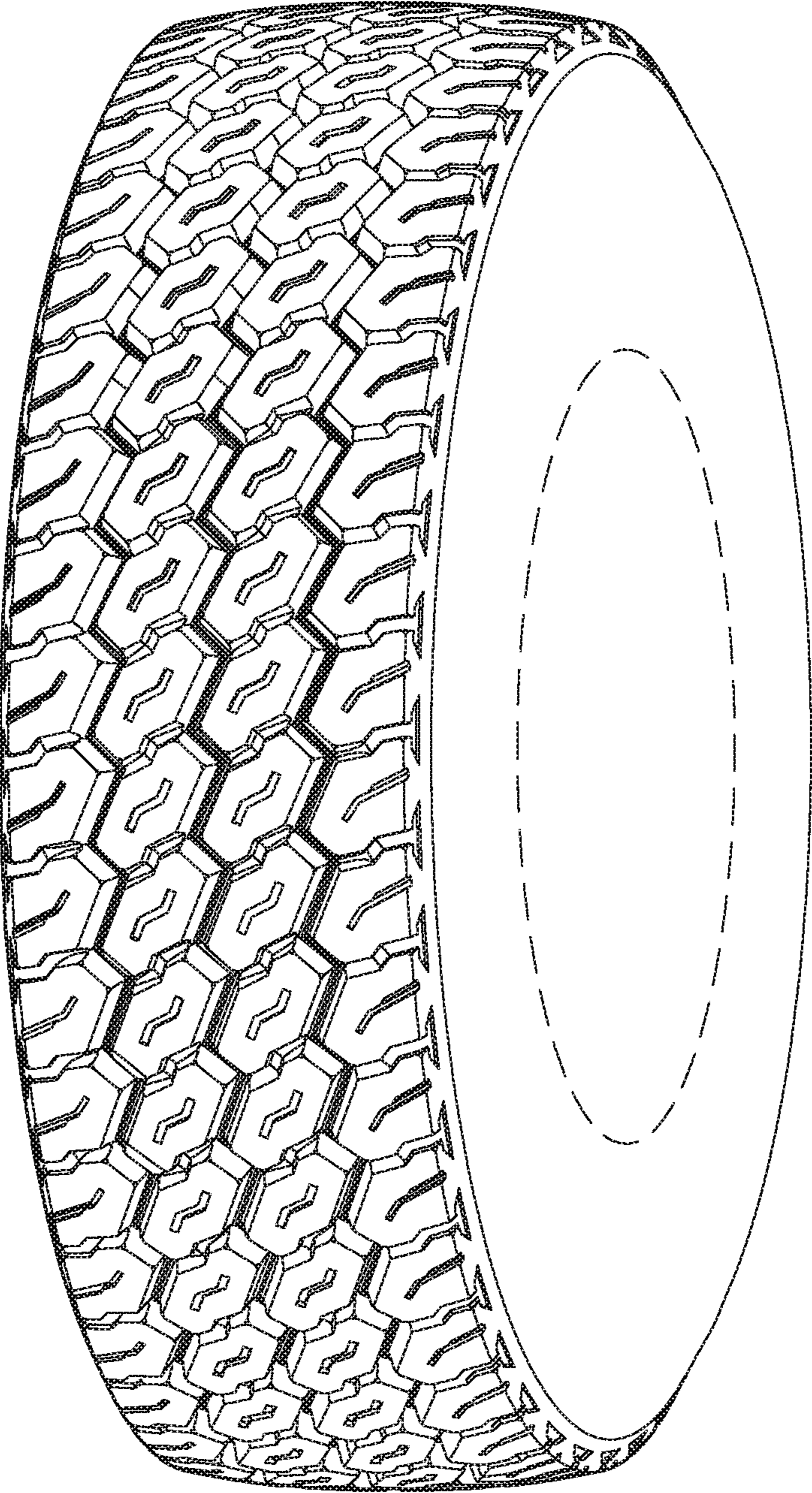


FIG. 1

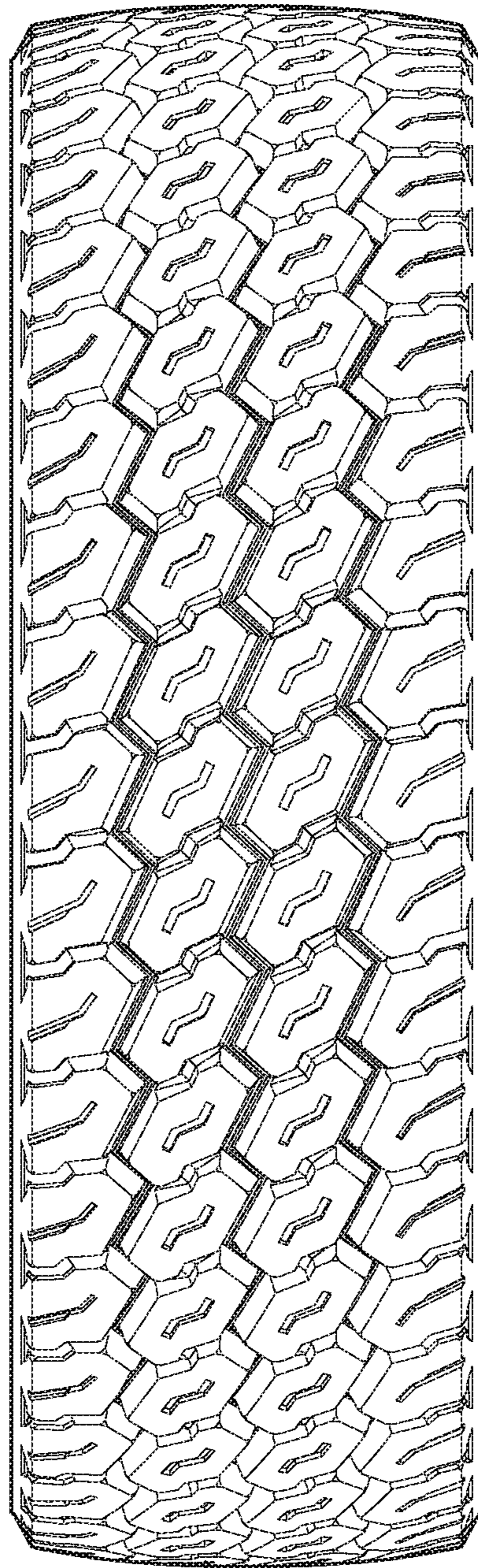


FIG. 2

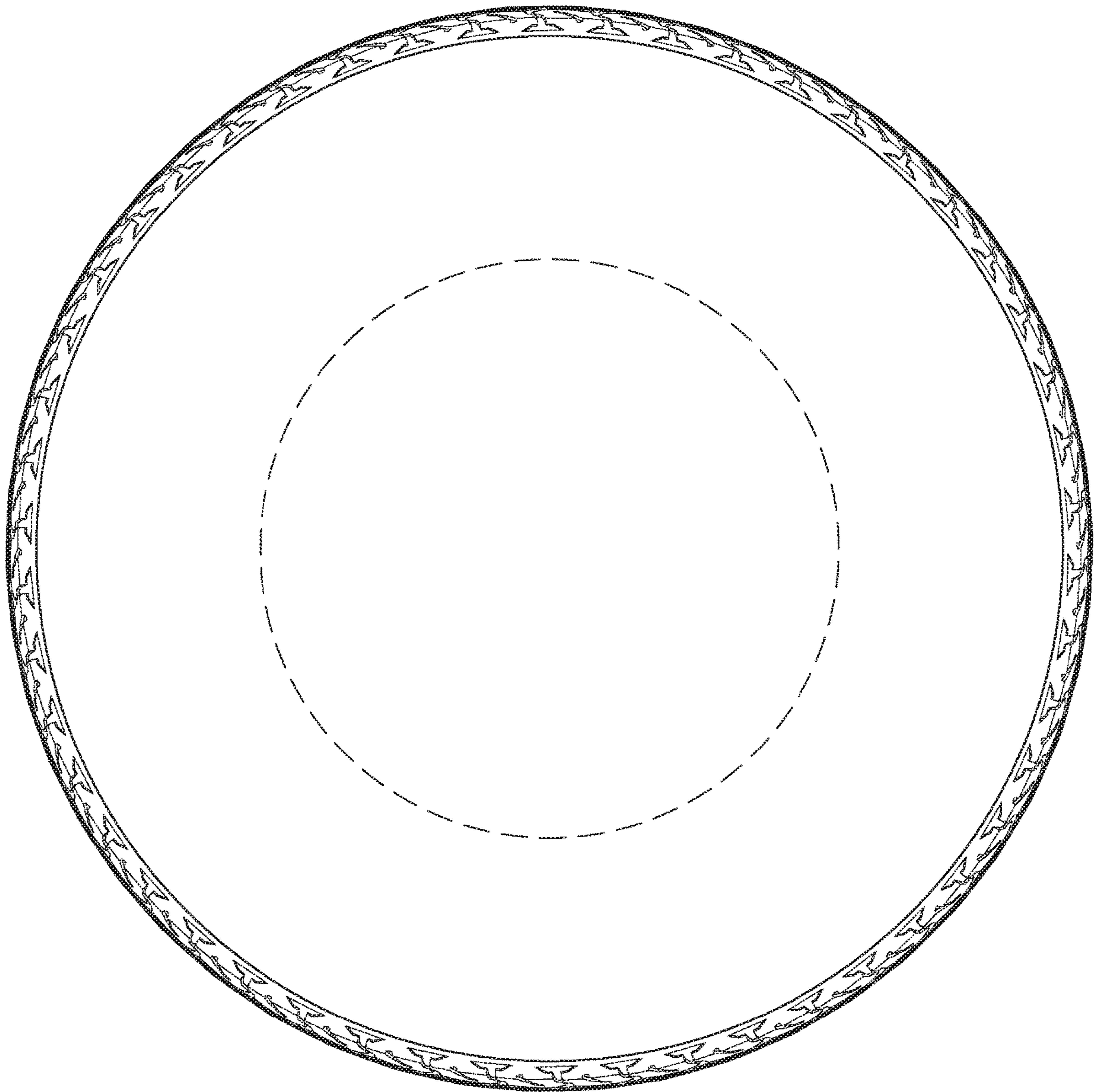


FIG. 3




FIG. 4