



US00D901372S

(12) **United States Design Patent**
Moia et al.

(10) **Patent No.:** **US D901,372 S**
(45) **Date of Patent:** **** Nov. 10, 2020**

(54) **TIRE**

(71) Applicant: **The Goodyear Tire & Rubber Company**, Akron, OH (US)
(72) Inventors: **Robin Moia**, Leudelange (LU); **Jan Frans Leyssens**, Leglise-Beheme (BE); **Xavier Jean-Francois Beot**, Heinsch (BE); **Christian Jean-Marie Kaes**, Schrondweiler (LU); **Marco Malago**, Stienta (IT)

(73) Assignee: **The Goodyear Tire & Rubber Company**, Akron, OH (US)

(**) Term: **15 Years**

(21) Appl. No.: **29/700,276**

(22) Filed: **Aug. 1, 2019**

(51) **LOC (12) Cl.** **12-15**

(52) **U.S. Cl.**
USPC **D12/517; D12/521; D12/900**

(58) **Field of Classification Search**
USPC D12/512, 514, 515, 517, 518, 519, 521, 523, 524, 527, 528, 531, 532, 900
CPC B60C 3/06; B60C 9/17; B60C 11/0304
See application file for complete search history.

(56) **References Cited**

U.S. PATENT DOCUMENTS

D423,422 S	4/2000	Selover et al.	D12/146
D451,440 S	12/2001	Weber	D12/146
D451,441 S	12/2001	Weber	D12/146
D453,729 S	2/2002	Demagall et al.	D12/523
D558,126 S	12/2007	Shavers et al.	D12/519
D558,127 S	12/2007	Shavers et al.	D12/519
D559,767 S	1/2008	Graas et al.	D12/521
D584,213 S	* 1/2009	Shinkai	D12/519
D599,276 S	9/2009	Fontaine et al.	D12/519

(Continued)

OTHER PUBLICATIONS

U.S. Appl. No. 29/673,784, filed Dec. 18, 2018, Philipot, et al.
U.S. Appl. No. 29/679,976, filed Feb. 12, 2019, Moia, et al.

Primary Examiner — Robert M. Spear

(74) *Attorney, Agent, or Firm* — Robert N. Lipsik

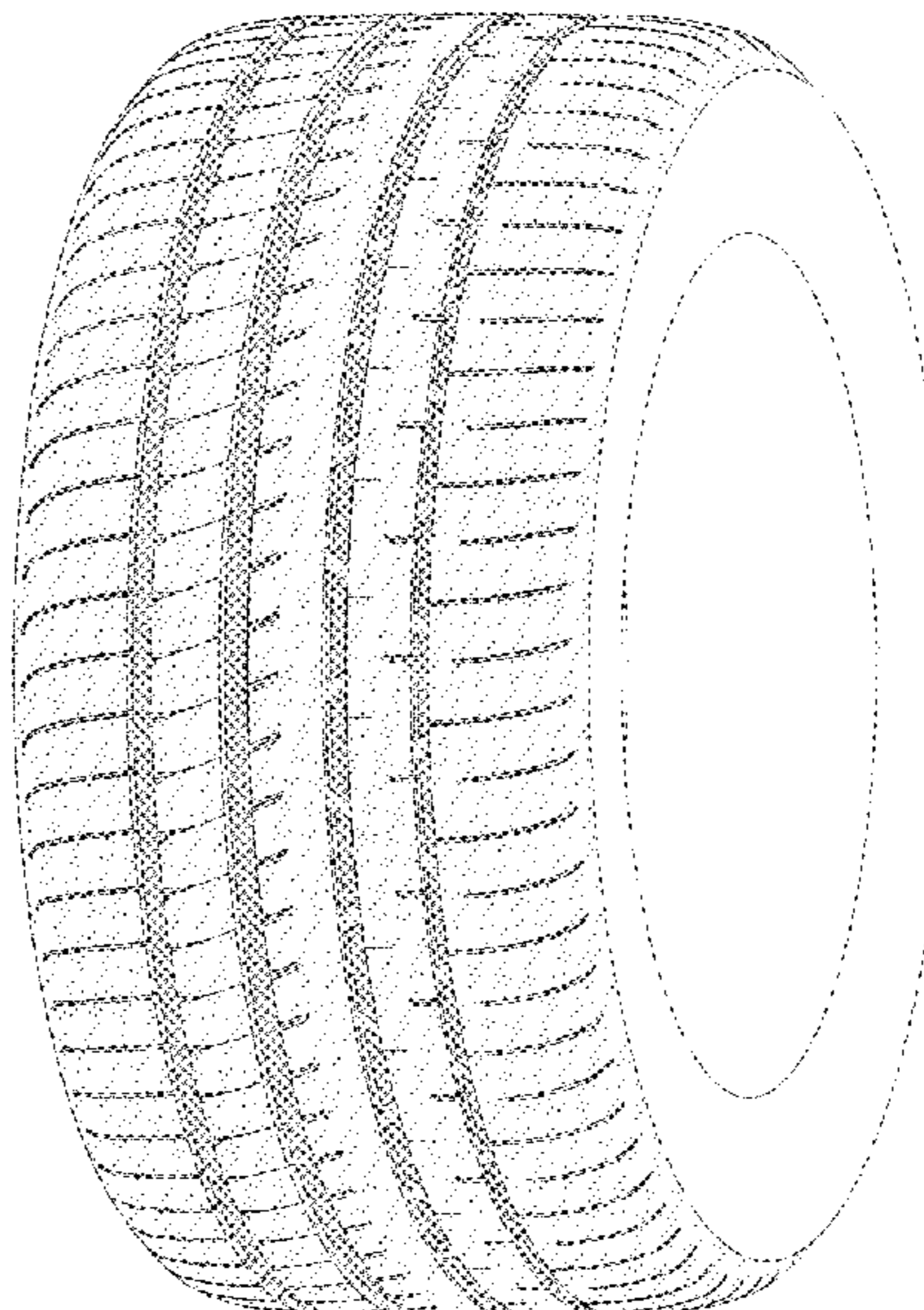
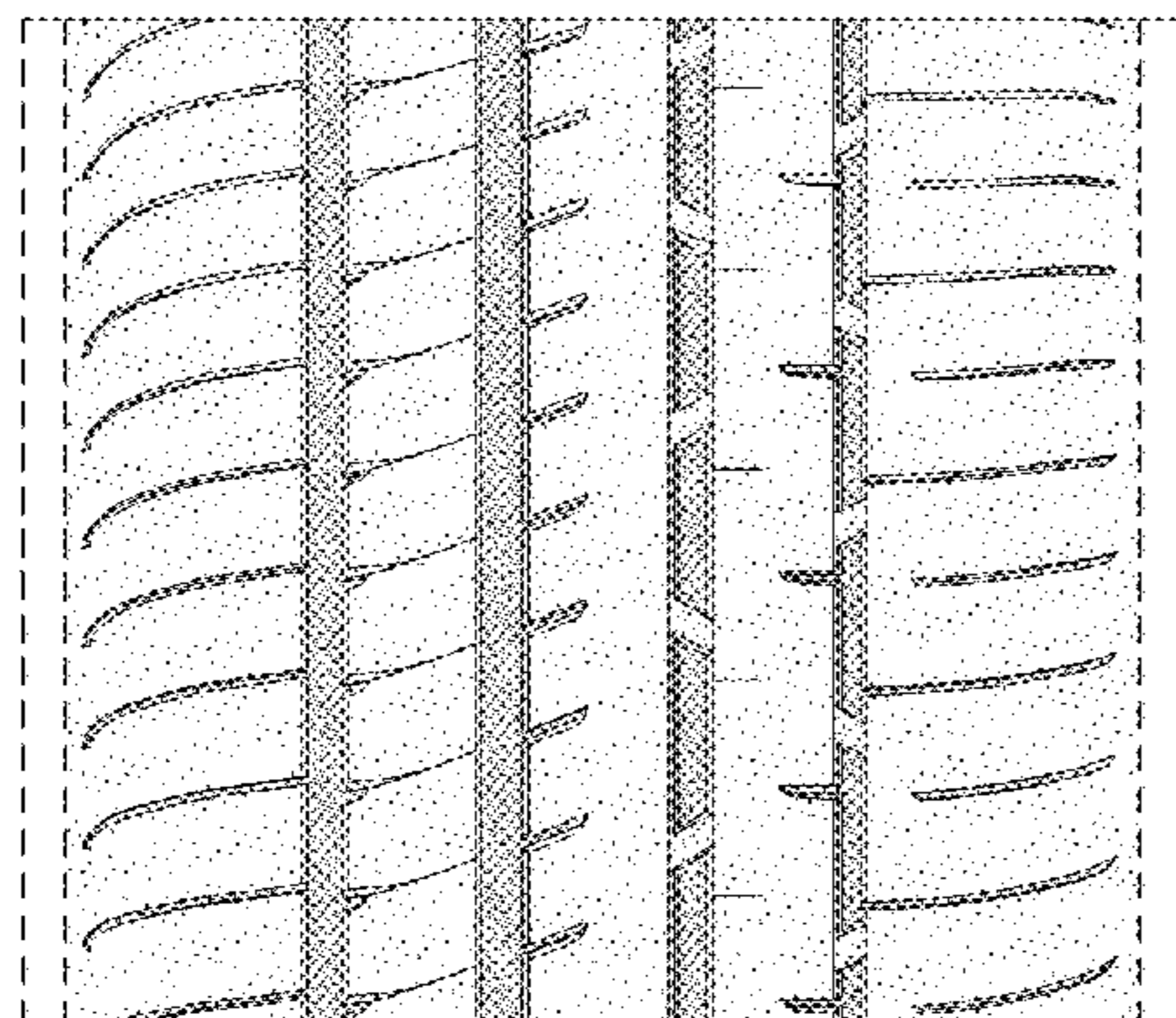
(57) **CLAIM**

The ornamental design for a tire, as shown and described.

DESCRIPTION

FIG. 1 is a right side perspective view of a tire showing our new design, it being understood that the pattern repeats uniformly throughout the circumference of the tread;
 FIG. 2 is a left side perspective view thereof;
 FIG. 3 is a front elevational view thereof;
 FIG. 4 is a right side elevational view thereof;
 FIG. 5 is a left side elevational view thereof;
 FIG. 6 is an enlarged fragmentary front elevational view thereof;
 FIG. 7 is a right side perspective view of a second embodiment of a tire showing our new design, it being understood that the interior of the tire forms no part of the claim and that the pattern repeats uniformly throughout the circumference of the tread;
 FIG. 8 is a left side perspective view of a second embodiment, it being understood that the interior of the tire forms no part of the claim; and,
 FIG. 9 is a front elevational view of a second embodiment, it being understood that an enlarged fragmentary view thereof would be substantially identical to that shown in FIG. 6, with the exception of the inclusion of the sidewall in solid lines.
 In the drawings, the broken lines immediately adjacent to the outer edges of the tire shoulder represent boundaries of the claim, and the broken lines depict environmental subject matter only and form no part of the claimed design.

1 Claim, 9 Drawing Sheets



(56)

References Cited

U.S. PATENT DOCUMENTS

D601,939 S	10/2009	Fontaine et al.	D12/519
D609,161 S	2/2010	Fontaine et al.	D12/517
D619,080 S	7/2010	Woidtke et al.	D12/519
D626,910 S	11/2010	Bott et al.	D12/519
D634,699 S	3/2011	Fontaine et al.	D12/517
D644,593 S	9/2011	Fontaine et al.	D12/523
D647,455 S *	10/2011	Frappart	D12/518
D648,668 S *	11/2011	Kujime	D12/519
D659,633 S	5/2012	Bindner et al.	D12/521
D665,336 S	8/2012	Skurich et al.	D12/523
D667,358 S	9/2012	Fontaine et al.	D12/518
D708,116 S	7/2014	Caron et al.	D12/523
D713,778 S	9/2014	Muthigi et al.	D12/521
D728,453 S	5/2015	Maxwell et al.	D12/523
D730,269 S	5/2015	Maxwell et al.	D12/523
D743,873 S	11/2015	Majerus et al.	D12/523
D753,049 S *	4/2016	Koishikawa	D12/523
D787,425 S	5/2017	Kossi et al.	D12/523
D791,064 S	7/2017	Bokken et al.	D12/517
D794,539 S	8/2017	Bindner et al.	D12/523
D795,149 S	8/2017	Digman et al.	D12/209
D795,163 S	8/2017	Digman et al.	D12/519
D795,164 S	8/2017	Philipot et al.	D12/521
D804,396 S	12/2017	Philipot et al.	D12/523
D805,023 S *	12/2017	Hayashi	D12/532
D823,232 S	7/2018	Bode et al.	D12/515
D833,371 S *	11/2018	Takahashi	D12/517
D882,494 S *	4/2020	Philipot	D12/523
D887,342 S *	6/2020	Moia	D12/521

* cited by examiner

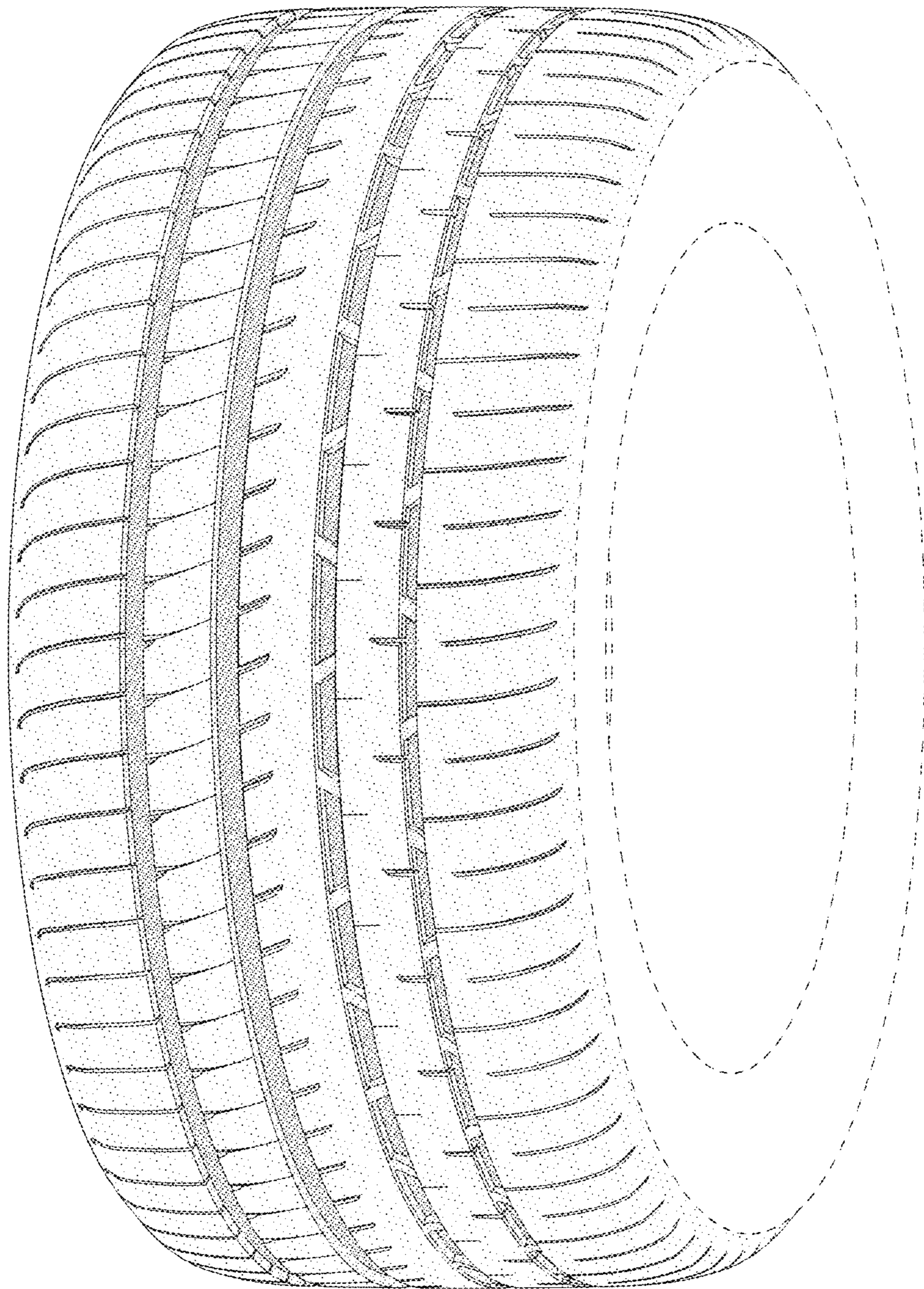


FIG - 1

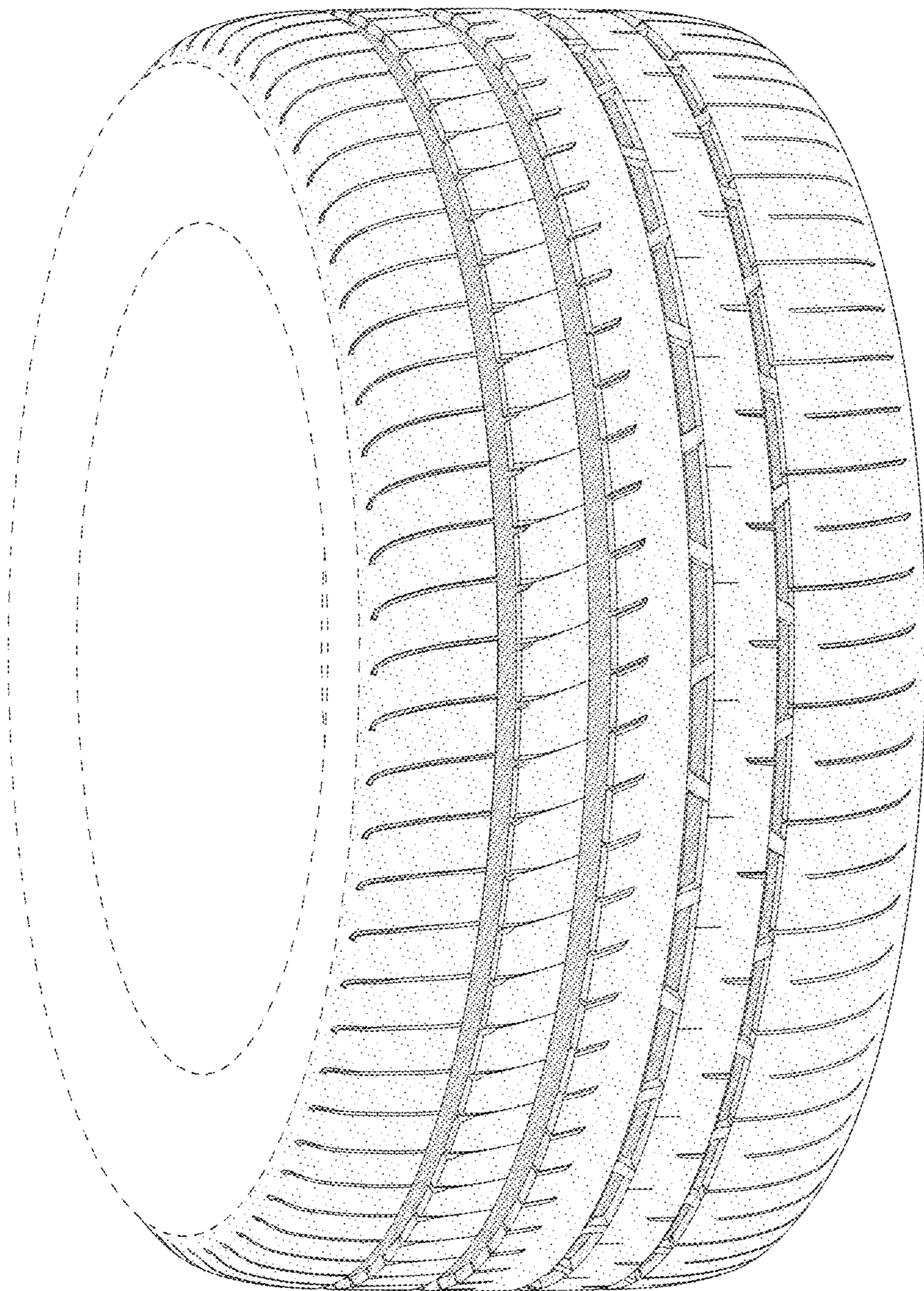


FIG - 2

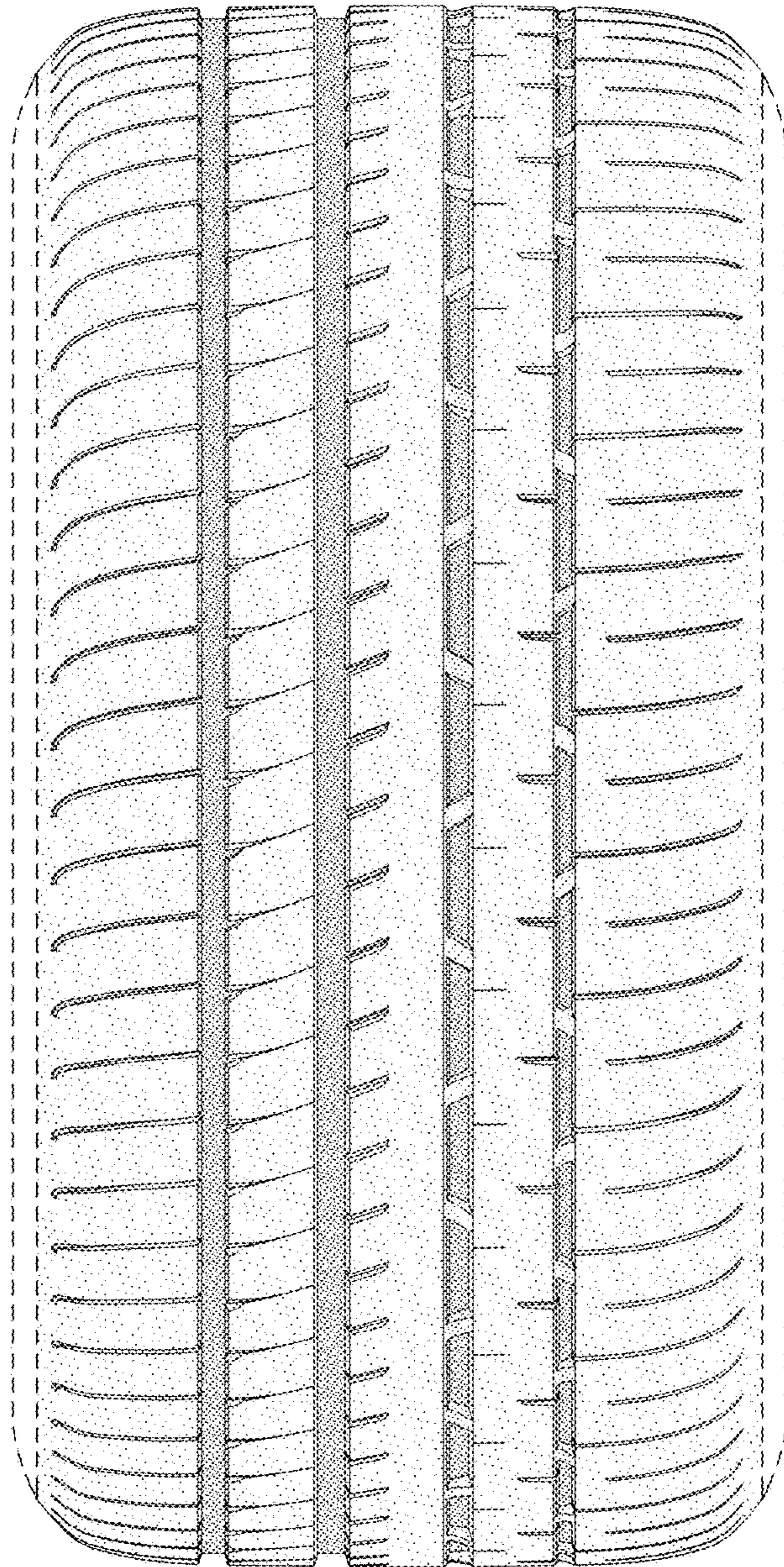


FIG - 3

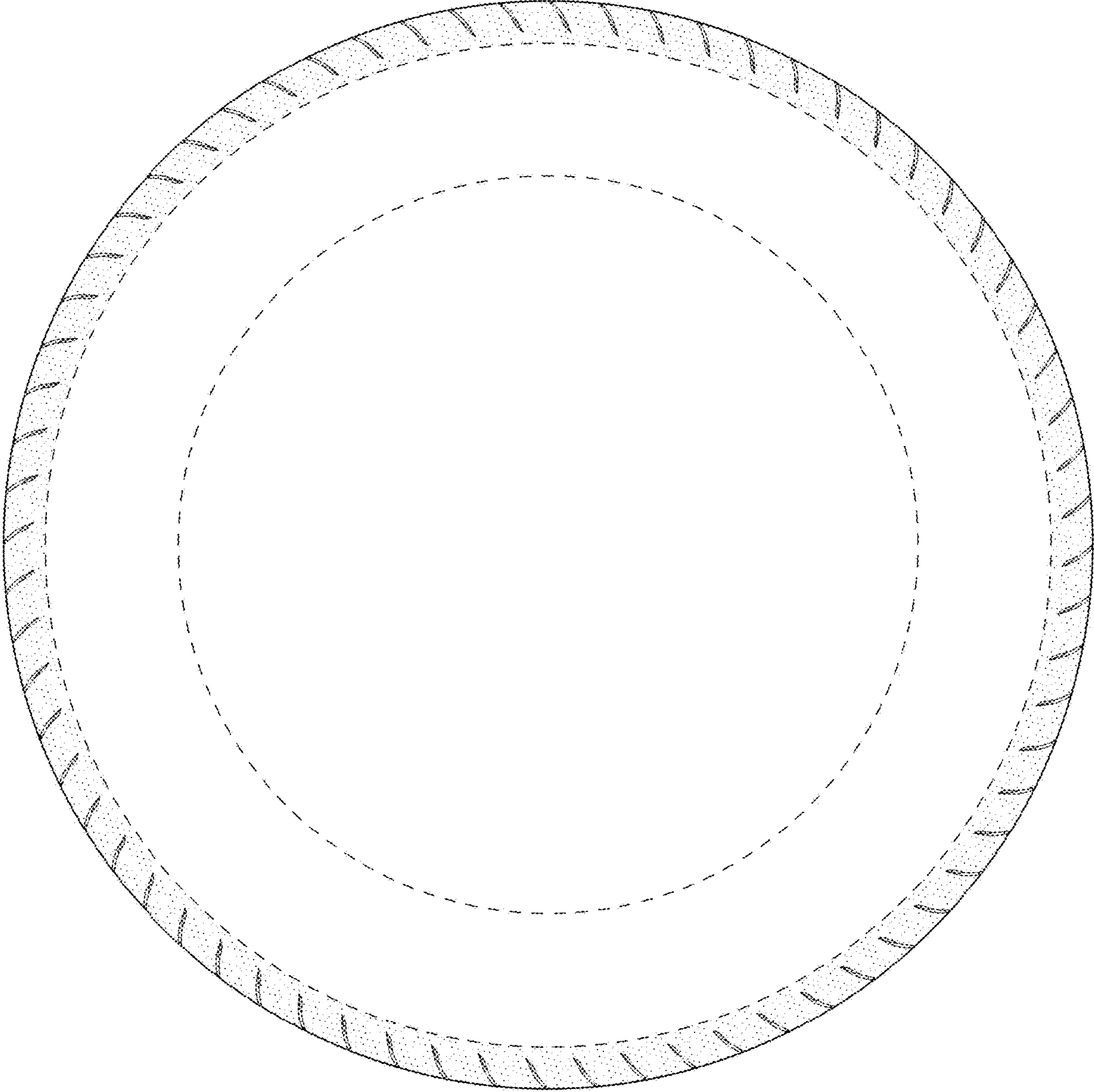


FIG - 4




FIG - 5

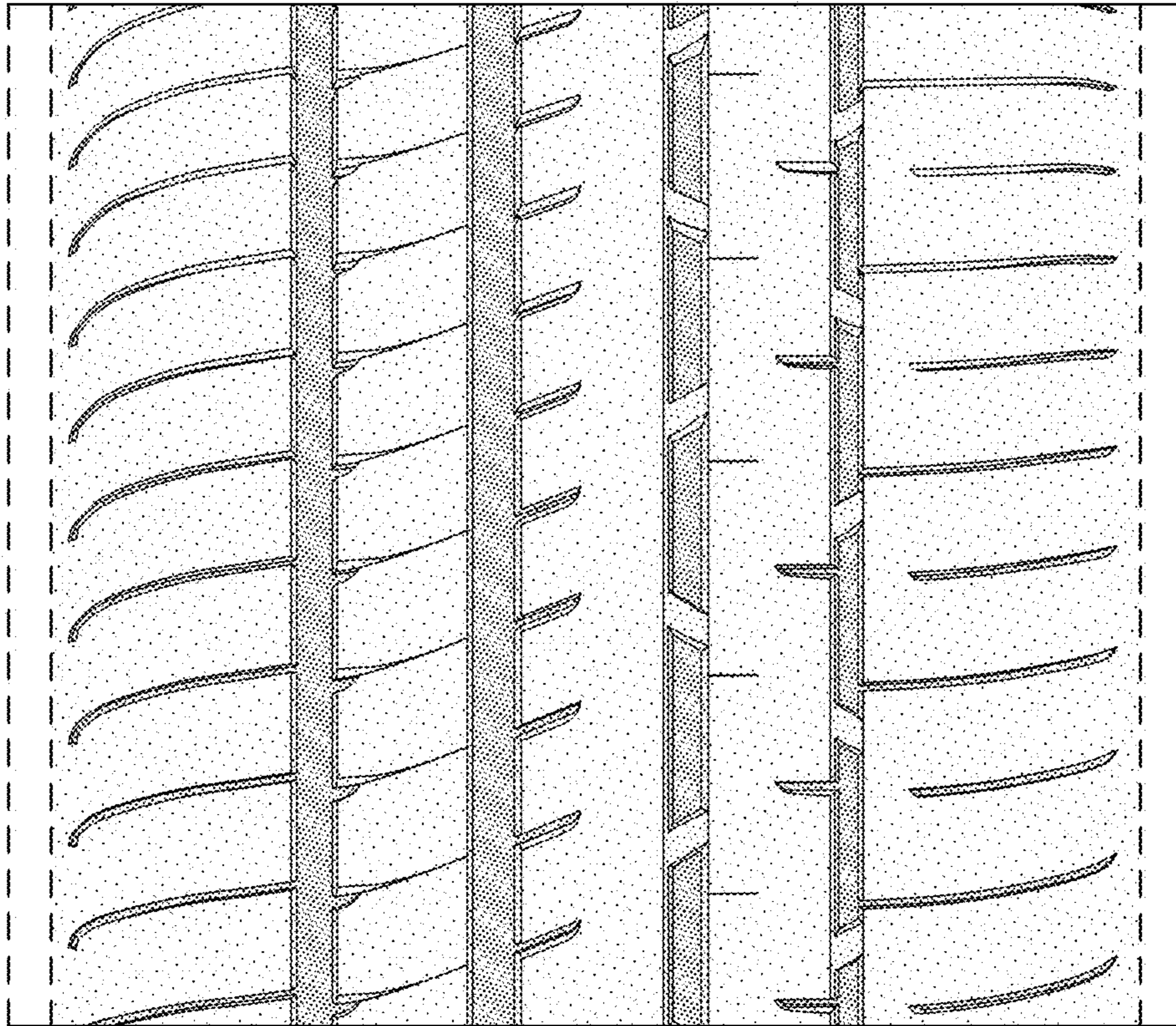


FIG - 6

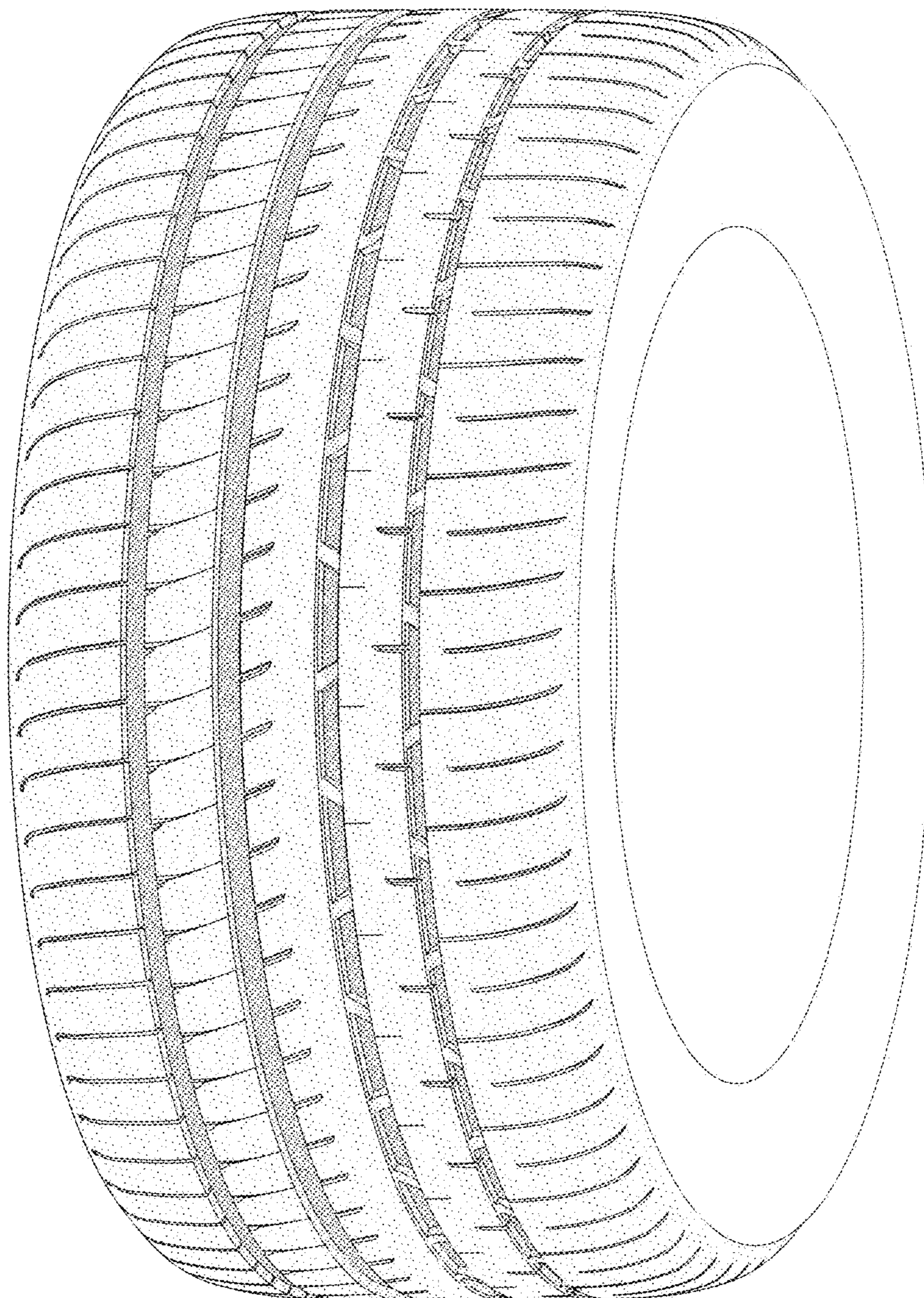


FIG - 7

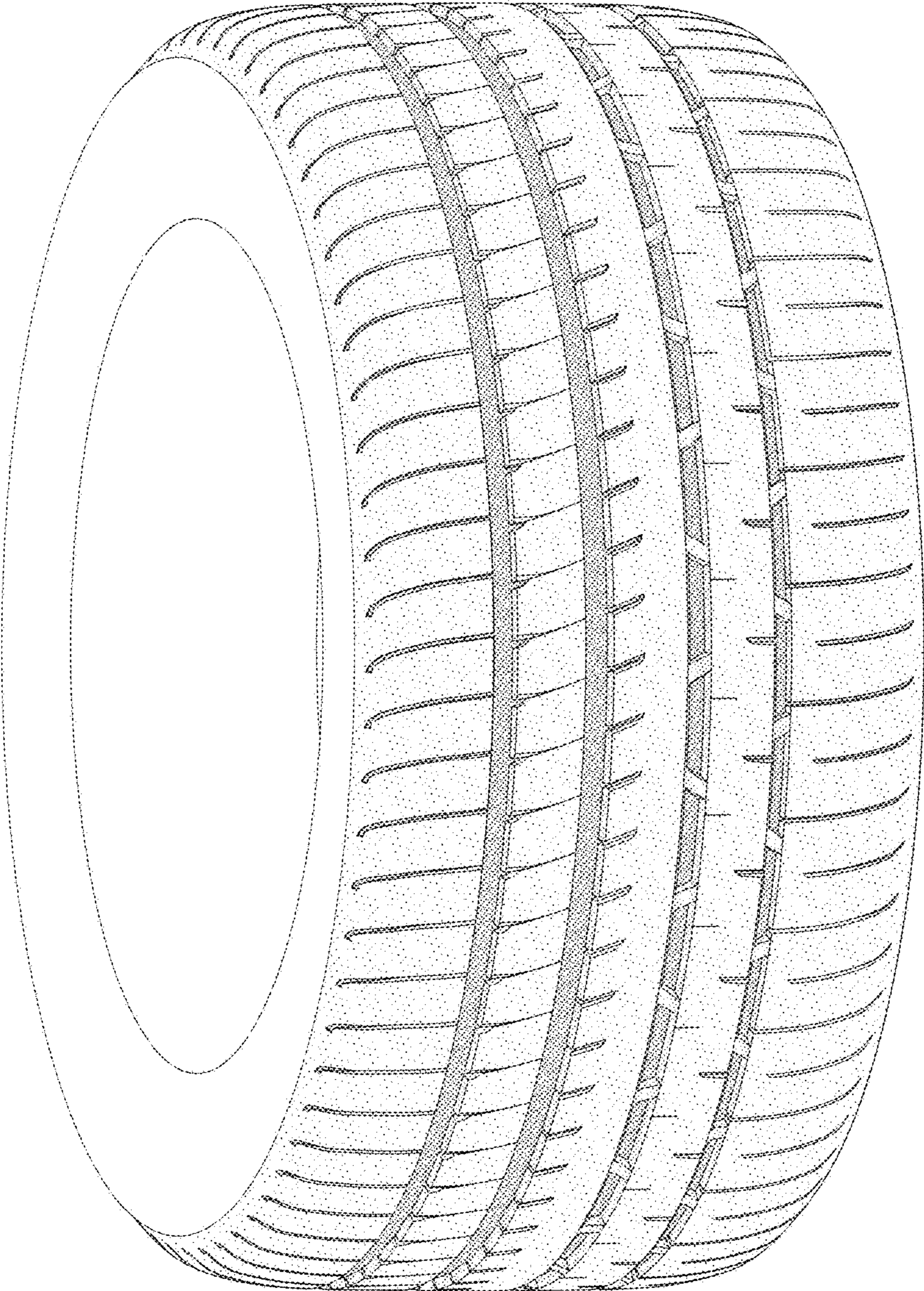


FIG - 8

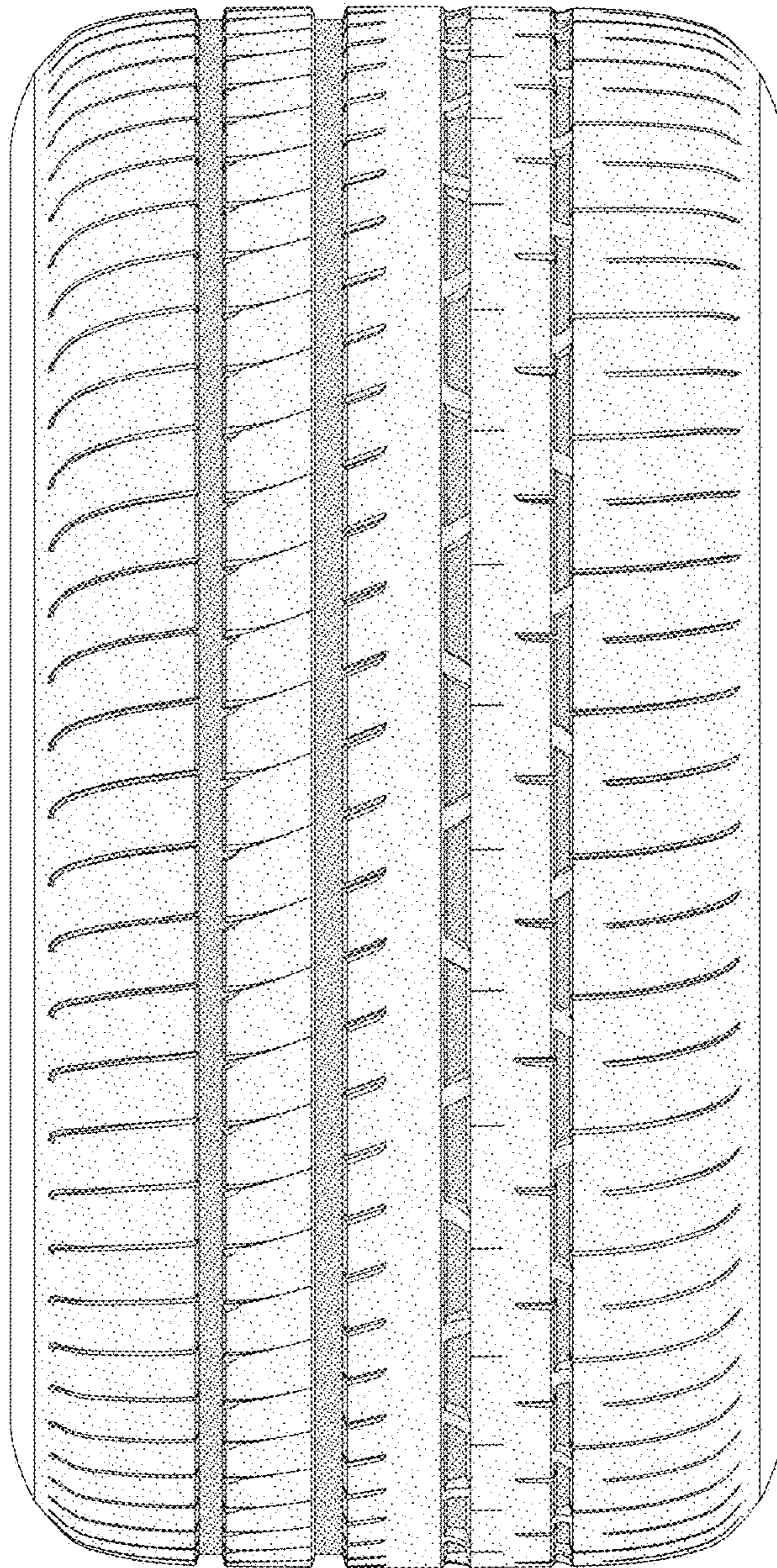


FIG - 9