



US00D901335S

(12) **United States Design Patent**
Ducher et al.

(10) **Patent No.:** **US D901,335 S**

(45) **Date of Patent:** **** Nov. 10, 2020**

(54) **COVER FOR TRANSPORT REFRIGERATION UNIT**

(71) Applicant: **Carrier Corporation**, Jupiter, FL (US)

(72) Inventors: **Gael Ducher**, Olivet (FR); **Mark Hooker**, Seine Maritime (FR); **Pascal Moncomble**, Eure (FR); **Thomas S. Visalli**, Oneida, NY (US)

(73) Assignee: **CARRIER CORPORATION**, Palm Beach Gardens, FL (US)

(**) Term: **15 Years**

(21) Appl. No.: **29/629,788**

(22) Filed: **Dec. 15, 2017**

(51) **LOC (12) Cl.** **12-16**

(52) **U.S. Cl.**
USPC **D12/106**

(58) **Field of Classification Search**
USPC D12/19, 129, 100–106, 111–112;
D21/425, 435; D34/21–26, 12, 16–19
CPC .. B62D 35/00; B62D 33/077; B62D 33/0612;
B62D 24/04; B60P 3/10; B60P 3/1033;
B60P 3/0257; B60P 3/34; E01F 15/14
See application file for complete search history.

(56) **References Cited**

U.S. PATENT DOCUMENTS

D316,688 S *	5/1991	Barginear	D12/101
D733,005 S *	6/2015	Erwin	D12/101
D738,806 S *	9/2015	Williamson	D12/221
D761,160 S *	7/2016	Gilles Duros	D12/101
D779,380 S *	2/2017	van den Berg	D12/101

D803,102 S *	11/2017	Pletcher	D12/101
D822,544 S *	7/2018	Black	D12/102
D836,037 S *	12/2018	Tran	D12/102
D864,032 S *	10/2019	Bernard	D12/101
D867,216 S *	11/2019	Van Wyk	B60R 9/06 D12/102
D867,218 S *	11/2019	Arter	D12/102
D868,633 S *	12/2019	Krenelka	D12/102
D872,655 S *	1/2020	Green	D12/106

* cited by examiner

Primary Examiner — Katrina A Betton

(74) *Attorney, Agent, or Firm* — Cantor Colburn LLP

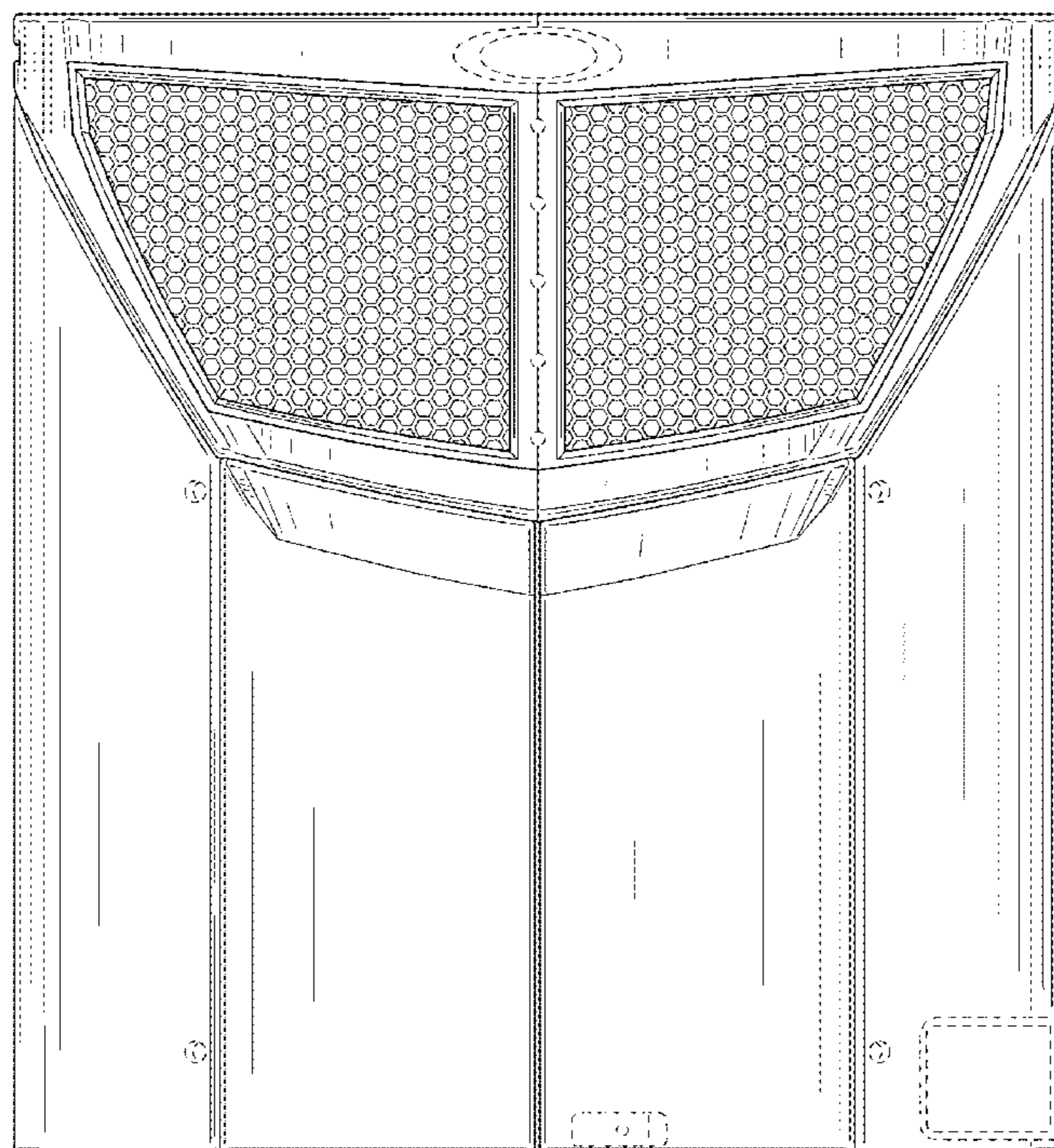
(57) **CLAIM**

We claim, the ornamental design for a cover for transport refrigeration unit, as shown and described.

DESCRIPTION

FIG. 1 is a perspective view of a cover for transport refrigeration unit, showing our new design; FIG. 2 is a front view of the embodiment shown in FIG. 1; FIG. 3 is a rear view of the embodiment shown in FIG. 1; FIG. 4 is a side view of the embodiment shown in FIG. 1; FIG. 5 is another side view of the embodiment shown in FIG. 1; FIG. 6 is a top view of the embodiment shown in FIG. 1; FIG. 7 is a bottom view of the embodiment shown in FIG. 1; and, FIG. 8 is another perspective view of the embodiment shown in FIG. 1, as shown on a trailer unit. The broken line disclosure forms no part of the claimed design.

1 Claim, 6 Drawing Sheets



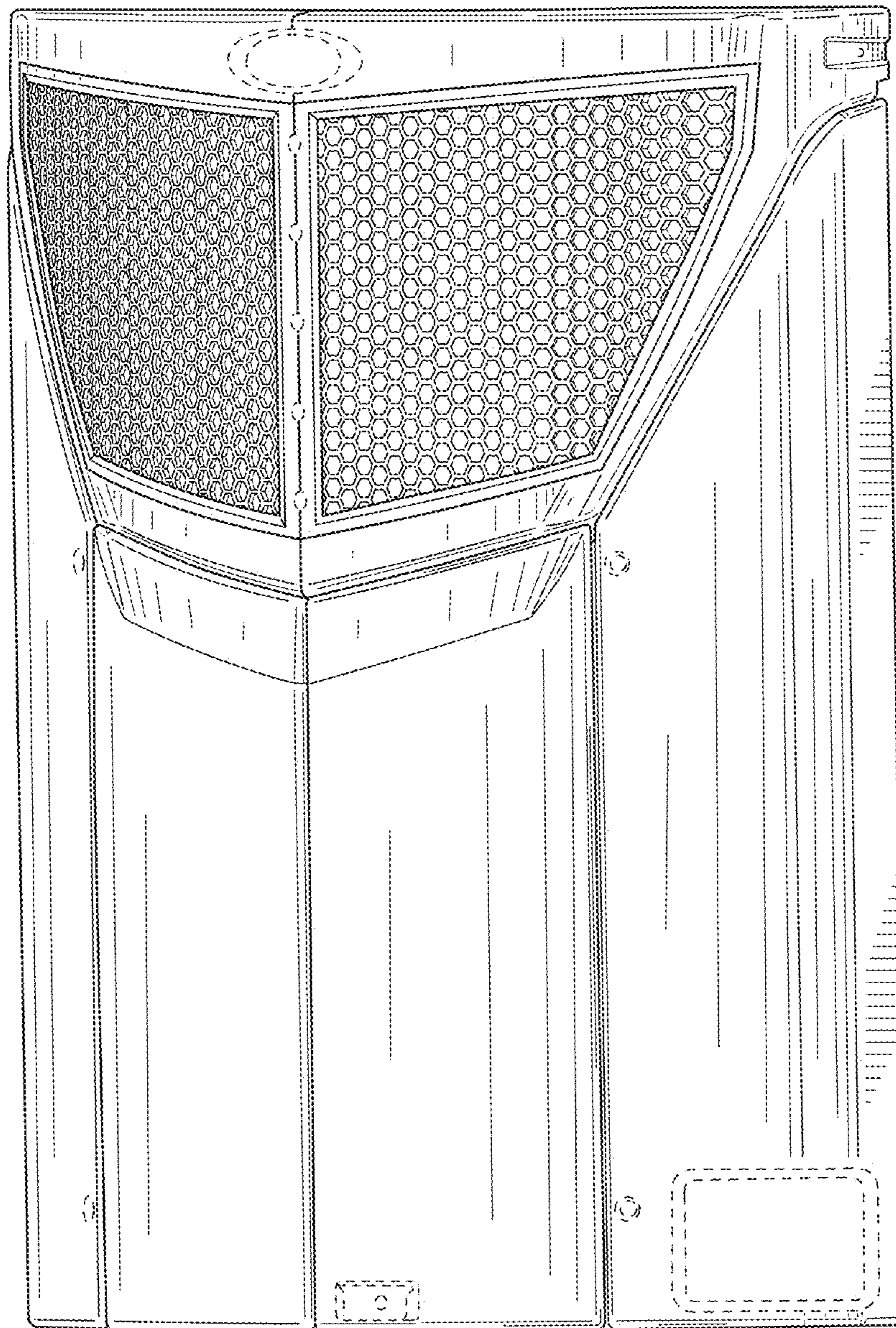


FIG. 1

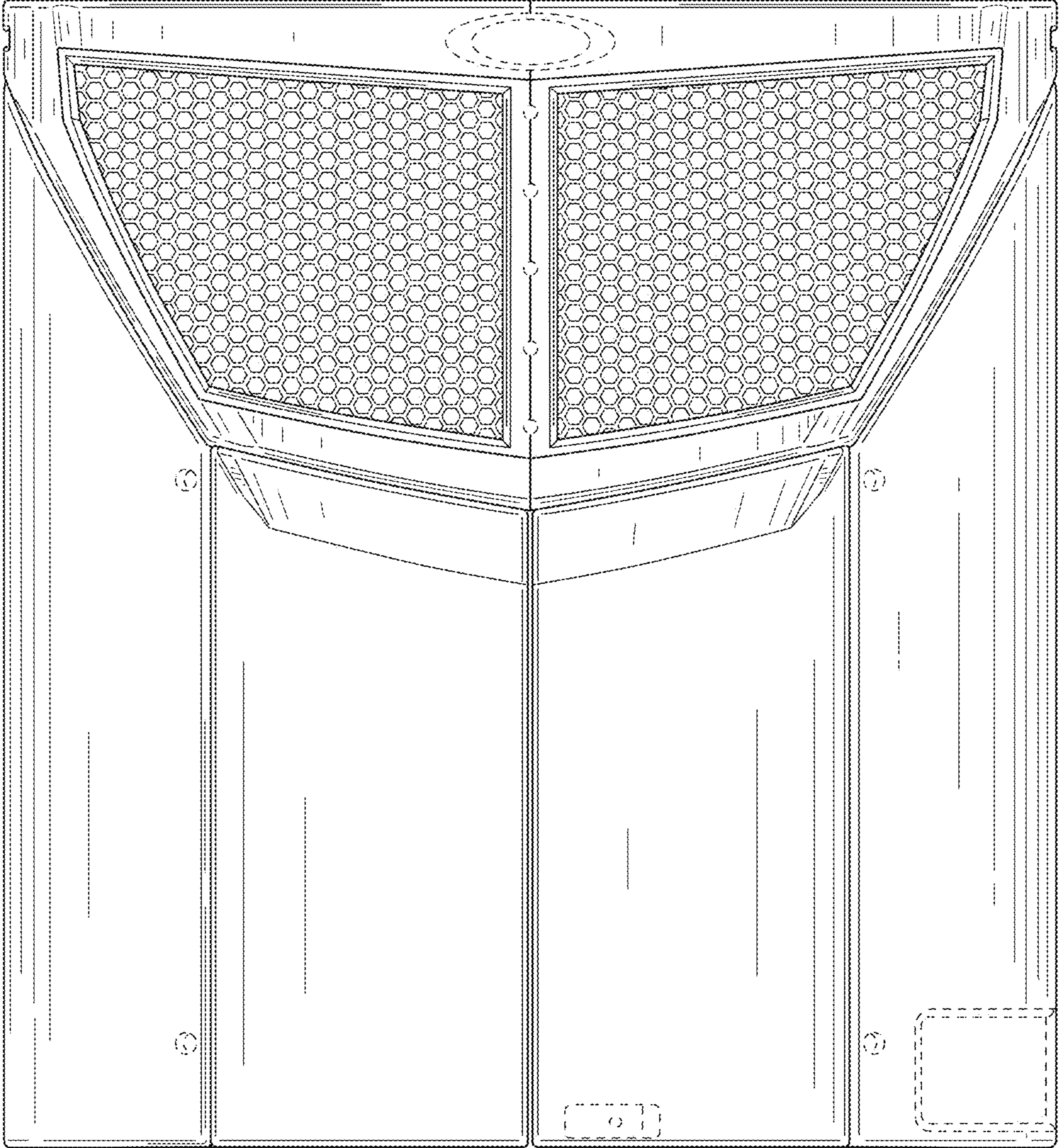


FIG. 2

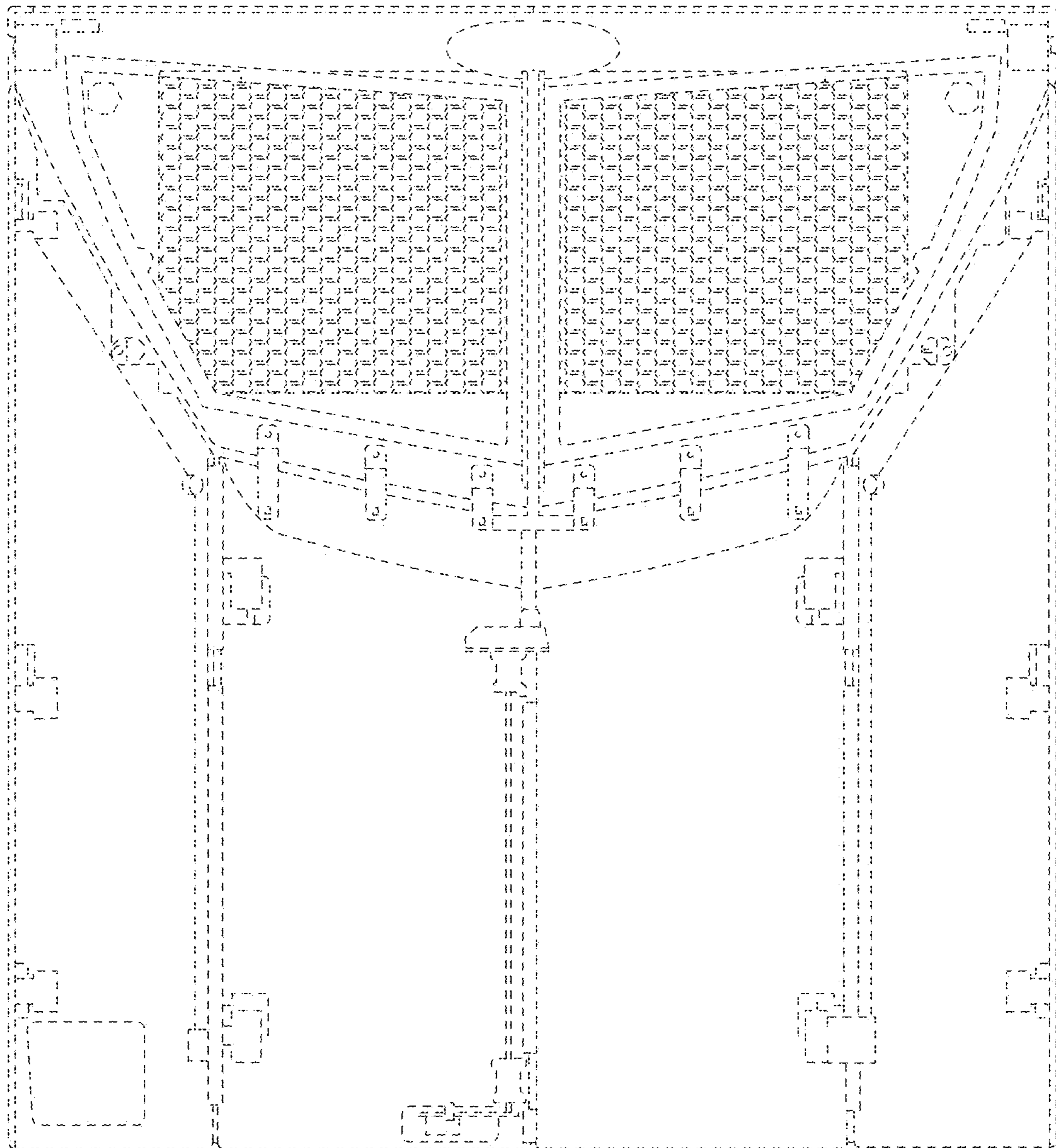


FIG. 3

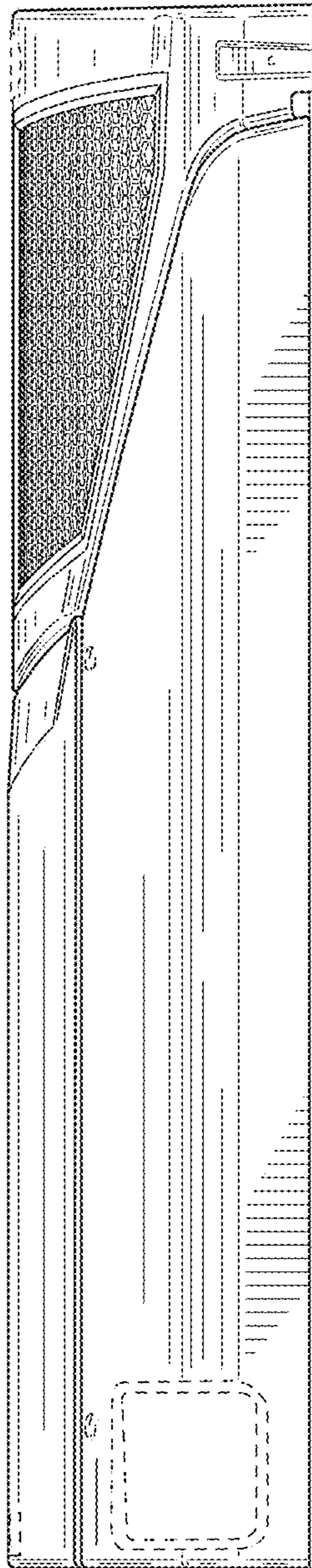


FIG. 4

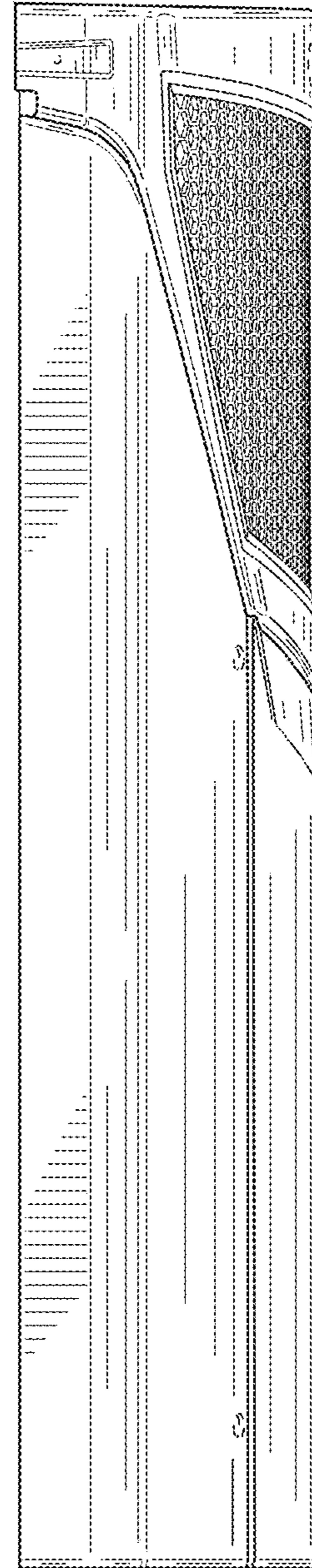


FIG. 5




FIG. 6

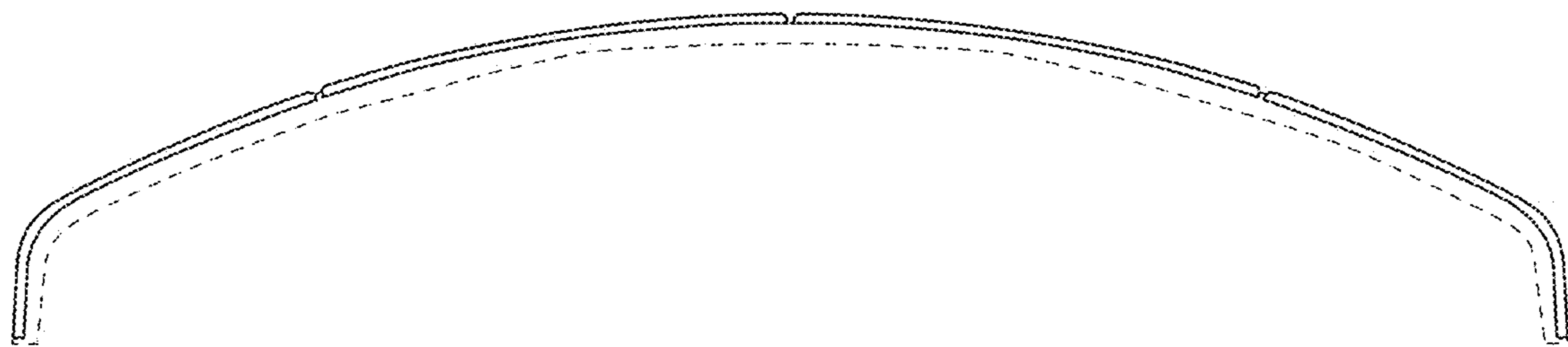


FIG. 7

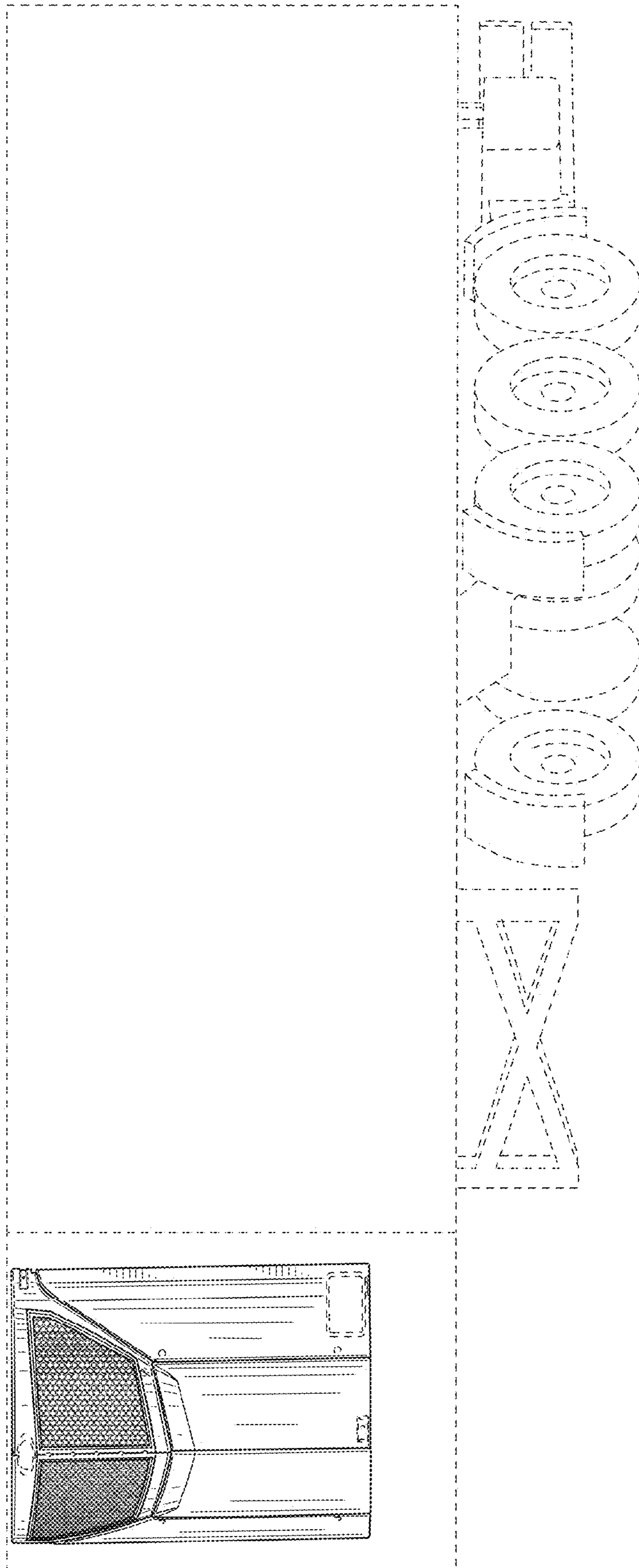


FIG. 8