



US00D901331S

(12) **United States Design Patent**
Giroux et al.

(10) **Patent No.:** **US D901,331 S**

(45) **Date of Patent:** **** Nov. 10, 2020**

(54) **CAR BODY FOR A RAIL VEHICLE**

(71) Applicant: **Bombardier Transportation GmbH,**
Berlin (DE)

(72) Inventors: **Alexandre Giroux, Saint-Hubert (CA);**
Kenneth Balazic, Bethel Park, PA (US)

(**) Term: **15 Years**

(21) Appl. No.: **35/506,774**

(22) Filed: **Feb. 8, 2019**

(80) **Hague Agreement Data**

Int. Filing Date: **Feb. 8, 2019**

Int. Reg. No.: **DM/200996**

Int. Reg. Date: **Feb. 8, 2019**

Int. Reg. Pub. Date: **May 24, 2019**

(30) **Foreign Application Priority Data**

Aug. 27, 2018 (EM) 005620788

(51) **LOC (12) Cl.** **12-03**

(52) **U.S. Cl.**

USPC **D12/36**

(58) **Field of Classification Search**

USPC D12/36, 37, 40

CPC B61F 3/08; B61F 5/14; B61F 5/38

See application file for complete search history.

(56) **References Cited**

U.S. PATENT DOCUMENTS

D275,377 S * 9/1984 Lutz D12/40

D301,704 S * 6/1989 Groves D12/40

D331,033 S *	11/1992	Renfrew	D12/40
5,170,715 A *	12/1992	Gran	B60L 13/06
				104/23.1
D421,581 S *	3/2000	Dimson	D12/37
D498,705 S *	11/2004	Meissner	D12/37
D499,047 S *	11/2004	Meissner	D12/37
D596,988 S *	7/2009	Chomiak	D12/36
D755,672 S *	5/2016	Joren	D12/36
D758,243 S *	6/2016	Greenway	D12/36
D758,244 S *	6/2016	Greenway	D12/36
D758,920 S *	6/2016	Greenway	D12/36
D822,541 S *	7/2018	De Colombel	D12/36
D836,729 S *	12/2018	Lee	D21/541
D867,208 S *	11/2019	Abe	D12/36
D867,927 S *	11/2019	Bassfeld	D12/40
D868,628 S *	12/2019	Lian	D12/37
2018/0178813 A1 *	6/2018	Garza	B61B 5/00

* cited by examiner

Primary Examiner — Darlington Ly

(74) *Attorney, Agent, or Firm* — Benoit & Côté Inc.

(57) **CLAIM**

The ornamental design for a car body for a rail vehicle, as shown and described.

DESCRIPTION

Figure 1.1 is a perspective view of a car body for a rail vehicle showing our new design;

Figure 1.2 is a front elevation view thereof;

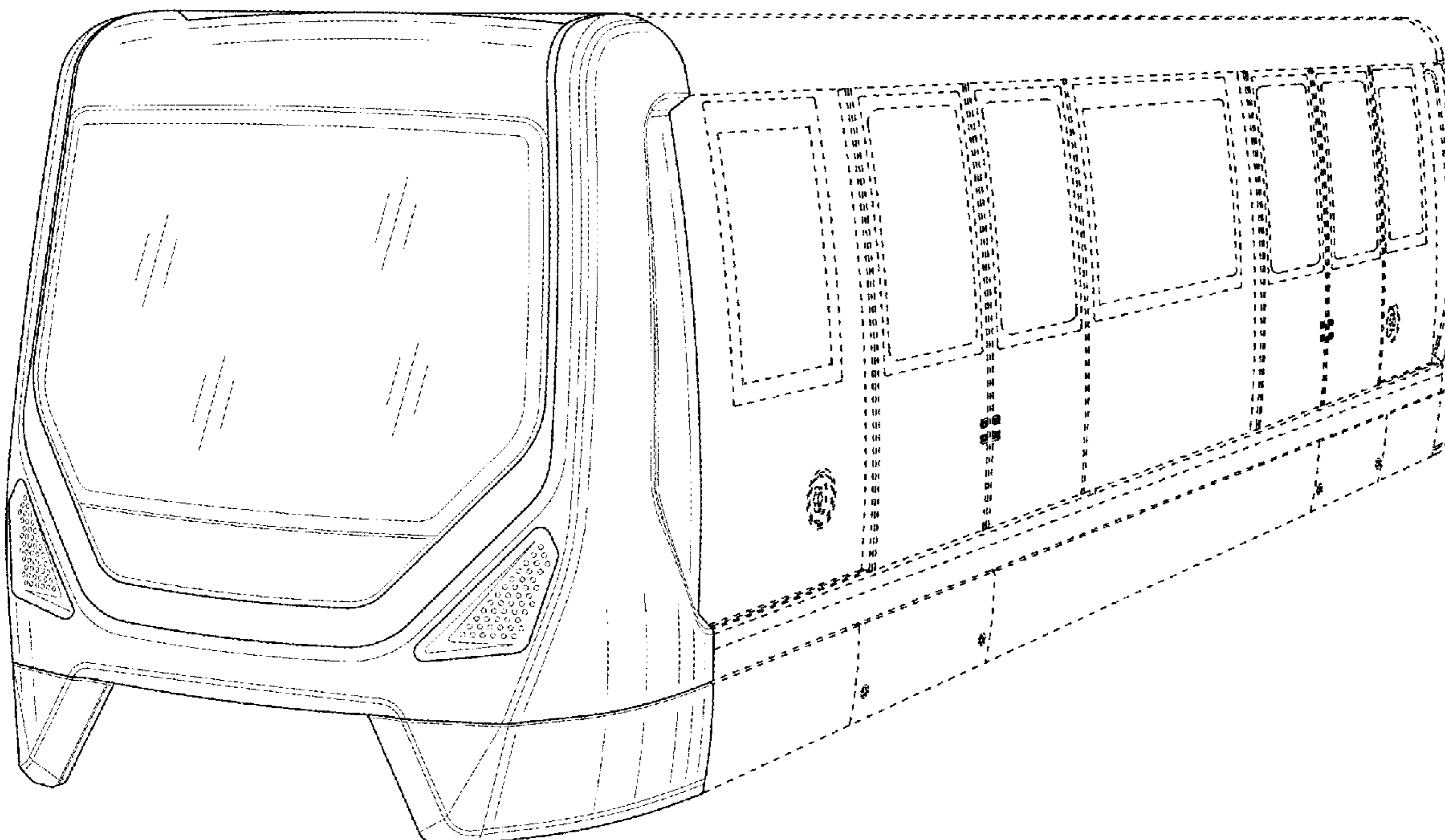
Figure 1.4 is a left side elevation view thereof;

Figure 1.5 is a right side elevation view thereof; and

Figure 1.6 is a top plan view thereof.

The broken lines in the reproductions illustrate portions of the car body for a rail vehicle that form no part of the claimed design.

1 Claim, 5 Drawing Sheets



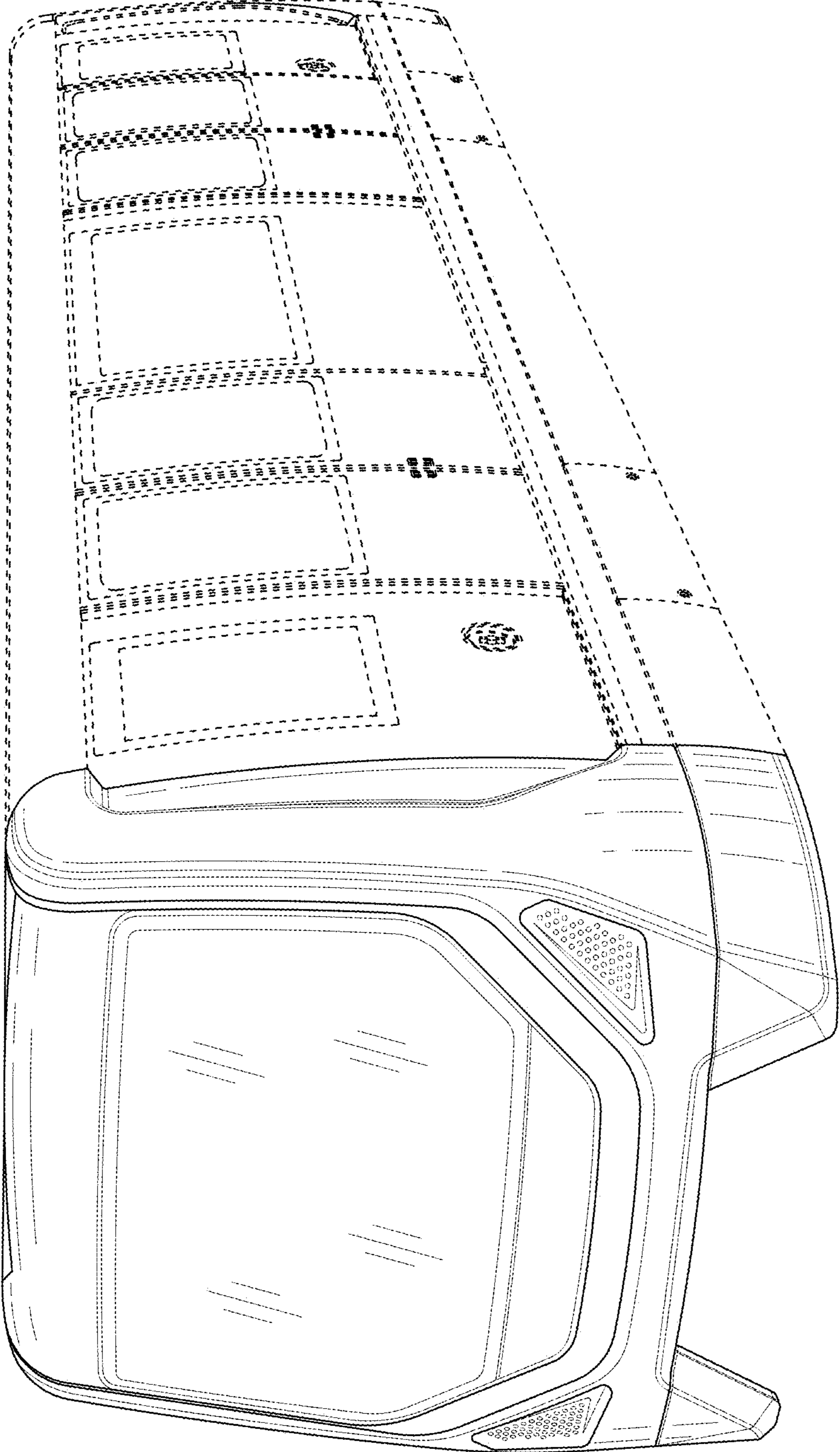


FIG. 1.1




FIG. 1.2

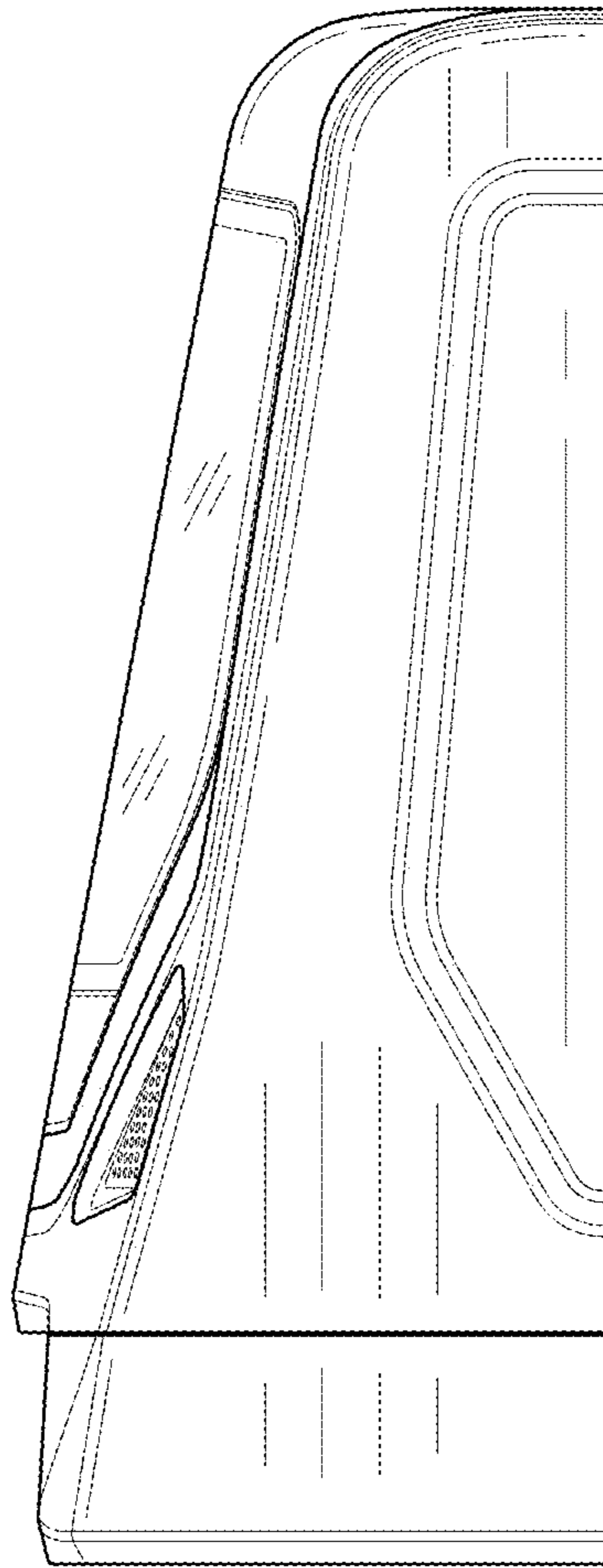


FIG. 1.4

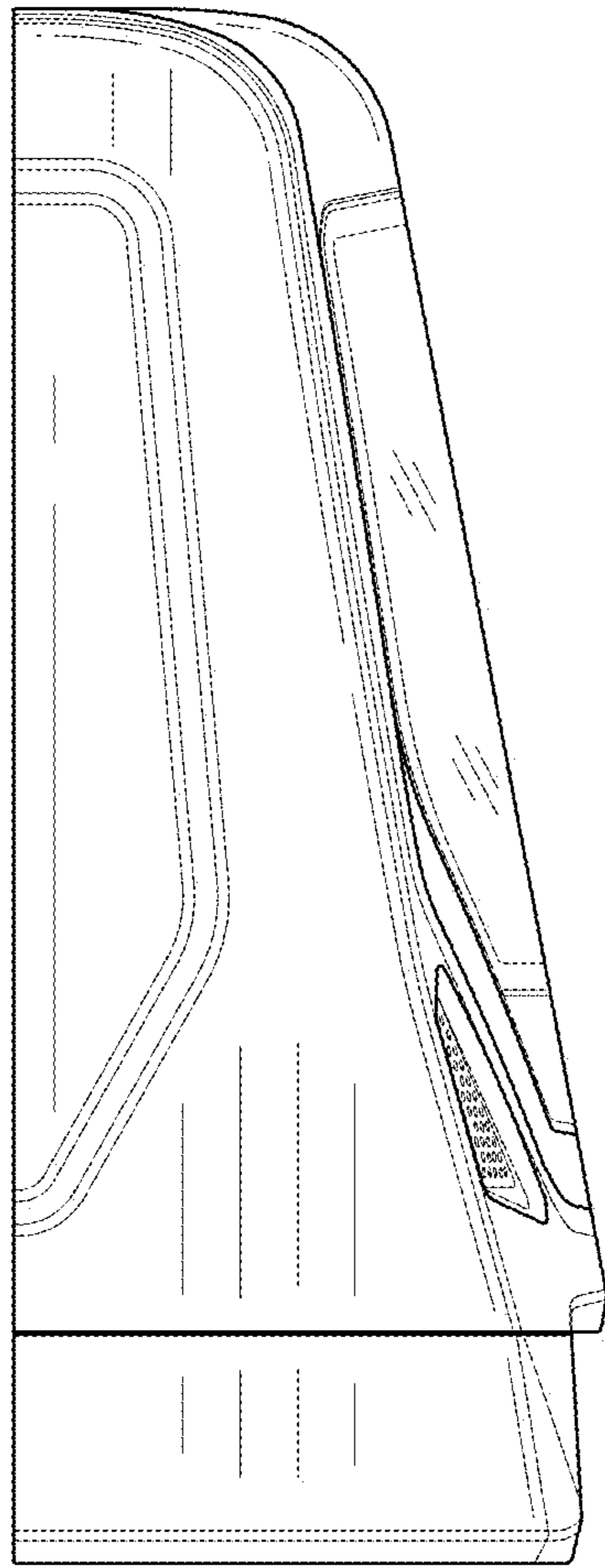


FIG. 1.5

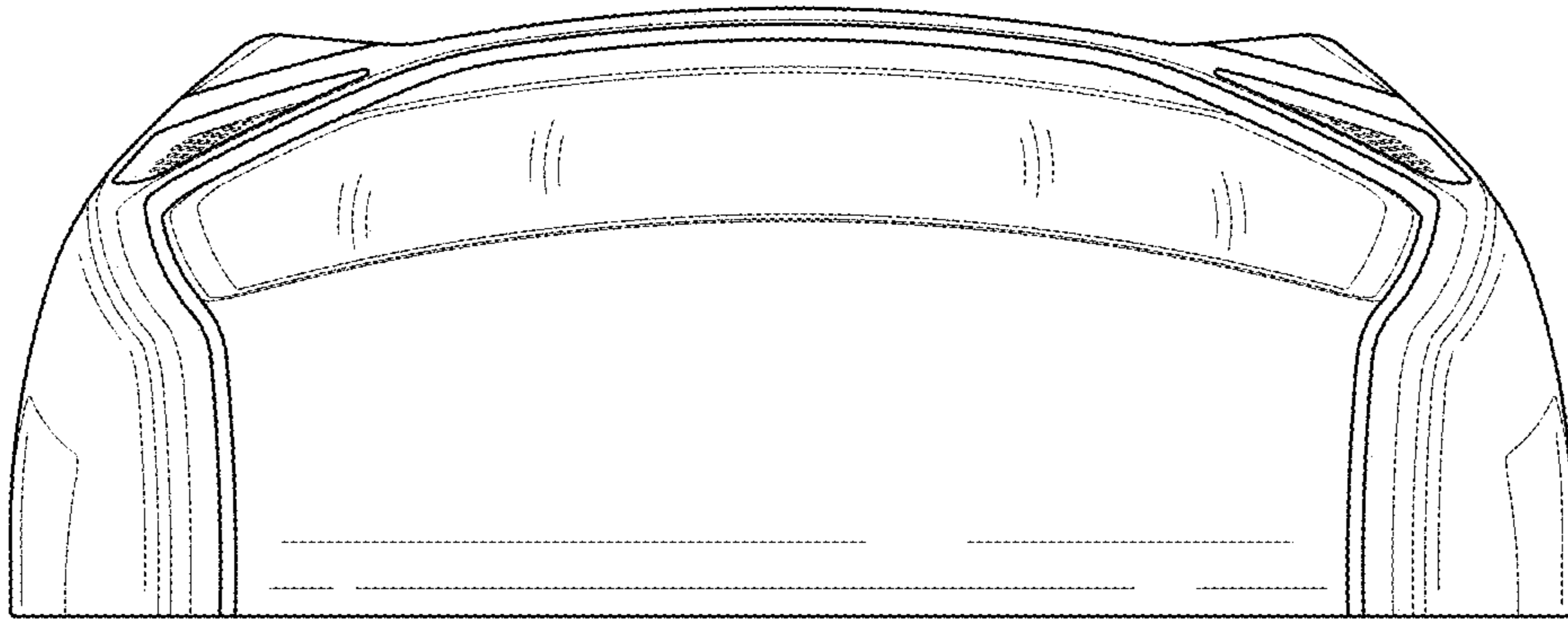


FIG. 1.6