



US00D901330S

(12) **United States Design Patent**
Gorson et al.

(10) **Patent No.:** **US D901,330 S**
(45) **Date of Patent:** **** Nov. 10, 2020**

(54) **CLOSURE FOR A POCKET**

DESCRIPTION

- (71) Applicant: **Eddie Bauer LLC**, Bellevue, WA (US)
- (72) Inventors: **Anya Gorson**, Seattle, WA (US);
Leanne Walters, Maple Valley, WA (US); **Johanna Andrews**, Kirkland, WA (US)
- (73) Assignee: **Eddie Bauer LLC**, Bellevue, WA (US)
- (**) Term: **15 Years**
- (21) Appl. No.: **29/624,597**
- (22) Filed: **Nov. 2, 2017**
- (51) **LOC (12) Cl.** **02-07**
- (52) **U.S. Cl.**
USPC **D11/221**
- (58) **Field of Classification Search**
USPC D2/742-744, 747, 830, 836, 839, 848,
D2/853, 857, 863, 864; D11/200, 201,
D11/213, 222, 228

(Continued)

(56) **References Cited**

U.S. PATENT DOCUMENTS

- 2,097,099 A * 10/1937 Legat A44B 19/04
24/411
- D136,125 S * 8/1943 Norkin D11/221

(Continued)

FOREIGN PATENT DOCUMENTS

JP 263258 9/1966

Primary Examiner — Kevin K Rudzinski
Assistant Examiner — Richard Kearney
(74) *Attorney, Agent, or Firm* — Sheridan Ross P.C.

(57) **CLAIM**

The ornamental design for a closure of a pocket, as shown and described.

FIG. 1 is a perspective view of a closure for a pocket in a closed position according to a first embodiment of the claimed design;
 FIG. 2 is a front elevation view of the closure for the pocket of FIG. 1;
 FIG. 3 is a top plan view of the closure for the pocket of FIG. 1;
 FIG. 4 is a right elevation view of the closure for the pocket of FIG. 1;
 FIG. 5 is a left elevation view of the closure for the pocket of FIG. 1;
 FIG. 6 is a bottom plan view of the closure for the pocket of FIG. 1;
 FIG. 7 is a perspective view of a two-tone closure for a pocket in a closed position according to a second embodiment of the claimed design where a closure tape is a first color tone and a material surrounding the closure tape is a second color tone;
 FIG. 8 is a front elevation view of the closure for the pocket of FIG. 7;
 FIG. 9 is a top plan view of the closure for the pocket of FIG. 7;
 FIG. 10 is a right elevation view of the closure for the pocket of FIG. 7;
 FIG. 11 is a left elevation view of the closure for the pocket of FIG. 7;
 FIG. 12 is a bottom plan view of the closure for the pocket of FIG. 7;
 FIG. 13 is a perspective view of a two-tone closure for a pocket in a partially open position according to the second embodiment of the claimed design where a closure tape is a first color tone and a material surrounding the closure tape is a second color tone;
 FIG. 14 is a front elevation view of the closure for the pocket of FIG. 13;
 FIG. 15 is a right elevation view of the closure for the pocket of FIG. 13;
 FIG. 16 is a left elevation view of the closure for the pocket of FIG. 13;
 FIG. 17 is a top plan view of the closure for the pocket of FIG. 13;

(Continued)




FIG. 18 is a bottom plan view of the closure for the pocket of FIG. 13;

FIG. 19 is a perspective view of a two-tone closure for a pocket in an open position according to the second embodiment of the claimed design where the closure tape is a first color tone and the material surrounding the closure tape is a second color tone;

FIG. 20 is a front elevation view of the closure for the pocket of FIG. 19;

FIG. 21 is a right elevation view of the closure for the pocket of FIG. 19;

FIG. 22 is a left elevation view of the closure for the pocket of FIG. 19;

FIG. 23 is a top plan view of the closure for the pocket of FIG. 19; and,

FIG. 24 is a bottom plan view of the closure for the pocket of FIG. 19.

The broken lines shown in the drawings illustrate portions of the article that form no part of the claimed design. The dash dot broken lines illustrate the bounds of the claims and form no part of the claimed design.

1 Claim, 12 Drawing Sheets

(58) **Field of Classification Search**

CPC . A41D 1/06; A41D 1/062; A41D 1/08; A41D 1/082; A41D 13/02; A41D 27/201; A41D 27/202; A41D 27/205

See application file for complete search history.

(56) **References Cited**

U.S. PATENT DOCUMENTS

4,359,008 A * 11/1982 Newman D05B 3/18
112/104
D308,441 S 6/1990 Quellais
D333,566 S 3/1993 Landreau
D337,425 S 7/1993 Hatfield

D339,226 S 9/1993 Quellais et al.
D341,703 S 11/1993 Hatfield et al.
D353,263 S 12/1994 Danezin
D353,264 S 12/1994 Danezin
D358,482 S 5/1995 Taguchi et al.
D360,917 S 8/1995 Fernandez
D361,427 S 8/1995 Taguchi et al.
D388,244 S 12/1997 Serna
D442,772 S 5/2001 Dietrich
D447,861 S 9/2001 Chaigne et al.
D456,130 S 4/2002 Towns
D528,740 S 9/2006 Collier
D610,795 S 3/2010 Dejadon
D628,517 S * 12/2010 Bitzan D11/221
D644,957 S 9/2011 Blackford et al.
D644,958 S 9/2011 Blackford et al.
D675,432 S 2/2013 Scaffidi
D675,822 S 2/2013 Scaffidi
D690,497 S 10/2013 Anderson
D690,907 S 10/2013 O'Brien et al.
D702,046 S 4/2014 Zmrhal et al.
D712,633 S 9/2014 Davis et al.
D726,405 S 4/2015 Nassanian et al.
D737,093 S 8/2015 Hand
D742,646 S 11/2015 Amago
D743,736 S 11/2015 Hand et al.
D744,720 S * 12/2015 Marzouq D2/742
D750,350 S 3/2016 Davis et al.
D754,440 S 4/2016 Ford
D774,039 S 12/2016 Cobbett et al.
D774,040 S 12/2016 Cobbett et al.
D774,041 S 12/2016 Cobbett et al.
D774,042 S 12/2016 Cobbett et al.
D774,513 S 12/2016 Cobbett et al.
D777,169 S 1/2017 Cobbett et al.
D791,444 S * 7/2017 Darmour D2/853
D811,055 S * 2/2018 Darmour D2/853
D827,985 S * 9/2018 Noll D2/828
D837,487 S * 1/2019 Steiner D2/828
D860,591 S * 9/2019 Noll D2/742
2009/0077710 A1 * 3/2009 Bay A41D 3/00
2/87
2012/0099299 A1 * 4/2012 Gorson A41D 1/002
362/103
2020/0022432 A1 * 1/2020 Bailey A41D 19/002

* cited by examiner

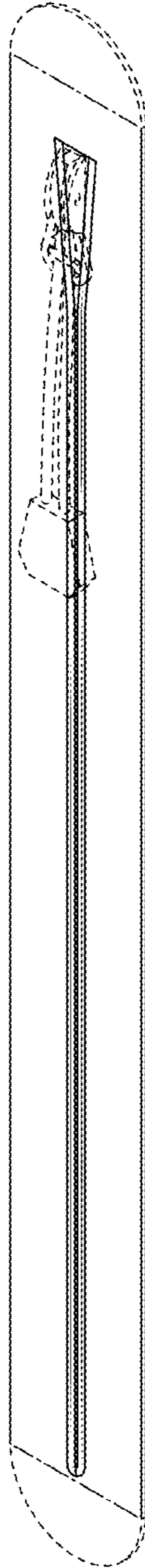


FIG.1

FIG.3

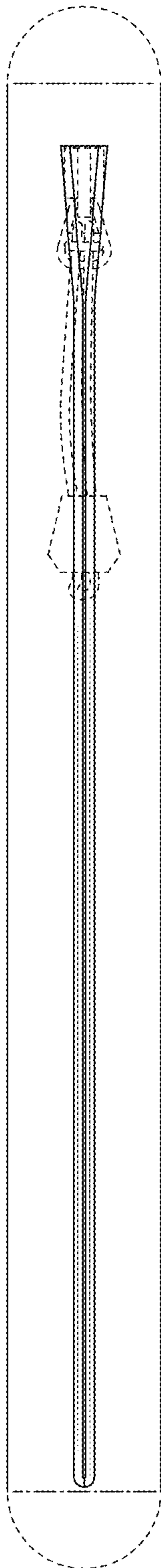
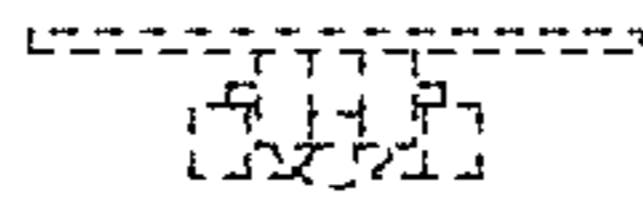


FIG.2



FIG.4

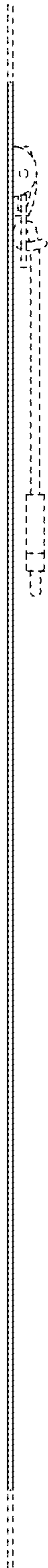


FIG.5

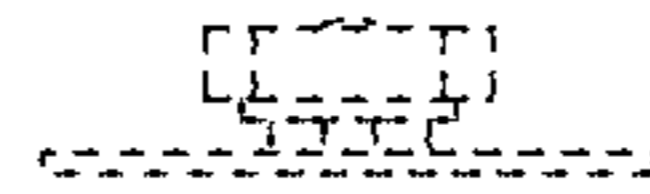


FIG.6




FIG.7

FIG.9

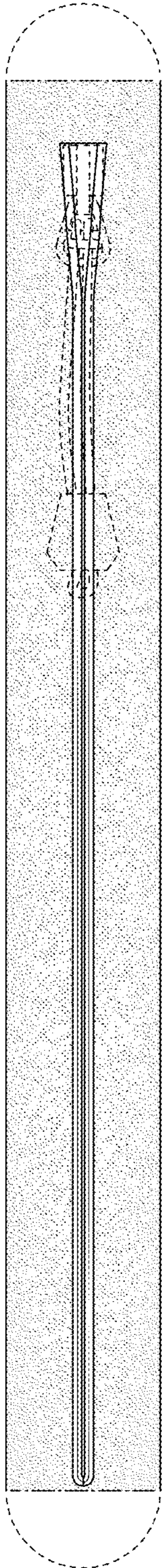
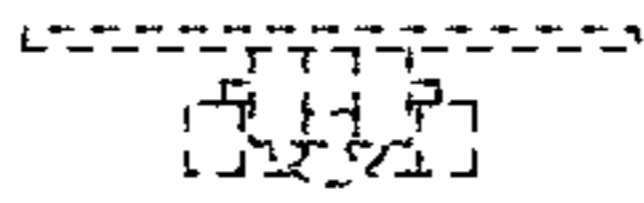


FIG.8




FIG.10

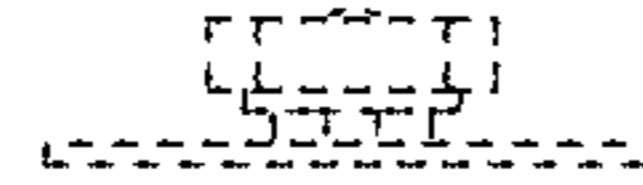
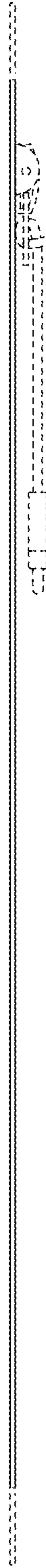


FIG.12

FIG.11

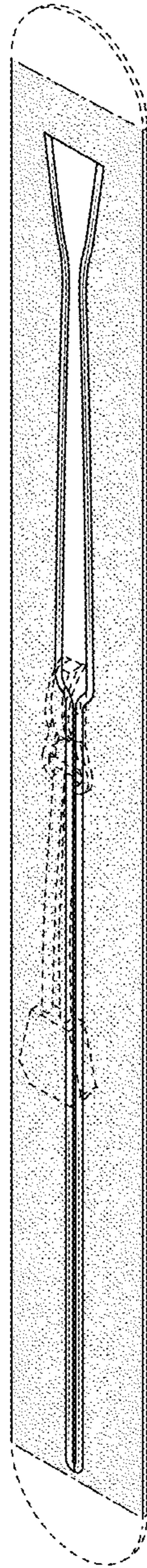


FIG.13

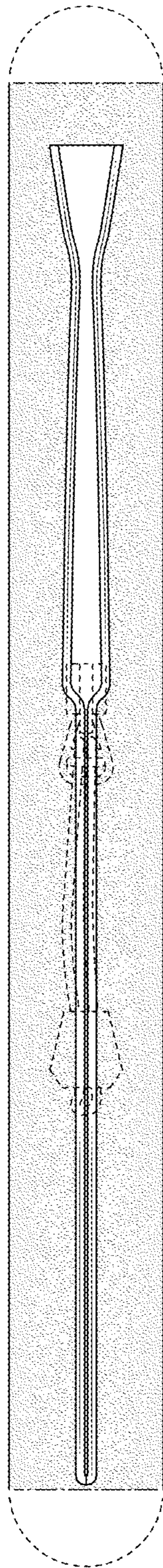


FIG.14



FIG.15

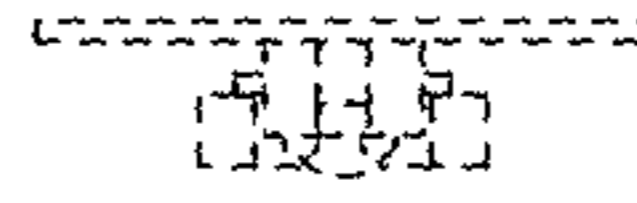


FIG.17

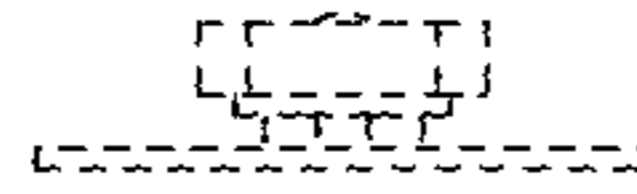


FIG.18

FIG.16

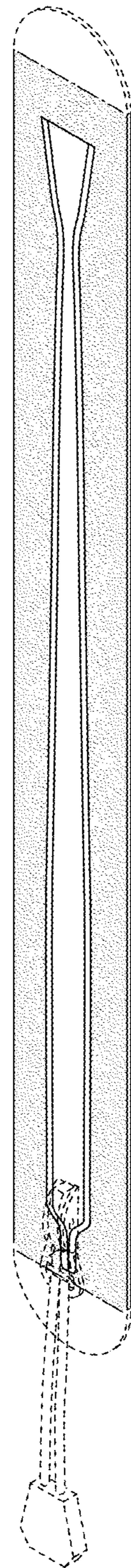


FIG. 19

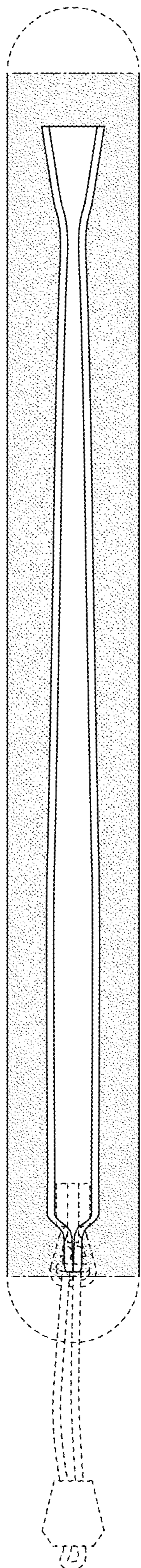


FIG. 20



FIG. 21

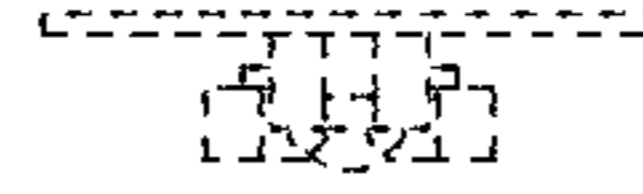


FIG.23

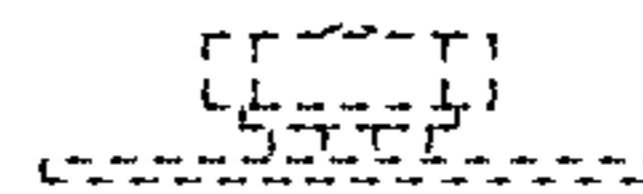


FIG.24

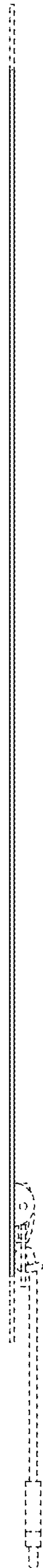


FIG.22