



US00D901327S

(12) **United States Design Patent**
Choi et al.

(10) **Patent No.:** **US D901,327 S**

(45) **Date of Patent:** **** Nov. 10, 2020**

(54) **SHELF COVER FOR PLANT CULTIVATOR**

(71) Applicant: **LG ELECTRONICS INC.**, Seoul (KR)

(72) Inventors: **Kyukwan Choi**, Seoul (KR); **Sunil Cho**, Seoul (KR); **Joosang Kim**, Seoul (KR); **Minsub Kim**, Seoul (KR)

(73) Assignee: **LG ELECTRONICS INC.**, Seoul (KR)

(**) Term: **15 Years**

(21) Appl. No.: **29/697,531**

(22) Filed: **Jul. 9, 2019**

(30) **Foreign Application Priority Data**

Jan. 9, 2019 (WO) WIPO78934

(51) **LOC (12) Cl.** **11-02**

(52) **U.S. Cl.**
USPC **D11/155**

(58) **Field of Classification Search**
USPC D11/143–156, 164; D3/304, 313, 314; D6/403, 404, 405, 556, 557, 558; D7/357, 553.2, 553.3, 554.3, 554.4; D9/433, 454, 455
CPC . A01G 5/04; A01G 9/02; A01G 9/021; A01G 9/022; A01G 9/027; A01G 9/028; A01G 9/029; A01G 9/0293; A01G 9/0295; A01G 9/0297; A01G 9/0299; A01G 9/04; A01G 9/042; A01G 9/045; A47G 7/00; A47G 7/02; A47G 7/04; A47G 7/06; A47G 7/08

See application file for complete search history.

(56) **References Cited**

U.S. PATENT DOCUMENTS

D17,127 S * 2/1887 Clark D19/103
1,979,664 A * 11/1934 Birkenhauer A21B 3/132
249/120

D132,963 S * 7/1942 Salomon D3/313
D148,455 S * 1/1948 Bleich et al. D19/92
2,501,379 A * 3/1950 Cranston A47F 3/14
206/509
D199,684 S * 12/1964 Lombardo D7/553.2
3,273,700 A * 9/1966 Moreau et al. B44D 3/04
206/1.7
D206,761 S * 1/1967 Kirwan D7/553.5
D207,406 S * 4/1967 Van Meter D7/357
3,982,655 A * 9/1976 Kaupert B65D 1/36
220/23.6
4,648,524 A * 3/1987 Ackermann A47B 88/969
220/507
4,834,262 A * 5/1989 Reed B65F 1/004
220/23.6

(Continued)

Primary Examiner — Elizabeth A. Albert

(74) *Attorney, Agent, or Firm* — Birch, Stewart, Kolasch & Birch, LLP

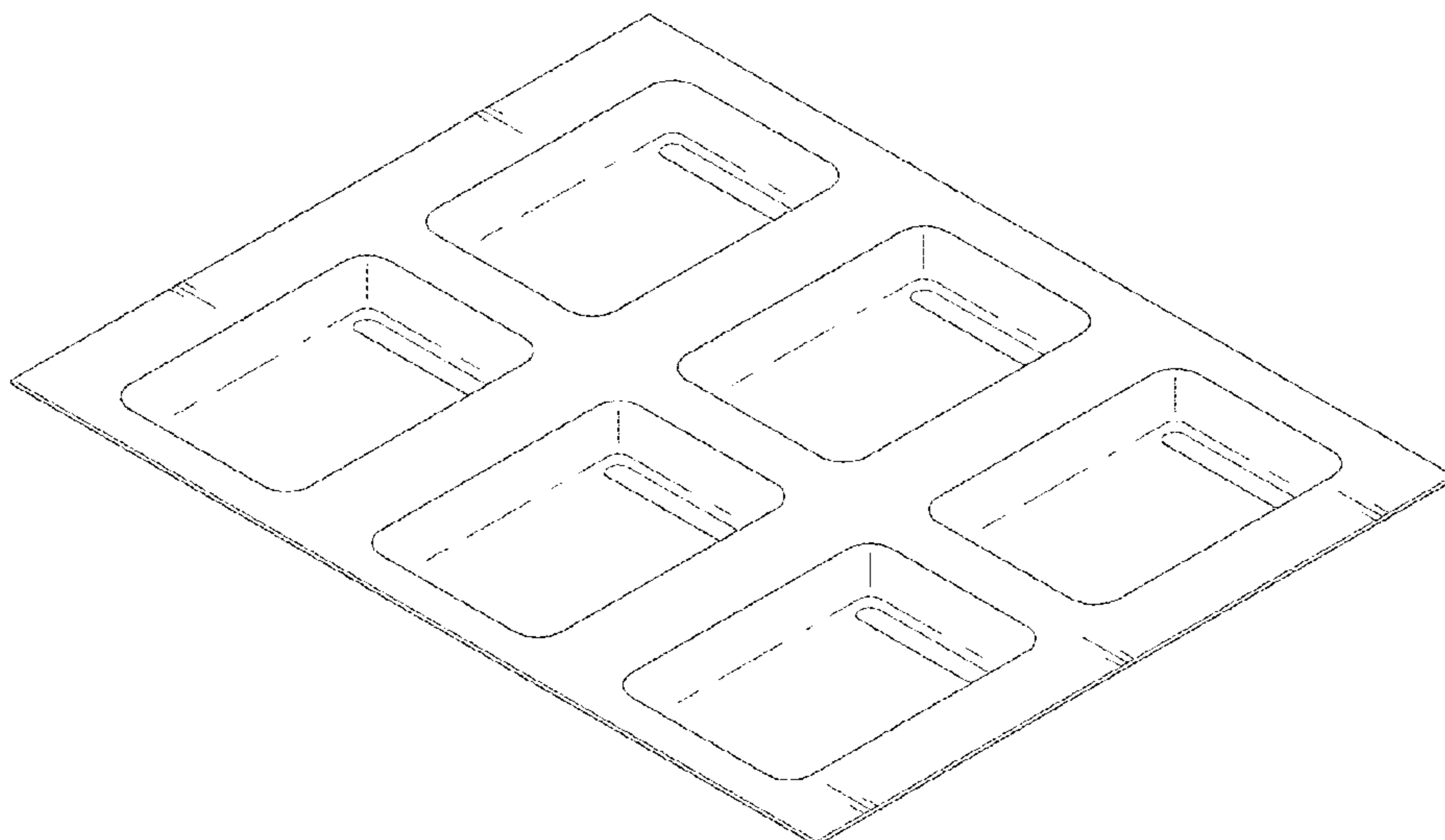
(57) **CLAIM**

The ornamental design for a shelf cover for plant cultivator, as shown and described.

DESCRIPTION

FIG. 1 is a top perspective view of a shelf cover for plant cultivator showing our new design;
FIG. 2 is a front view thereof where the rear view is a mirror image;
FIG. 3 is a left side view thereof where the right side view is a mirror image;
FIG. 4 is a top plan view thereof;
FIG. 5 is a bottom plan view thereof; and,
FIG. 6 is an exploded perspective view thereof with environment.
The broken lines in FIG. 6 are included for the purpose of showing environment and form no part of the claimed design.

1 Claim, 6 Drawing Sheets



(56)

References Cited

U.S. PATENT DOCUMENTS

| | | | | |
|-----------|-----|---------|-----------------|-------------------------|
| 4,872,723 | A * | 10/1989 | Kopf | B60N 3/002 297/216.1 |
| 4,905,836 | A * | 3/1990 | Lindgren | B64D 1/16 206/557 |
| D311,210 | S * | 10/1990 | Bottcher | D19/103 |
| D338,808 | S * | 8/1993 | Anderson | D7/549 |
| D355,333 | S * | 2/1995 | Campbell | D7/553.2 |
| 5,547,082 | A * | 8/1996 | Royer | H05K 13/0084 206/725 |
| D380,961 | S * | 7/1997 | Schnack | D9/425 |
| D419,772 | S * | 2/2000 | Williams | D3/201 |
| D452,078 | S * | 12/2001 | Dembicks | D3/313 |
| D453,309 | S * | 2/2002 | Katz | D11/155 |
| D466,758 | S * | 12/2002 | Bradley | 220/23.8 |
| D492,195 | S * | 6/2004 | Shabaz | D9/737 |
| D574,182 | S * | 8/2008 | Shannon | D7/357 |
| D708,891 | S * | 7/2014 | Smallegan | D7/357 |
| D840,249 | S * | 2/2019 | Payne | D9/760 |
| D884,798 | S * | 5/2020 | Hsu | D21/342 |

* cited by examiner

FIG. 1

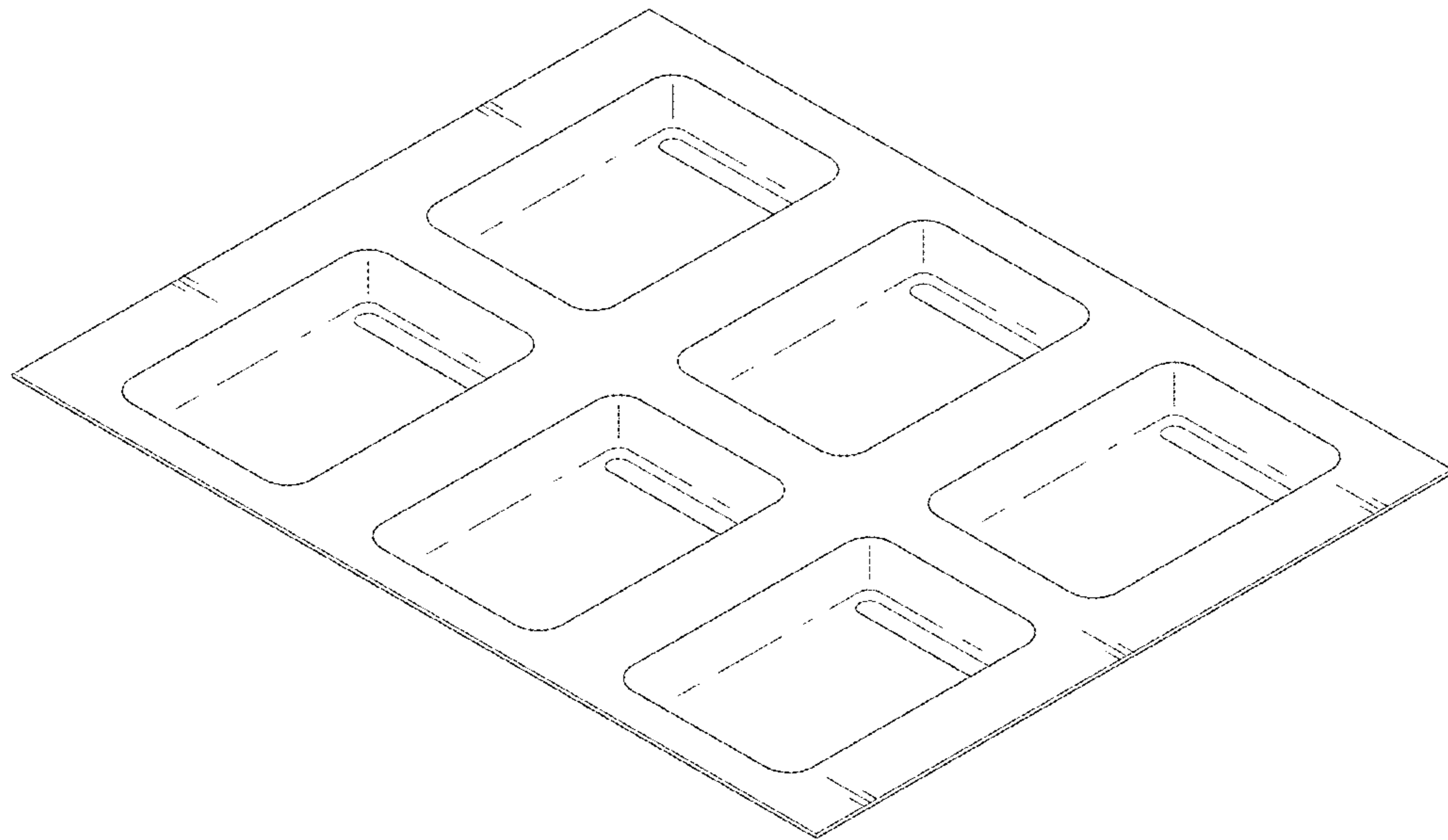


FIG. 2



FIG. 3




FIG. 4




FIG. 5




FIG. 6

