



US00D901325S

(12) **United States Design Patent** (10) **Patent No.:** **US D901,325 S**
Liu (45) **Date of Patent:** **** Nov. 10, 2020**

(54) **VASE**
(71) Applicant: **Feng Liu**, Dongguan (CN)
(72) Inventor: **Feng Liu**, Dongguan (CN)
(**) Term: **15 Years**
(21) Appl. No.: **29/696,001**
(22) Filed: **Jun. 24, 2019**

(30) **Foreign Application Priority Data**

Dec. 26, 2018 (CN) 2018 3 0757955

(51) **LOC (12) Cl.** **11-02**

(52) **U.S. Cl.**
USPC **D11/143**

(58) **Field of Classification Search**
USPC D11/143-156, 164; D3/304, 313, 314;
D6/403, 404, 405, 556, 557, 558;
D7/357, 553.2, 553.3, 554.3, 554.4;
D9/433, 454, 455
CPC . A01G 5/04; A01G 9/02; A01G 9/021; A01G
9/022; A01G 9/027; A01G 9/028; A01G
9/029; A01G 9/0293; A01G 9/0295;
A01G 9/0297; A01G 9/0299; A01G 9/04;
A01G 9/042; A01G 9/045; A47G 7/00;
A47G 7/02; A47G 7/04; A47G 7/06;
A47G 7/08

See application file for complete search history.

(56) **References Cited**

U.S. PATENT DOCUMENTS

932,772 A * 8/1909 Fleck F21V 1/06
362/162
D74,882 S * 4/1928 Haley D11/143
D76,245 S * 9/1928 Kopp D11/155
D77,556 S * 1/1929 Kopp D11/143

D81,602 S * 7/1930 Teague D9/546
D100,499 S * 7/1936 Leppke D7/531
D182,369 S * 3/1958 Marchesini D32/53
3,423,008 A * 1/1969 Mykleby B65D 5/2033
229/110
D241,454 S * 9/1976 Craft, III et al. D11/155
D242,736 S * 12/1976 Craft, III D11/143
D242,738 S * 12/1976 Michaeli D26/136
D264,440 S * 5/1982 Austin D9/431
D318,163 S * 7/1991 Chalmers D34/1
D318,428 S * 7/1991 Kowk D9/455
5,070,645 A * 12/1991 Vaughn A01G 9/02
47/65.8
D375,047 S * 10/1996 Jivago D9/651
D379,779 S * 6/1997 Shryock D11/143
D393,816 S * 4/1998 Conner 47/66.1
5,752,649 A * 5/1998 Weder A01G 9/026
220/495.06
6,039,563 A * 3/2000 Hardy F21V 35/00
206/503
D446,746 S * 8/2001 Simmons D11/143
D477,227 S * 7/2003 Goswell D9/529

(Continued)

Primary Examiner — Elizabeth A. Albert

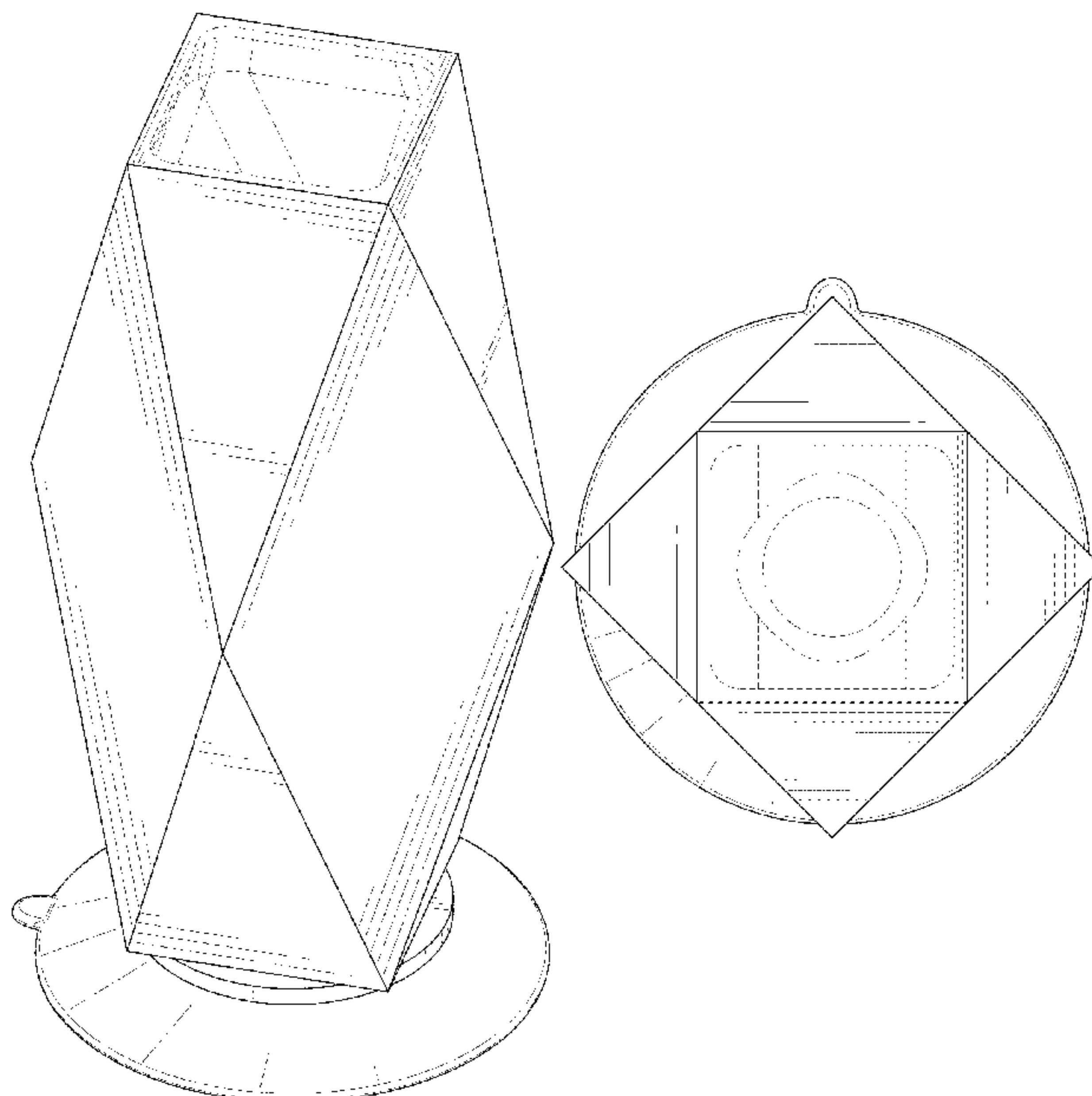
(57) **CLAIM**

The ornamental design for a vase, as shown and described.

DESCRIPTION

FIG. 1 is a perspective view of a vase showing my new design;
FIG. 2 is another perspective view thereof;
FIG. 3 is a front elevational view thereof;
FIG. 4 is a rear elevational view thereof;
FIG. 5 is a left side elevational view thereof;
FIG. 6 is a right side elevational view thereof;
FIG. 7 is a top plan view thereof; and,
FIG. 8 is a bottom plan view thereof.
The broken lines illustrate portions of the vase that form no part of the claimed design.

1 Claim, 8 Drawing Sheets



(56)

References Cited

U.S. PATENT DOCUMENTS

6,672,002	B1 *	1/2004	Gumpper	B65D 85/505 206/423
D515,728	S *	2/2006	Yando	D26/142
D534,369	S *	1/2007	Wright	D6/678
D612,564	S *	3/2010	Comley	D34/35
D614,530	S *	4/2010	Garcia	D11/143
D698,259	S *	1/2014	Ngjelo	D9/651
8,851,283	B2 *	10/2014	Wu	A47G 7/06 206/377
D732,889	S *	6/2015	Eyal	D7/396.2
D734,674	S *	7/2015	Tussy	D9/651
D734,894	S *	7/2015	Schlatter	D28/85
D752,291	S *	3/2016	Schlatter	D28/87
D778,157	S *	2/2017	Trombetta	D9/438
D789,747	S *	6/2017	Hume	D7/530
D790,924	S *	7/2017	Hume	D7/531
D795,069	S *	8/2017	Haddad	D9/454
D815,909	S *	4/2018	Paulin	D7/515
D822,488	S *	7/2018	Staab	D9/455
D823,715	S *	7/2018	Gragg	D11/143
D832,532	S *	10/2018	Geller	D30/160
D836,022	S *	12/2018	Morris	D11/131
D870,515	S *	12/2019	Kayiwa	D7/515
D882,341	S *	4/2020	Kayiwa	D7/526
D883,075	S *	5/2020	Roe	D8/378

* cited by examiner

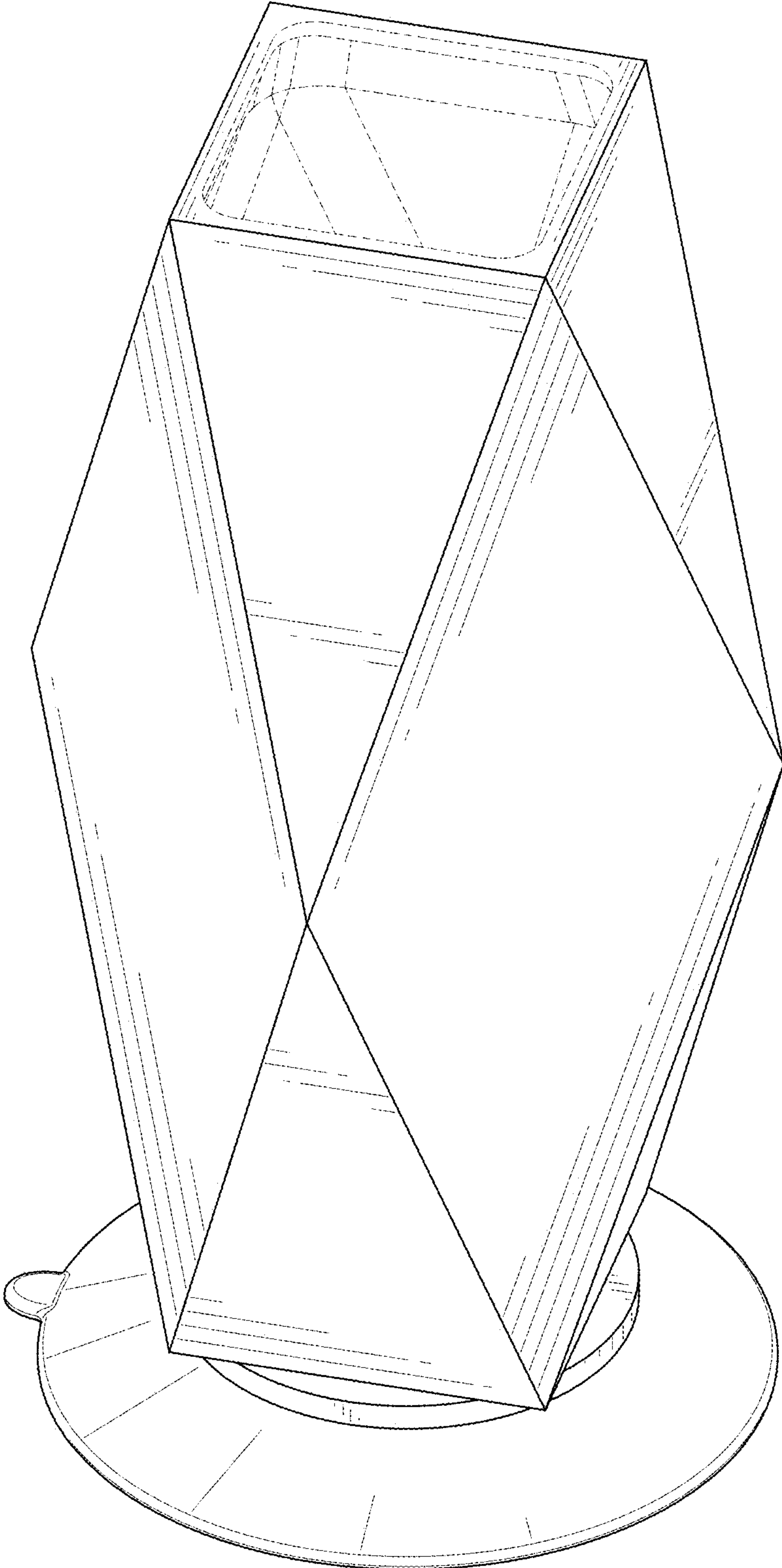


FIG. 1

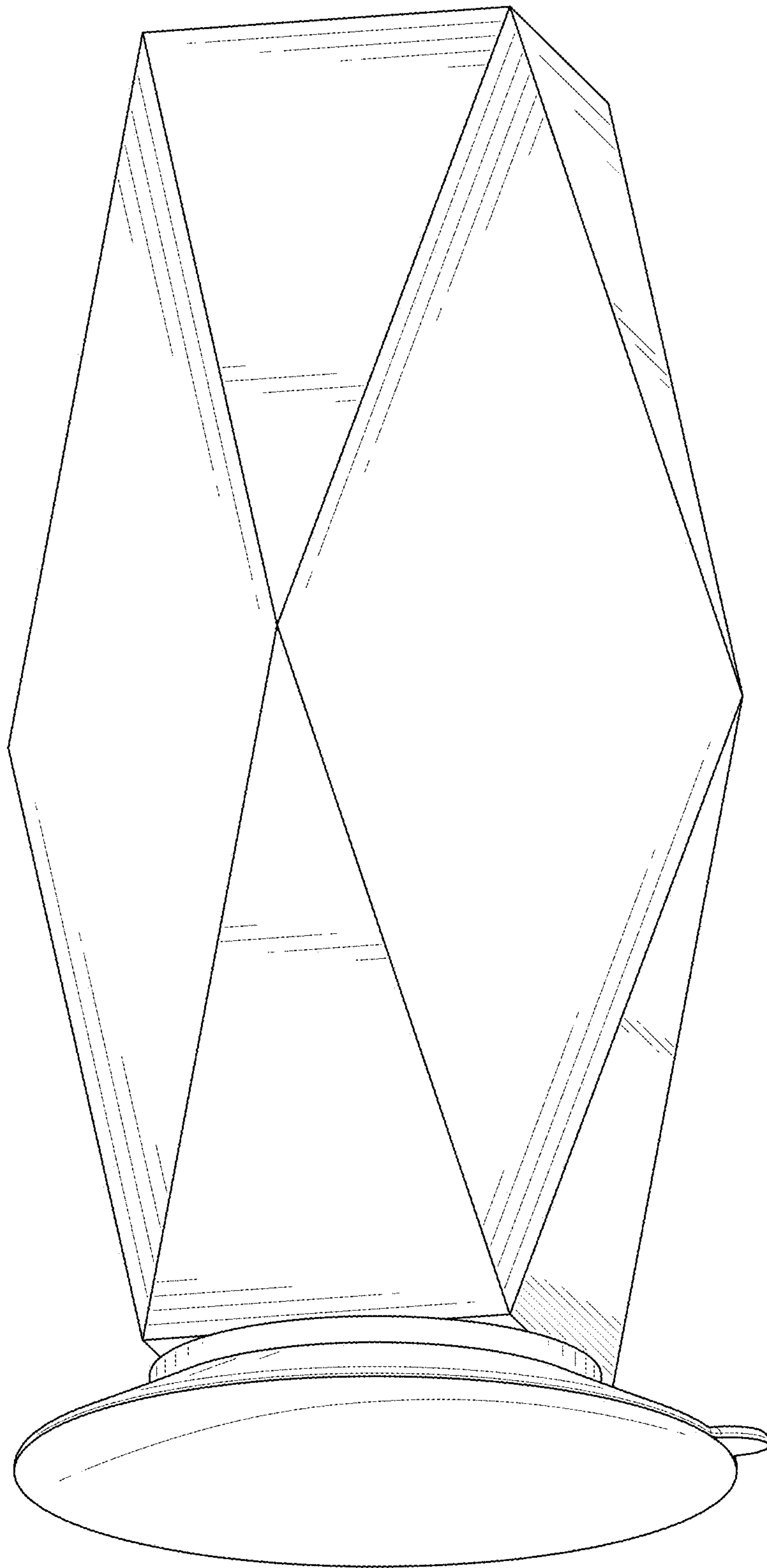


FIG. 2

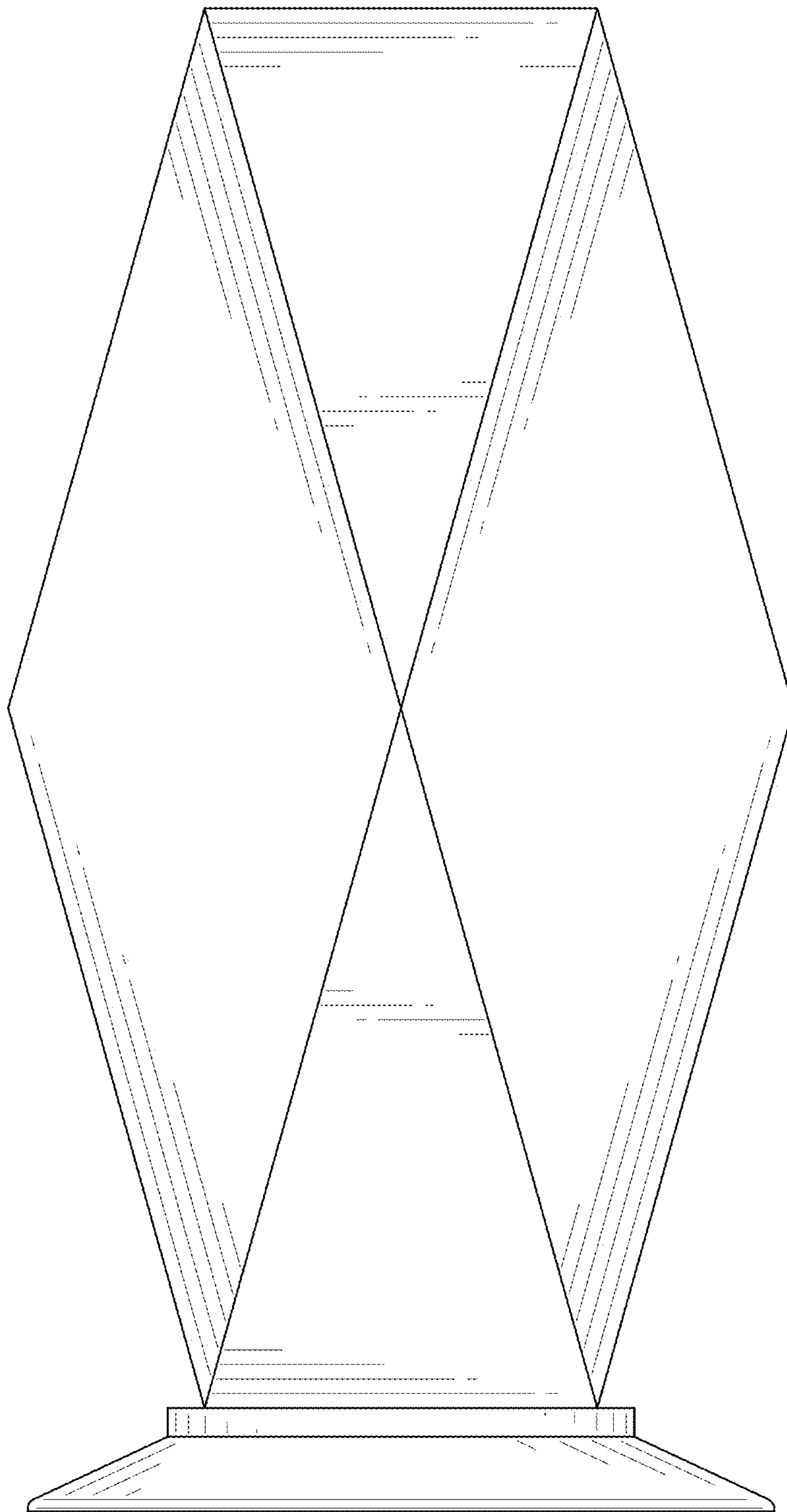


FIG. 3

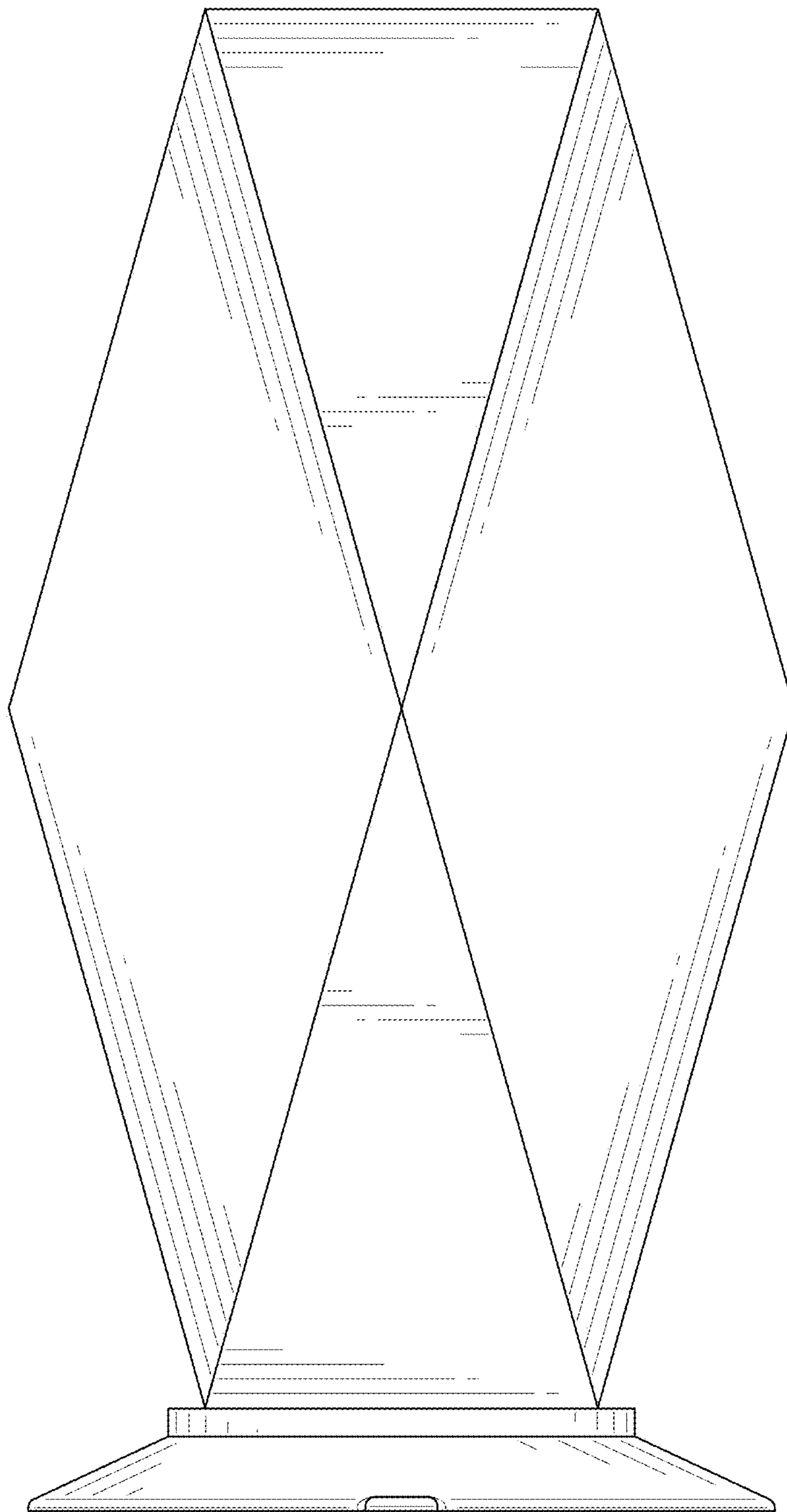


FIG. 4

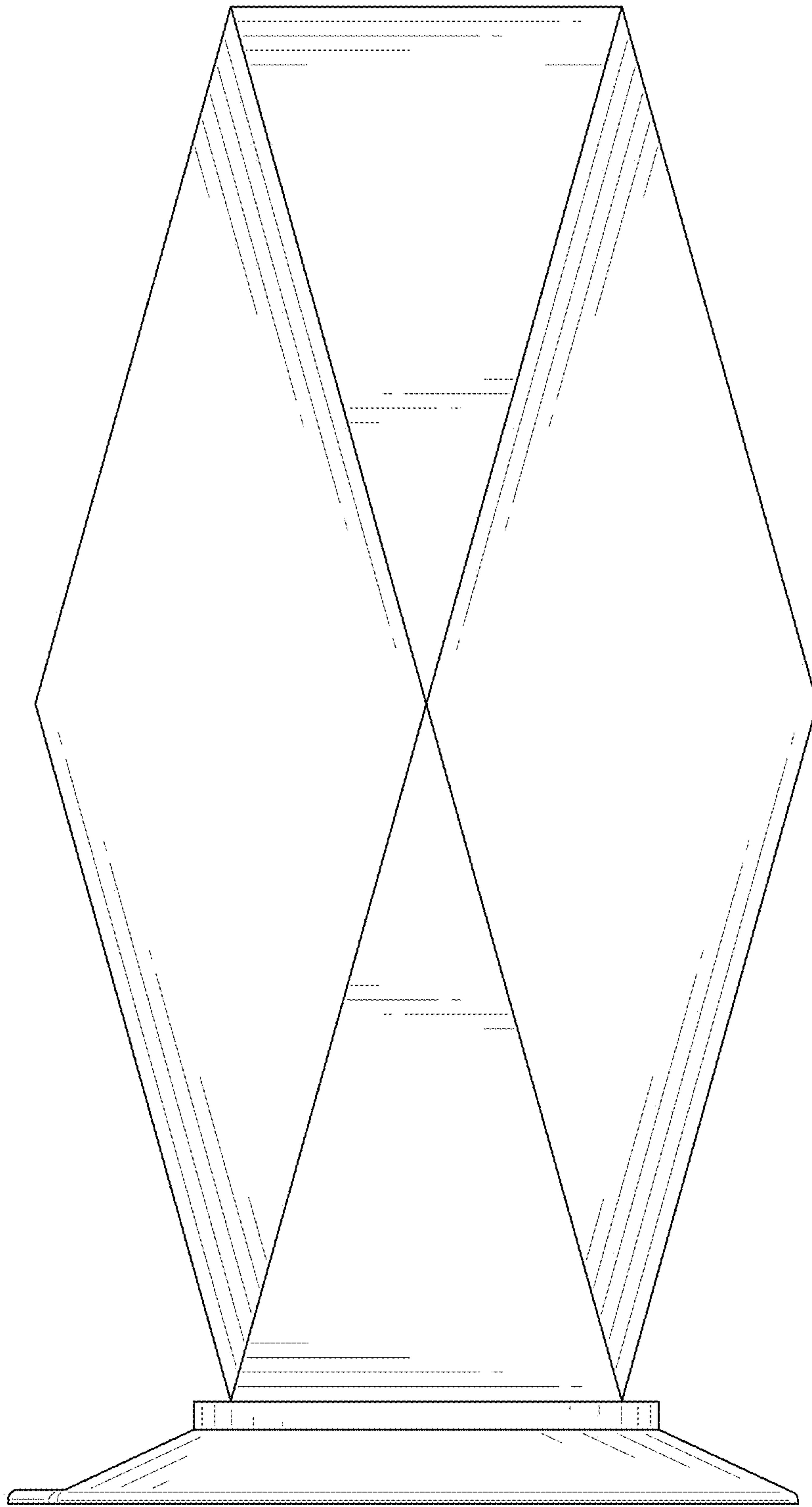


FIG. 5

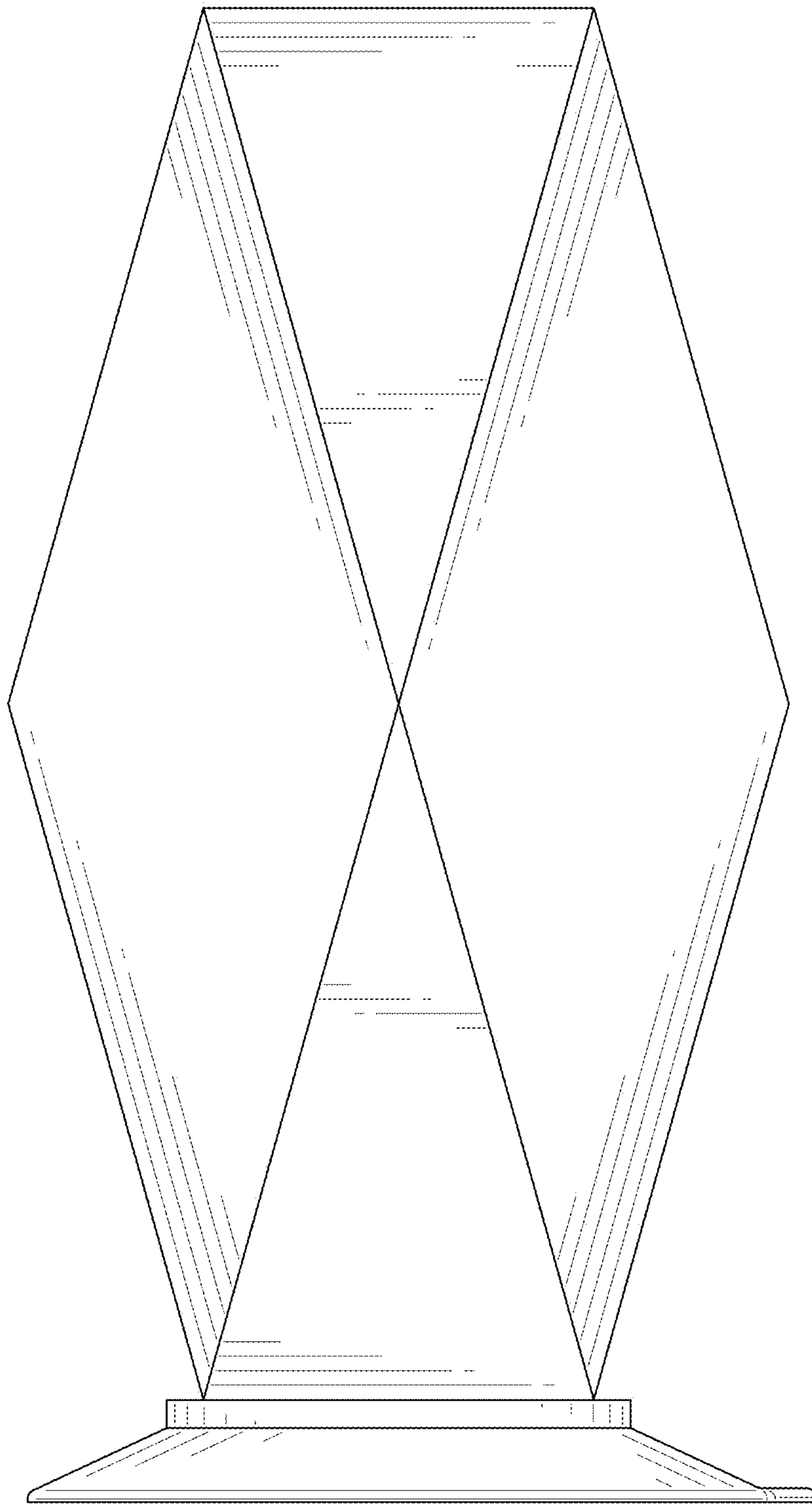


FIG. 6

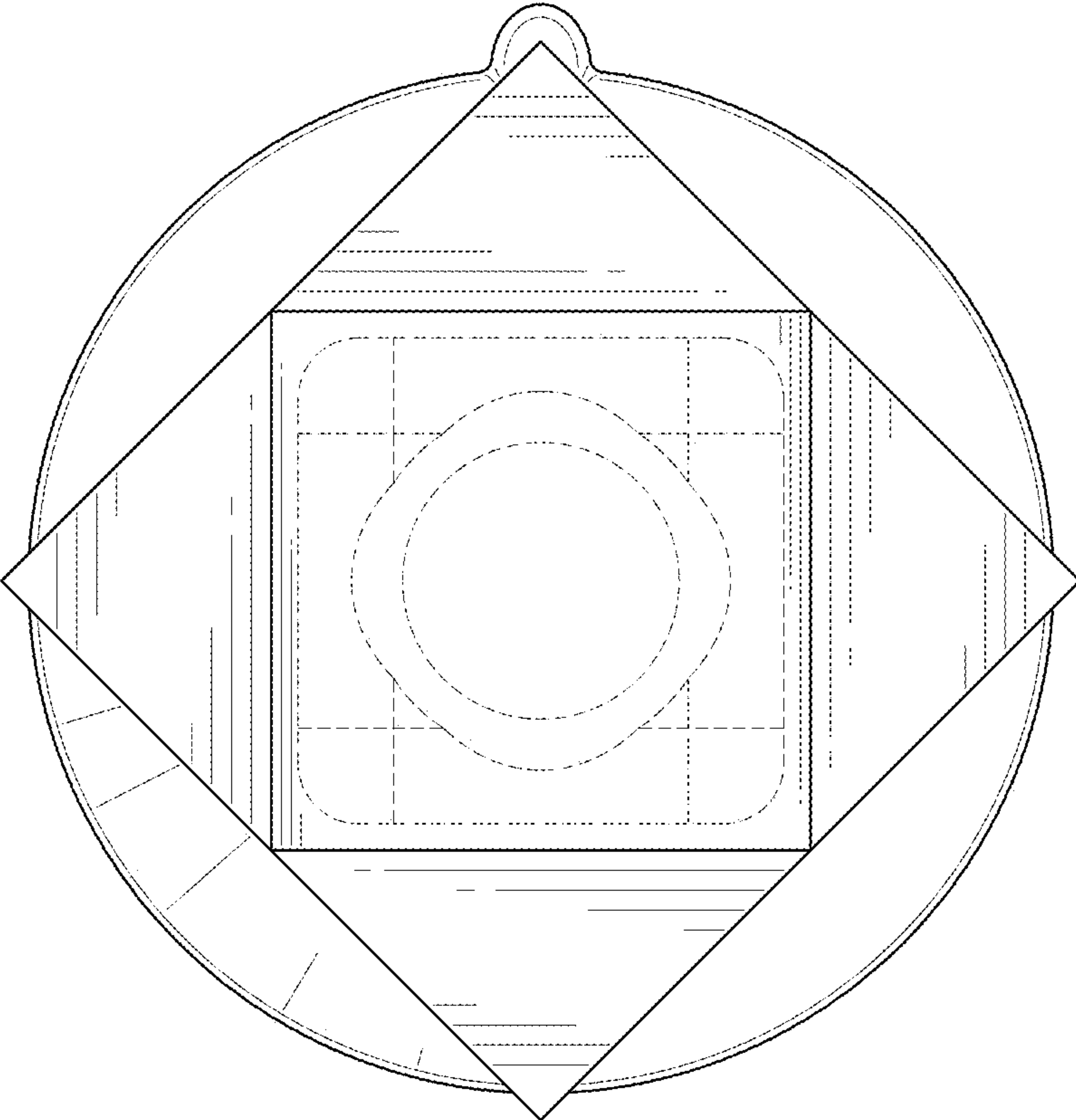


FIG. 7

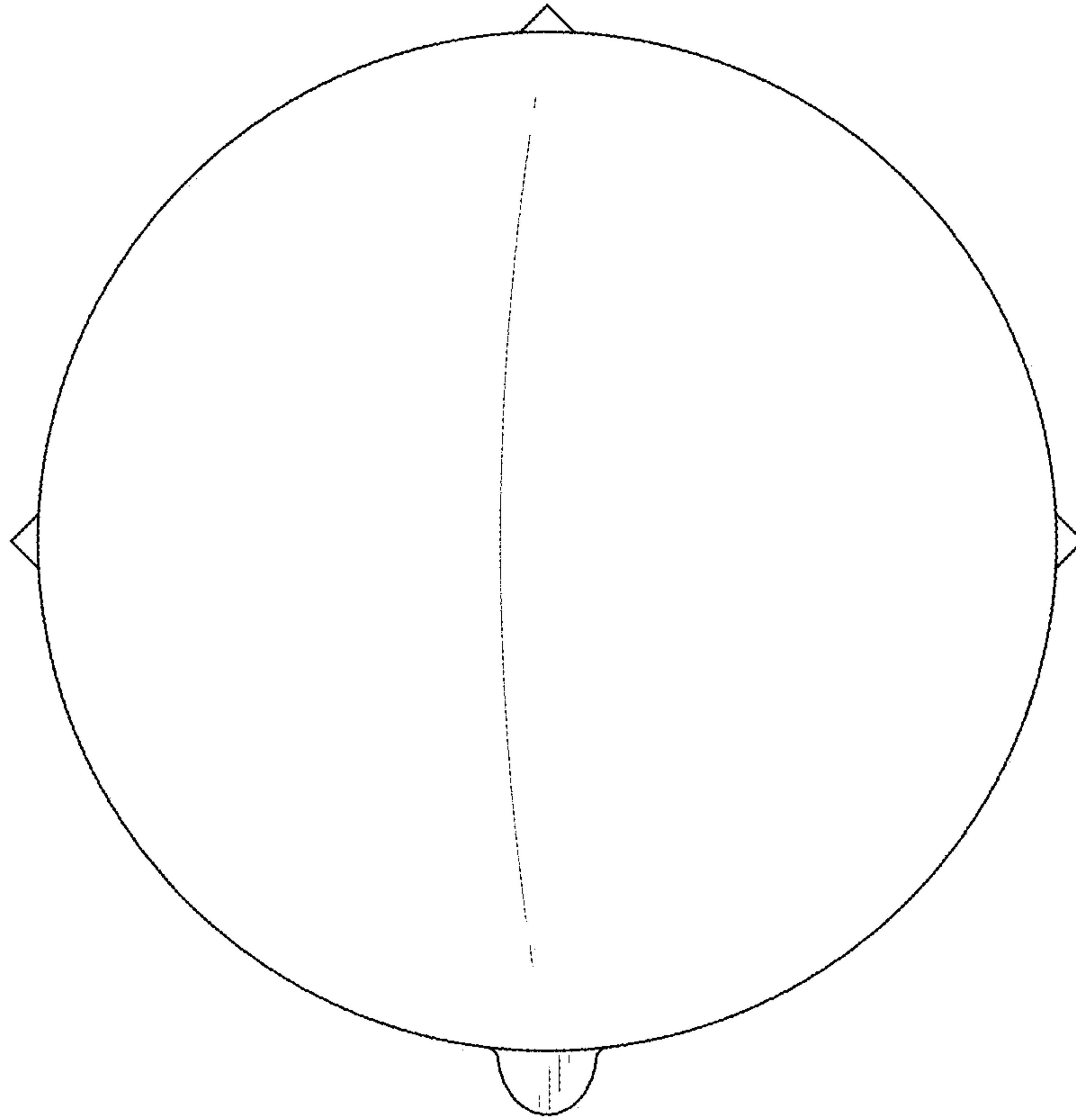


FIG. 8