



US00D901323S

(12) **United States Design Patent** (10) **Patent No.:** **US D901,323 S**
Riviere (45) **Date of Patent:** **** Nov. 10, 2020**

(54) **RING**
(71) Applicant: **Harry Winston SA**, Plan-Les-Ouates (CH)
(72) Inventor: **Dominique Riviere**, New York, NY (US)
(73) Assignee: **Harry Winston SA**, Plan-les-Ouates (CH)
(**) Term: **15 Years**
(21) Appl. No.: **29/672,982**
(22) Filed: **Dec. 11, 2018**

(30) **Foreign Application Priority Data**
Jun. 13, 2018 (WO) DM/101738
(51) **LOC (12) Cl.** **11-01**
(52) **U.S. Cl.**
USPC **D11/34**
(58) **Field of Classification Search**
USPC D11/1, 2, 3, 4, 5, 26-39, 91, 92, 84, 67
CPC A44C 5/00; A44C 5/0007; A44C 5/0015;
A44C 5/003; A44C 5/0053; A44C 9/00;
A44C 9/0007; A44C 9/0014; A44C
9/0023; A44C 9/003; A44C 9/0038; A44C
9/0046; A44C 9/0053; A44C 9/0061;
A44C 9/0069; A44C 9/0076; A44C
17/0258; A44C 17/0266; A44C 17/0275;
A44C 17/0283; A44C 17/02; A44C
17/0208
See application file for complete search history.

(56) **References Cited**
U.S. PATENT DOCUMENTS
D81,386 S * 6/1930 Gross D11/34
4,821,533 A * 4/1989 Bonnefoy A44C 17/04
63/3

D400,464 S * 11/1998 Kothari D11/4
D407,035 S * 3/1999 Ambar D11/6
D454,085 S * 3/2002 Ambar D11/29
D455,973 S * 4/2002 Ambar D11/26
D457,089 S * 5/2002 Mistretta D11/26
D779,362 S * 2/2017 Verdeille D11/16
D780,016 S * 2/2017 Yatsugi-Kang D11/34
D780,017 S * 2/2017 Yatsugi-Kang D11/34
D780,018 S * 2/2017 Riviere D11/34
D780,020 S * 2/2017 Riviere D11/34
D792,264 S * 7/2017 Yatsugi-Kang D11/34
D832,131 S * 10/2018 Hu D11/4
2007/0137250 A1 * 6/2007 Kohl A44C 9/00
63/15.6
2015/0296932 A1 * 10/2015 Escobar A44C 17/02
63/15

OTHER PUBLICATIONS

[Online] "Brilliant Love by Harry Winston . . ." <https://www.harrywinston.com/en/brilliant-love-harry-winston-diamond-wedding-band>. Retrieved Jul. 18, 2020.*

* cited by examiner

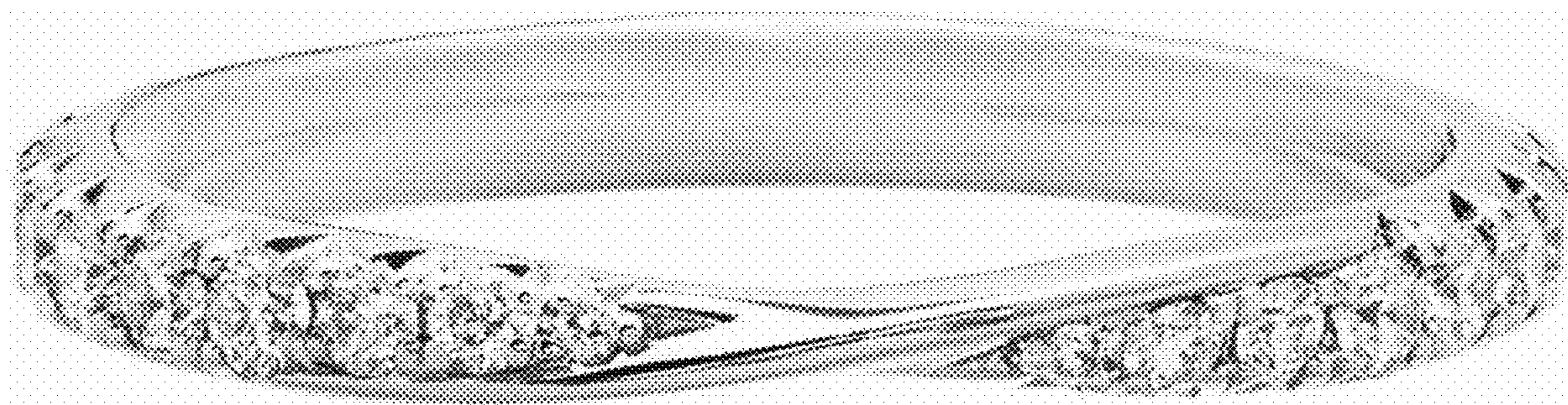
Primary Examiner — Melanie Pellegrini
(74) *Attorney, Agent, or Firm* — Blank Rome LLP

(57) **CLAIM**
The ornamental design for a ring, as shown and described.

DESCRIPTION

FIG. 1 is a front view of a ring of the present design;
FIG. 2 is a rear view thereof;
FIG. 3 is a right side view thereof;
FIG. 4 is a left side view thereof;
FIG. 5 is a top view thereof;
FIG. 6 is a bottom view thereof;
FIG. 7 is a front perspective view thereof; and,
FIG. 8 is a rear perspective view thereof.

1 Claim, 8 Drawing Sheets






FIG. 1

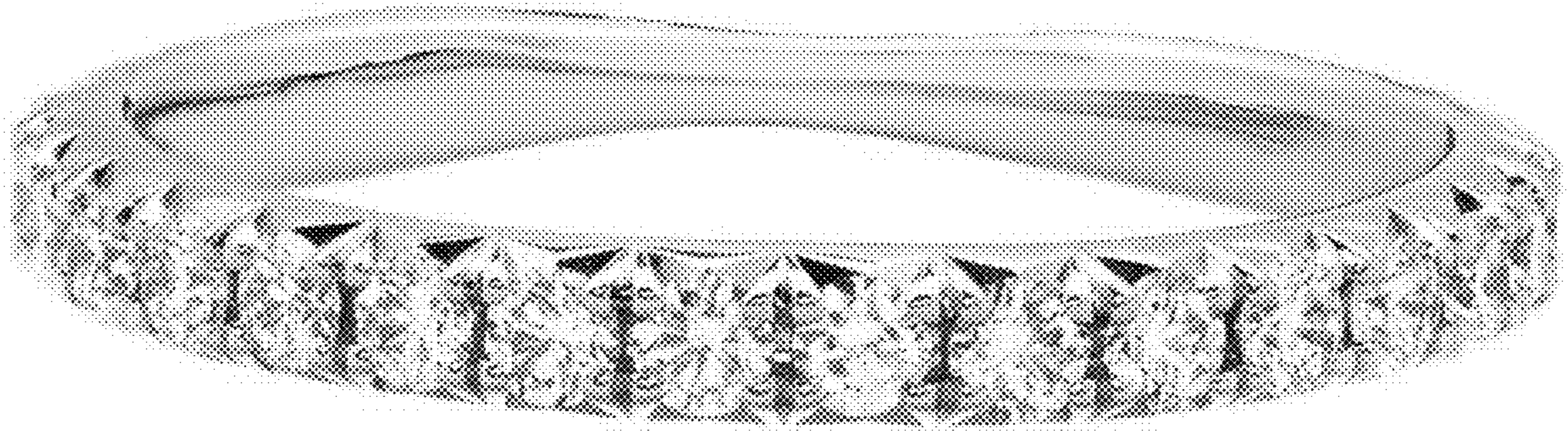


FIG.2

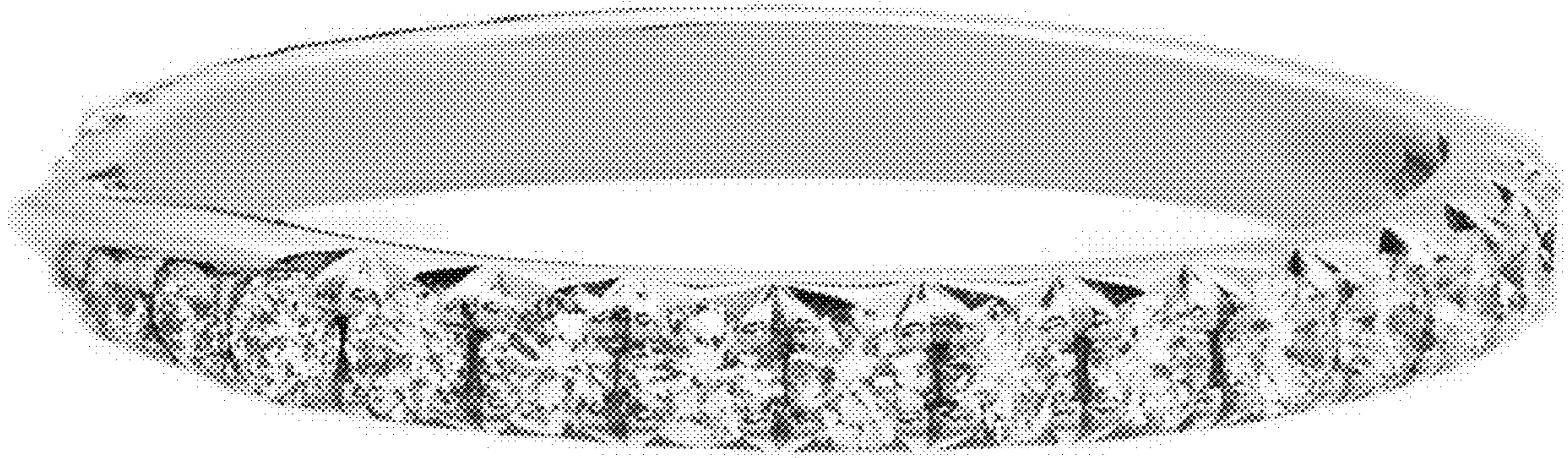


FIG. 3

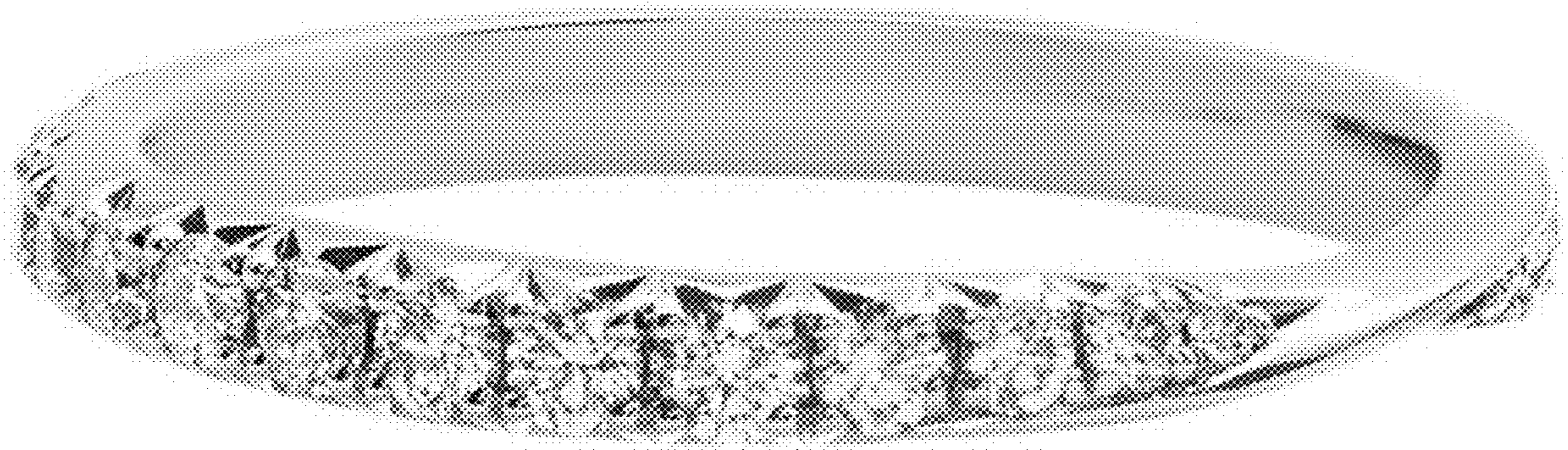


FIG. 4



FIG. 5



FIG. 6



FIG. 7



FIG. 8